



# Quarterly Statistics by Banks, Employees and Branches

June 2024

Report Code: DE13  
July 2024





## Contents

	<u>Page No.</u>
Number of Banks.....	i
Number of Employees.....	i
Bank Employees by Gender and Education Level .....	ii
Number of Branches.....	ii
Number of Employees and Branches per 100.000 People.....	iii

### Tables

Table 1	Number of Branches and Employees by Banks and Groups, June 2024.....	1
Table 2	Bank Employees by Sex and Education, as of June 2024.....	2
Table 3	Bank Employees by Age, as of June 2024.....	4
Table 4	Number of Branches and Employees (2023 - 2024 June).....	6


# Quarterly Statistics by Banks, Employees and Branches in Banking System<sup>1</sup>

June 2024

## Number of Banks

The number of deposit, development and investment banks was 63 at the end of June 2024 with 34 in deposit banks group and 20 in development and investment banks group, while there were also 9 participation banks.

### Number of Banks in the System



\* Banks under the Deposit Insurance Fund

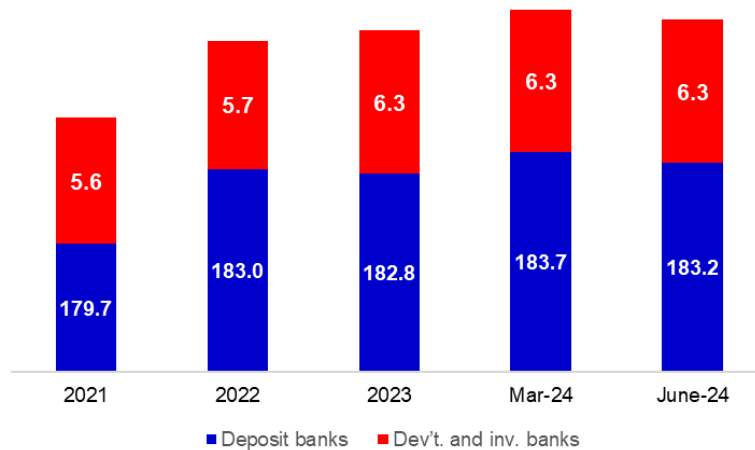
## Number of Employees

As of June 2024, the number of employees in deposit banks and development and investment banks was 189,592.

The number of employees decreased by 445 as compared to previous quarter and it increased by 764 to June 2023.

Compared to June 2023, the number of employees increased by 481 in deposit banks and it increased by 283 in development and investment banks.

### Number of Employees (thousand people)



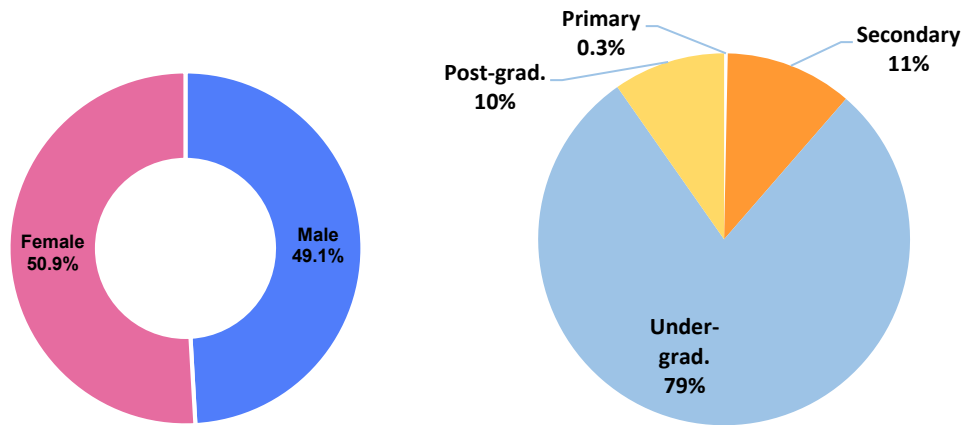
<sup>1</sup> -The deposit banks and development and investment banks are included for the figures of employees and branches.

### Bank Employees by Gender and Education Level

As of June 2024, 50.9 percent of the employees were female and 49.1 percent were male, regarding the distribution of bank employees by gender.

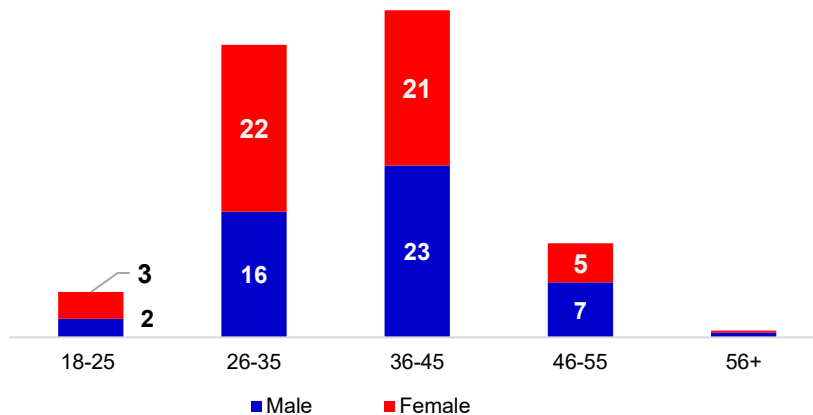
Regarding the education level of bank employees, 79 percent of the employees had undergraduate degrees and 10 percent in postgraduate degrees, as of June 2024. This share of high-school graduates was 11 percent.

### Bank Employees by Gender and Education Level



43 percent of employees are in the 36-45 age range, and 38 percent are in the 26-35 age range.

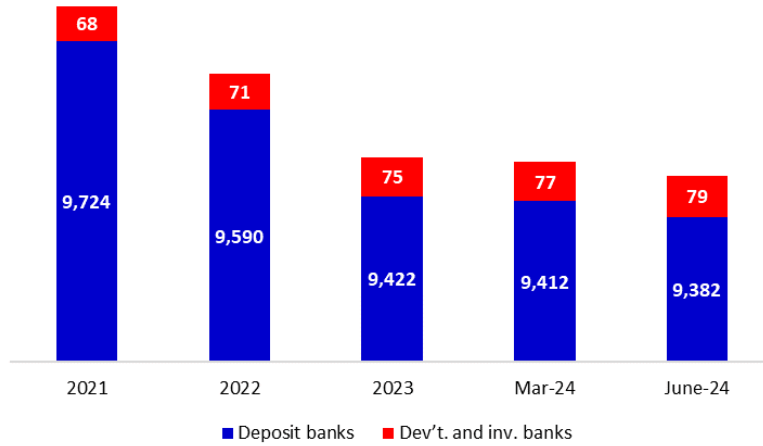
### Bank Employees by Age (percent)



## Number of Branches

As of June 2024, the total number of branches in deposit banks and development and investment banks was 9,461.

### Number of Branches\*



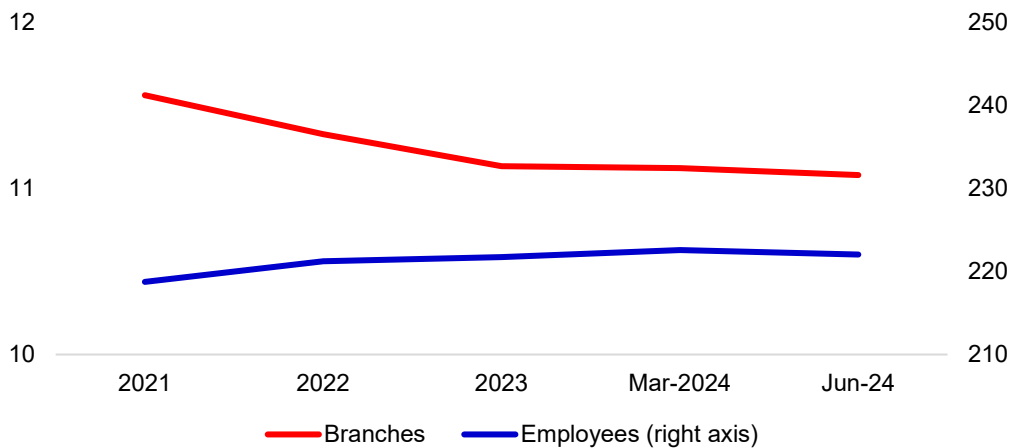
\* Branches in foreign countries and Turkish Republic of Northern Cyprus are included.

The number of branches decreased by 28, as compared to previous quarter and by 177, as compared to June 2023.

## Branches and Employees per 100,000 people

As of June 2024, employees per 100,000 people was 222 and branches per 100,000 people was 11.1.

### Branches and Employees per 100,000 people\*



\* June 2024 population data were used in the 2023 calculations.

**Table 1 Number of Banks, Branches and Employees, June 2024**

	No. of Banks	No. of Branches*	No. of Employees		No. of Banks	No. of Branches*	No. of Employees
<b>Sector Total</b>	<b>54</b>	<b>9,461</b>	<b>189,592</b>	<b>Foreign Banks</b>	<b>21</b>	<b>2,172</b>	<b>52,459</b>
<b>Deposit Banks</b>	<b>34</b>	<b>9,382</b>	<b>183,246</b>	Alternatifbank A.Ş.		24	742
<b>State-owned Banks</b>	<b>3</b>	<b>3,824</b>	<b>66,189</b>	Arap Türk Bankası A.Ş.		4	238
Türkiye Cumhuriyeti Ziraat Bankası A.Ş.		1,780	25,527	Bank Mellat		3	40
Türkiye Halk Bankası A.Ş.		1,094	22,083	Bank of China Turkey A.Ş.		1	43
Türkiye Vakıflar Bankası T.A.O.		950	18,579	Burgan Bank A.Ş.		28	1,211
<b>Privately-owned Banks</b>	<b>9</b>	<b>3,385</b>	<b>64,371</b>	Citibank A.Ş.		3	360
Akbank T.A.Ş.		700	12,983	Denizbank A.Ş.		644	12,622
Anadolubank A.Ş.		96	1,302	Deutsche Bank A.Ş.		1	111
Fibabanka A.Ş.		41	1,887	Habib Bank Limited		1	22
Şekerbank T.A.Ş.		241	3,443	HSBC Bank A.Ş.		44	1,437
Turkish Bank A.Ş.		6	103	ICBC Turkey Bank A.Ş.		36	702
Türk Ticaret Bankası A.Ş.		1	58	ING Bank A.Ş.		85	1,985
Türk Ekonomi Bankası A.Ş.		447	8,176	Intesa Sanpaolo S.p.A.		1	30
Türkiye İş Bankası A.Ş.		1,072	21,010	JPMorgan Chase Bank N.A.		1	63
Yapı ve Kredi Bankası A.Ş.		781	15,409	MUFG Bank Turkey A.Ş.		1	81
<b>Banks Under the Depo. Insurance Fund</b>	<b>1</b>	<b>1</b>	<b>227</b>	Odea Bank A.Ş.		41	1,189
Birleşik Fon Bankası A.Ş.		1	227	QNB Finansbank A.Ş.		436	12,033
				Rabobank A.Ş.		1	27
				Société Générale (SA)		1	30
				Turkland Bank A.Ş.		12	243
				Türkiye Garanti Bankası A.Ş.		804	19,250
				<b>Development and Investment Banks</b>	<b>20</b>	<b>79</b>	<b>6,346</b>
				Aktif Yatırım Bankası A.Ş.		15	687
				Bank of America Yatırım Bank A.Ş.		1	36
				BankPozitif Kredi ve Kalkınma Bankası A.Ş.		1	65
				D Yatırım Bankası A.Ş.		1	72
				Destek Yatırım Bankası A.Ş.		1	65
				Diler Yatırım Bankası A.Ş.		1	18
				Golden Global Yatırım Bankası A.Ş.		1	91
				GSD Yatırım Bankası A.Ş.		3	41
				Hedef Yatırım Bankası A.Ş.		1	46
				İller Bankası A.Ş.		19	2,787
				İstanbul Takas ve Saklama Bankası A.Ş.		1	421
				Misyon Yatırım Bankası A.Ş.		1	97
				Nurul Yatırım Bankası A.Ş.		1	123
				Pasha Yatırım Bankası A.Ş.		1	62
				Q Yatırım Bankası A.Ş.		2	75
				Standard Chartered Yatırım Bankası Türk A.Ş.		1	27
				Tera Yatırım Bankası A.Ş.		1	44
				Türk Eximbank		24	795
				Türkiye Kalkınma ve Yatırım Bankası A.Ş.		1	335
				Türkiye Sınai Kalkınma Bankası A.Ş.		2	459

\* Branches in foreign countries and Turkish Republic of Northern Cyprus are included.

**\*Publication Periods of the Report:**

March: May 1.Week  
June: August 1.Week

September: November 1.Week  
December: February 1.Week

This report has been prepared from the quarterly statistics of member banks (deposit banks and development and investment banks) that was submitted to the Banks Association of Türkiye. The data of participation banks is not included.

Whilst every effort has been made to ensure that the information contained in this report is correct, the Banks Association of Türkiye can not accept any responsibility for any errors or omissions or for any consequences resulting therefrom.

All rights reserved. No part of this report may be reproduced or transmitted, in any form or by any means, electronic, photocopying or otherwise, without the prior written permission of the Banks Association of Türkiye.

**Table 2 Bank Employees by Gender and Education, June 2024**

Banks	Primary School			High School			Undergraduate			Postgraduate			Total		
	Male	Female	Total	Male	Female	Total	Male	Female	Total	Male	Female	Total	Male	Female	Total
<b>Sector Total</b>	<b>376</b>	<b>225</b>	<b>601</b>	<b>14,639</b>	<b>6,340</b>	<b>20,979</b>	<b>68,793</b>	<b>80,771</b>	<b>149,564</b>	<b>9,201</b>	<b>9,247</b>	<b>18,448</b>	<b>93,009</b>	<b>96,583</b>	<b>189,592</b>
<b>Deposit Banks</b>	<b>311</b>	<b>216</b>	<b>527</b>	<b>14,361</b>	<b>6,257</b>	<b>20,618</b>	<b>66,361</b>	<b>79,114</b>	<b>145,475</b>	<b>8,089</b>	<b>8,537</b>	<b>16,626</b>	<b>89,122</b>	<b>94,124</b>	<b>183,246</b>
<b>State-owned Banks</b>	<b>71</b>	<b>0</b>	<b>71</b>	<b>5,275</b>	<b>825</b>	<b>6,100</b>	<b>27,437</b>	<b>25,808</b>	<b>53,245</b>	<b>3,456</b>	<b>3,317</b>	<b>6,773</b>	<b>36,239</b>	<b>29,950</b>	<b>66,189</b>
Türkiye Cumhuriyeti Ziraat Bankası A.Ş.	43	0	43	3,111	325	3,436	11,034	8,642	19,676	1,286	1,086	2,372	15,474	10,053	25,527
Türkiye Halk Bankası A.Ş.	21	0	21	1,985	404	2,389	8,875	9,126	18,001	889	783	1,672	11,770	10,313	22,083
Türkiye Vakıflar Bankası T.A.O.	7	0	7	179	96	275	7,528	8,040	15,568	1,281	1,448	2,729	8,995	9,584	18,579
<b>Privately-owned Banks</b>	<b>52</b>	<b>4</b>	<b>56</b>	<b>3,243</b>	<b>883</b>	<b>4,126</b>	<b>23,739</b>	<b>31,125</b>	<b>54,864</b>	<b>2,545</b>	<b>2,780</b>	<b>5,325</b>	<b>29,579</b>	<b>34,792</b>	<b>64,371</b>
Akbank T.A.Ş.	2	0	2	231	81	312	5,216	5,973	11,189	732	748	1,480	6,181	6,802	12,983
Anadolubank A.Ş.	6	0	6	165	26	191	503	502	1,005	59	41	100	733	569	1,302
Fibabanka A.Ş.	5	0	5	131	51	182	665	800	1,465	130	105	235	931	956	1,887
Şekerbank T.A.Ş.	2	0	2	99	64	163	1,399	1,698	3,097	82	99	181	1,582	1,861	3,443
Turkish Bank A.Ş.	0	0	0	12	8	20	40	31	71	6	6	12	58	45	103
Türk Ekonomi Bankası A.Ş.	8	1	9	375	230	605	2,832	4,040	6,872	337	353	690	3,552	4,624	8,176
Türk Ticaret Bankası A.Ş.	3	0	3	2	1	3	10	19	29	16	7	23	31	27	58
Türkiye İş Bankası A.Ş.	14	1	15	1,796	188	1,984	8,378	9,496	17,874	527	610	1,137	10,715	10,295	21,010
Yapı ve Kredi Bankası A.Ş.	12	2	14	432	234	666	4,696	8,566	13,262	656	811	1,467	5,796	9,613	15,409
<b>Banks Under Depo. Insurance Fund</b>	<b>2</b>	<b>1</b>	<b>3</b>	<b>50</b>	<b>10</b>	<b>60</b>	<b>60</b>	<b>80</b>	<b>140</b>	<b>8</b>	<b>16</b>	<b>24</b>	<b>120</b>	<b>107</b>	<b>227</b>
Birleşik Fon Bankası A.Ş.	2	1	3	50	10	60	60	80	140	8	16	24	120	107	227

Banks	Primary School			High School			Undergraduate			Postgraduate			Total		
	Male	Female	Total	Male	Female	Total	Male	Female	Total	Male	Female	Total	Male	Female	Total
<b>Foreign Banks</b>	<b>186</b>	<b>211</b>	<b>397</b>	<b>5,793</b>	<b>4,539</b>	<b>10,332</b>	<b>15,125</b>	<b>22,101</b>	<b>37,226</b>	<b>2,080</b>	<b>2,424</b>	<b>4,504</b>	<b>23,184</b>	<b>29,275</b>	<b>52,459</b>
Alternatifbank A.Ş.	8	1	9	64	36	100	226	293	519	49	65	114	347	395	742
Arap Türk Bankası A.Ş.	8	0	8	40	8	48	89	59	148	19	15	34	156	82	238
Bank Mellat	3	0	3	7	1	8	20	4	24	4	1	5	34	6	40
Bank of China Turkey A.Ş.	0	0	0	0	0	0	18	10	28	8	7	15	26	17	43
Burgan Bank A.Ş.	3	0	3	54	33	87	473	495	968	88	65	153	618	593	1,211
Citibank A.Ş.	0	0	0	24	4	28	136	123	259	32	41	73	192	168	360
Denizbank A.Ş.	100	202	302	2,143	2,287	4,430	3,091	4,104	7,195	310	385	695	5,644	6,978	12,622
Deutsche Bank A.Ş.	2	0	2	4	1	5	31	49	80	11	13	24	48	63	111
Habib Bank Limited	1	0	1	2	0	2	8	10	18	0	1	1	11	11	22
HSBC Bank A.Ş.	4	0	4	83	54	137	397	751	1,148	79	69	148	563	874	1,437
ICBC Turkey Bank A.Ş.	4	0	4	47	12	59	241	293	534	51	54	105	343	359	702
ING Bank A.Ş.	3	0	3	80	24	104	637	982	1,619	124	135	259	844	1,141	1,985
Intesa Sanpaolo S.p.A.	0	0	0	1	0	1	7	10	17	6	6	12	14	16	30
JPMorgan Chase Bank N.A.	3	1	4	2	2	4	23	18	41	6	8	14	34	29	63
MUFG Bank Turkey A.Ş.	0	0	0	3	0	3	24	31	55	13	10	23	40	41	81
Odea Bank A.Ş.	4	0	4	27	9	36	380	621	1,001	77	71	148	488	701	1,189
QNB Finansbank A.Ş.	29	4	33	1,774	1,728	3,502	2,724	4,887	7,611	393	494	887	4,920	7,113	12,033
Rabobank A.Ş.	0	0	0	1	0	1	7	3	10	10	6	16	18	9	27
Société Générale (SA)	3	0	3	2	2	4	7	11	18	4	1	5	16	14	30
Turkland Bank A.Ş.	2	0	2	29	11	40	85	88	173	16	12	28	132	111	243
Türkiye Garanti Bankası A.Ş.	9	3	12	1,406	327	1,733	6,501	9,259	15,760	780	965	1,745	8,696	10,554	19,250
<b>Development and Investment Banks</b>	<b>65</b>	<b>9</b>	<b>74</b>	<b>278</b>	<b>83</b>	<b>361</b>	<b>2,432</b>	<b>1,657</b>	<b>4,089</b>	<b>1,112</b>	<b>710</b>	<b>1,822</b>	<b>3,887</b>	<b>2,459</b>	<b>6,346</b>
Aktif Yatırım Bankası A.Ş.	1	0	1	41	15	56	256	282	538	48	44	92	346	341	687
Bank of America Yatırım Bank A.Ş.	0	0	0	0	0	0	12	10	22	9	5	14	21	15	36
BankPozitif Kredi ve Kalkınma Bankası A.Ş.	1	0	1	3	0	3	23	26	49	8	4	12	35	30	65
D Yatırım Bankası A.Ş.	0	0	0	2	0	2	25	29	54	8	8	16	35	37	72
Destek Yatırım Bankası A.Ş.	0	0	0	4	1	5	24	23	47	8	5	13	36	29	65
Diler Yatırım Bankası A.Ş.	0	0	0	1	0	1	2	13	15	2	0	2	5	13	18
Golden Global Yatırım Bankası A.Ş.	1	0	1	4	3	7	34	23	57	18	8	26	57	34	91
GSD Yatırım Bankası A.Ş.	0	0	0	3	0	3	21	14	35	3	0	3	27	14	41
Hedef Yatırım Bankası A.Ş.	0	0	0	0	0	0	22	12	34	10	2	12	32	14	46
İller Bankası A.Ş.	47	2	49	128	24	152	1,201	579	1,780	498	308	806	1,874	913	2,787
İstanbul Takas ve Saklama Bankası A.Ş.	1	0	1	19	9	28	159	126	285	71	36	107	250	171	421
Misyon Yatırım Bankası A.Ş.	0	1	1	4	4	8	38	19	57	21	10	31	63	34	97
Nurol Yatırım Bankası A.Ş.	1	2	3	12	2	14	44	46	90	7	9	16	64	59	123
Pasha Yatırım Bankası A.Ş.	0	0	0	3	2	5	16	19	35	13	9	22	32	30	62
Q Yatırım Bankası A.Ş.	0	0	0	4	2	6	21	26	47	17	5	22	42	33	75
Standard Chartered Yatırım Bankası Türk A.Ş.	2	1	3	2	1	3	4	9	13	4	4	8	12	15	27
Tera Yatırım Bankası A.Ş.	1	1	2	2	1	3	16	13	29	6	4	10	25	19	44
Türk Eximbank	4	1	5	13	5	18	244	147	391	243	138	381	504	291	795
Türkiye Kalkınma ve Yatırım Bankası A.Ş.	2	1	3	11	3	14	120	99	219	62	37	99	195	140	335
Türkiye Sınai Kalkınma Bankası A.Ş.	4	0	4	22	11	33	150	142	292	56	74	130	232	227	459



**Table 3 Bank Employees by Age, June 2024**

Banks	Under 17*			18-25			26-35			36-45			46-55			56+			Total		
	Male	Female	Total	Male	Female	Total	Male	Female	Total	Male	Female	Total	Male	Female	Total	Male	Female	Total	Male	Female	Total
<b>Sector Total</b>	1	0	1	4,448	6,264	10,712	30,886	41,031	71,917	42,775	38,963	81,738	13,701	9,792	23,493	1,198	533	1,731	93,009	96,583	189,592
<b>Deposit Banks</b>	0	0	0	4,263	6,129	10,392	29,635	40,053	69,688	41,518	38,191	79,709	13,057	9,435	22,492	649	316	965	89,122	94,124	183,246
<b>State-owned Banks</b>	0	0	0	907	1,188	2,095	12,162	13,443	25,605	18,571	13,018	31,589	4,491	2,276	6,767	108	25	133	36,239	29,950	66,189
Türkiye Cumhuriyeti Ziraat Bankası A.Ş.	0	0	0	224	298	522	4,339	4,058	8,397	8,309	4,620	12,929	2,537	1,063	3,600	65	14	79	15,474	10,053	25,527
Türkiye Halk Bankası A.Ş.	0	0	0	243	384	627	4,204	5,270	9,474	6,066	3,902	9,968	1,237	749	1,986	20	8	28	11,770	10,313	22,083
Türkiye Vakıflar Bankası T.A.O.	0	0	0	440	506	946	3,619	4,115	7,734	4,196	4,496	8,692	717	464	1,181	23	3	26	8,995	9,584	18,579
<b>Privately-owned Banks</b>	0	0	0	1,514	2,205	3,719	9,096	13,586	22,682	13,875	15,080	28,955	4,860	3,833	8,693	234	88	322	29,579	34,792	64,371
Akbank T.A.Ş.	0	0	0	242	320	562	1,870	2,514	4,384	2,880	3,248	6,128	1,139	703	1,842	50	17	67	6,181	6,802	12,983
Anadolubank A.Ş.	0	0	0	21	53	74	183	210	393	317	198	515	186	102	288	26	6	32	733	569	1,302
Fibabanka A.Ş.	0	0	0	46	56	102	337	428	765	357	325	682	174	141	315	17	6	23	931	956	1,887
Şekerbank T.A.Ş.	0	0	0	61	118	179	693	963	1,656	630	623	1,253	183	154	337	15	3	18	1,582	1,861	3,443
Turkish Bank A.Ş.	0	0	0	6	4	10	6	5	11	12	12	24	24	21	45	10	3	13	58	45	103
Türk Ekonomi Bankası A.Ş.	0	0	0	229	489	718	1,174	1,876	3,050	1,571	1,802	3,373	524	441	965	54	16	70	3,552	4,624	8,176
Türk Ticaret Bankası A.Ş.	0	0	0	0	0	0	2	3	5	11	9	20	12	5	17	6	10	16	31	27	58
Türkiye İş Bankası A.Ş.	0	0	0	505	414	919	2,664	3,130	5,794	5,757	5,347	11,104	1,762	1,390	3,152	27	14	41	10,715	10,295	21,010
Yapı ve Kredi Bankası A.Ş.	0	0	0	404	751	1,155	2,167	4,457	6,624	2,340	3,516	5,856	856	876	1,732	29	13	42	5,796	9,613	15,409
<b>Banks Under Depo. Insurance Fund</b>	0	0	0	5	3	8	30	33	63	33	34	67	43	34	77	9	3	12	120	107	227
Birleşik Fon Bankası A.Ş.	0	0	0	5	3	8	30	33	63	33	34	67	43	34	77	9	3	12	120	107	227

Banks	Under 17*			18-25			26-35			36-45			46-55			56+			Total		
	Male	Female	Total	Male	Female	Total	Male	Female	Total	Male	Female	Total	Male	Female	Total	Male	Female	Total	Male	Female	Total
<b>Foreign Banks</b>	<b>0</b>	<b>0</b>	<b>0</b>	<b>1,837</b>	<b>2,733</b>	<b>4,570</b>	<b>8,347</b>	<b>12,991</b>	<b>21,338</b>	<b>9,039</b>	<b>10,059</b>	<b>19,098</b>	<b>3,663</b>	<b>3,292</b>	<b>6,955</b>	<b>298</b>	<b>200</b>	<b>498</b>	<b>23,184</b>	<b>29,275</b>	<b>52,459</b>
Alternatifbank A.Ş.	0	0	0	35	45	80	74	121	195	160	159	319	70	67	137	8	3	11	347	395	742
Arap Türk Bankası A.Ş.	0	0	0	5	3	8	31	21	52	69	30	99	47	26	73	4	2	6	156	82	238
Bank Mellat	0	0	0	0	0	0	5	1	6	9	1	10	15	4	19	5	0	5	34	6	40
Bank of China Turkey A.Ş.	0	0	0	1	2	3	6	3	9	8	9	17	10	2	12	1	1	2	26	17	43
Burgan Bank A.Ş.	0	0	0	90	65	155	247	217	464	192	201	393	83	100	183	6	10	16	618	593	1,211
Citibank A.Ş.	0	0	0	13	6	19	41	38	79	83	68	151	49	54	103	6	2	8	192	168	360
Denizbank A.Ş.	0	0	0	405	713	1,118	1,831	2,946	4,777	2,423	2,272	4,695	891	944	1,835	94	103	197	5,644	6,978	12,622
Deutsche Bank A.Ş.	0	0	0	1	2	3	11	20	31	23	26	49	13	15	28	0	0	0	48	63	111
Habib Bank Limited	0	0	0	2	2	4	0	1	1	1	1	2	6	6	12	2	1	3	11	11	22
HSBC Bank A.Ş.	0	0	0	23	22	45	123	287	410	226	391	617	185	171	356	6	3	9	563	874	1,437
ICBC Turkey Bank A.Ş.	0	0	0	3	13	16	97	127	224	122	135	257	111	82	193	10	2	12	343	359	702
ING Bank A.Ş.	0	0	0	32	44	76	328	597	925	314	378	692	161	117	278	9	5	14	844	1,141	1,985
Intesa Sanpaolo S.p.A.	0	0	0	0	0	0	1	6	7	6	4	10	5	5	10	2	1	3	14	16	30
JPMorgan Chase Bank N.A.	0	0	0	3	1	4	10	12	22	12	8	20	8	7	15	1	1	2	34	29	63
MUFG Bank Turkey A.Ş.	0	0	0	3	0	3	7	10	17	13	20	33	16	8	24	1	3	4	40	41	81
Odea Bank A.Ş.	0	0	0	39	68	107	171	272	443	197	282	479	72	78	150	9	1	10	488	701	1,189
QNB Finansbank A.Ş.	0	0	0	476	913	1,389	1,849	3,601	5,450	1,857	2,019	3,876	688	555	1,243	50	25	75	4,920	7,113	12,033
Rabobank A.Ş.	0	0	0	0	0	0	2	0	2	6	6	12	9	3	12	1	0	1	18	9	27
Société Générale (SA)	0	0	0	0	2	2	1	2	3	2	1	3	8	6	14	5	3	8	16	14	30
Turkland Bank A.Ş.	0	0	0	5	7	12	20	23	43	42	47	89	59	33	92	6	1	7	132	111	243
Türkiye Garanti Bankası A.Ş.	0	0	0	701	825	1,526	3,492	4,686	8,178	3,274	4,001	7,275	1,157	1,009	2,166	72	33	105	8,696	10,554	19,250
<b>Development and Investment Banks</b>	<b>1</b>	<b>0</b>	<b>1</b>	<b>185</b>	<b>135</b>	<b>320</b>	<b>1,251</b>	<b>978</b>	<b>2,229</b>	<b>1,257</b>	<b>772</b>	<b>2,029</b>	<b>644</b>	<b>357</b>	<b>1,001</b>	<b>549</b>	<b>217</b>	<b>766</b>	<b>3,887</b>	<b>2,459</b>	<b>6,346</b>
Aktif Yatırım Bankası A.Ş.	0	0	0	23	30	53	132	148	280	138	129	267	50	34	84	3	0	3	346	341	687
Bank of America Yatırım Bank A.Ş.	0	0	0	2	0	2	3	0	3	6	11	17	10	4	14	0	0	0	21	15	36
BankPozitif Kredi ve Kalkınma Bankası A.Ş.	0	0	0	1	0	1	3	11	14	17	13	30	13	6	19	1	0	1	35	30	65
D Yatırım Bankası A.Ş.	0	0	0	2	1	3	19	16	35	8	10	18	6	10	16	0	0	0	35	37	72
Destek Yatırım Bankası A.Ş.	0	0	0	4	3	7	9	10	19	15	8	23	5	8	13	3	0	3	36	29	65
Diler Yatırım Bankası A.Ş.	0	0	0	0	0	0	1	3	4	0	6	6	1	4	5	3	0	3	5	13	18
Golden Global Yatırım Bankası A.Ş.	0	0	0	3	2	5	14	13	27	24	14	38	15	5	20	1	0	1	57	34	91
GSD Yatırım Bankası A.Ş.	0	0	0	2	3	5	6	1	7	6	4	10	12	6	18	1	0	1	27	14	41
Hedef Yatırım Bankası A.Ş.	0	0	0	0	0	0	13	7	20	10	4	14	8	3	11	1	0	1	32	14	46
İller Bankası A.Ş.	0	0	0	45	21	66	538	318	856	459	210	669	321	163	484	511	201	712	1,874	913	2,787
İstanbul Takas ve Saklama Bankası A.Ş.	0	0	0	34	20	54	109	84	193	69	45	114	37	22	59	1	0	1	250	171	421
Misyon Yatırım Bankası A.Ş.	0	0	0	5	3	8	17	16	33	23	12	35	17	3	20	1	0	1	63	34	97
Nurol Yatırım Bankası A.Ş.	0	0	0	9	7	16	15	22	37	20	16	36	16	11	27	4	3	7	64	59	123
Pasha Yatırım Bankası A.Ş.	0	0	0	0	0	0	9	10	19	14	10	24	9	10	19	0	0	0	32	30	62
Q Yatırım Bankası A.Ş.	0	0	0	1	2	3	6	13	19	18	10	28	16	8	24	1	0	1	42	33	75
Standard Chartered Yatırım Bankası Türk A.Ş.	0	0	0	0	0	0	1	3	4	4	6	10	4	3	7	3	3	6	12	15	27
Tera Yatırım Bankası A.Ş.	0	0	0	2	1	3	2	6	8	13	6	19	7	4	11	1	2	3	25	19	44
Türk Eximbank	0	0	0	12	8	20	180	128	308	266	132	398	41	23	64	5	0	5	504	291	795
Türkiye Kalkınma ve Yatırım Bankası A.Ş.	0	0	0	4	7	11	80	63	143	78	53	131	25	11	36	8	6	14	195	140	335
Türkiye Sınai Kalkınma Bankası A.Ş.	1	0	1	36	27	63	94	106	200	69	73	142	31	19	50	1	2	3	232	227	459

\*Students who continue their compulsory "internship" and "apprenticeship" trainings for high schools and universities are not included. Apart from these, students working with service contracts and on payroll are included.

**Table 4 Number of Branches and Employees (2023 - 2024 June)**

	No.of Branches			No.of Employees		
	2023 June	2023 Dec.	2024 June	2023 June	2023 Dec.	2024 June
<b>Sector Total</b>	<b>9,638</b>	<b>9,497</b>	<b>9,461</b>	<b>188,828</b>	<b>189,107</b>	<b>189,592</b>
<b>Deposit Banks</b>	<b>9,566</b>	<b>9,422</b>	<b>9,382</b>	<b>182,765</b>	<b>182,790</b>	<b>183,246</b>
<b>State-owned Banks</b>	<b>3,770</b>	<b>3,792</b>	<b>3,824</b>	<b>64,878</b>	<b>65,386</b>	<b>66,189</b>
Türkiye Cumhuriyeti Ziraat Bankası A.Ş.	1,766	1,769	1,780	25,916	25,904	25,527
Türkiye Halk Bankası A.Ş.	1,061	1,079	1,094	22,170	22,219	22,083
Türkiye Vakıflar Bankası T.A.O.	943	944	950	16,792	17,263	18,579
<b>Privately-owned Banks</b>	<b>3,483</b>	<b>3,418</b>	<b>3,385</b>	<b>64,804</b>	<b>64,700</b>	<b>64,371</b>
Akbank T.A.Ş.	713	705	700	12,802	12,864	12,983
Anadolubank A.Ş.	116	114	96	1,611	1,547	1,302
Fibabanka A.Ş.	44	40	41	1,945	1,940	1,887
Şekerbank T.A.Ş.	238	240	241	3,266	3,703	3,443
Turkish Bank A.Ş.	6	6	6	107	111	103
Türk Ekonomi Bankası A.Ş.	452	444	447	8,304	8,333	8,176
Türk Ticaret Bankası A.Ş.	1	1	1	26	26	58
Türkiye İş Bankası A.Ş.	1,113	1,088	1,072	21,012	21,167	21,010
Yapı ve Kredi Bankası A.Ş.	800	780	781	15,731	15,009	15,409
<b>Banks Under the Dep.Ins.Fund</b>	<b>1</b>	<b>1</b>	<b>1</b>	<b>232</b>	<b>230</b>	<b>227</b>
Birleşik Fon Bankası A.Ş.	1	1	1	232	230	227
<b>Foreign Banks</b>	<b>2,312</b>	<b>2,211</b>	<b>2,172</b>	<b>52,851</b>	<b>52,474</b>	<b>52,459</b>
Alternatifbank A.Ş.	31	24	24	807	796	742
Arap Türk Bankası A.Ş.	7	7	4	259	258	238
Bank Mellat	3	3	3	43	40	40
Bank of China Turkey A.Ş.	1	1	1	46	44	43
Burgan Bank A.Ş.	32	29	28	1,083	1,104	1,211
Citibank A.Ş.	3	3	3	406	389	360
Denizbank A.Ş.	651	641	644	13,006	12,720	12,622
Deutsche Bank A.Ş.	1	1	1	120	118	111
Habib Bank Limited	1	1	1	24	22	22
HSBC Bank A.Ş.	67	44	44	1,756	1,523	1,437
ICBC Turkey Bank A.Ş.	39	39	36	736	723	702
ING Bank A.Ş.	148	120	85	2,416	2,236	1,985
Intesa Sanpaolo S.p.A.	1	1	1	32	32	30
JPMorgan Chase Bank N.A.	1	1	1	62	63	63
MUFG Bank Turkey A.Ş.	1	1	1	80	84	81
Odea Bank A.Ş.	48	41	41	1,170	1,284	1,189
QNB Finansbank A.Ş.	436	436	436	11,738	11,747	12,033
Rabobank A.Ş.	1	1	1	28	27	27
Société Générale (SA)	1	1	1	33	31	30
Turkland Bank A.Ş.	12	12	12	273	268	243
Türkiye Garanti Bankası A.Ş.	827	804	804	18,733	18,965	19,250
<b>Development and Investment Banks</b>	<b>72</b>	<b>75</b>	<b>79</b>	<b>6,063</b>	<b>6,317</b>	<b>6,346</b>
Aktif Yatırım Bankası A.Ş.	13	14	15	666	683	687
Bank of America Yatırım Bank A.Ş.	1	1	1	41	40	36
BankPozitif Kredi ve Kalkınma Bankası A.Ş.	1	1	1	55	56	65
D Yatırım Bankası A.Ş.	1	1	1	62	67	72
Destek Yatırım Bankası A.Ş.	1	1	1	41	72	65
Diler Yatırım Bankası A.Ş.	1	1	1	19	18	18
Golden Global Yatırım Bankası A.Ş.	1	1	1	75	89	91
GSD Yatırım Bankası A.Ş.	3	3	3	40	39	41
Hedef Yatırım Bankası A.Ş.	-	-	1	-	-	46
İller Bankası A.Ş.	19	19	19	2,902	2,859	2,787
İstanbul Takas ve Saklama Bankası A.Ş.	1	1	1	372	403	421
Misyon Yatırım Bankası A.Ş.	1	1	1	91	123	97
Nurol Yatırım Bankası A.Ş.	1	1	1	101	116	123
Pasha Yatırım Bankası A.Ş.	1	1	1	58	54	62
Q Yatırım Bankası A.Ş.	-	1	2	-	50	75
Standard Chartered Yatırım Bankası Türk A.Ş.	1	1	1	30	29	27
Tera Yatırım Bankası A.Ş.	-	1	1	-	34	44
Türk Eximbank	23	23	24	759	802	795
Türkiye Kalkınma ve Yatırım Bankası A.Ş.	1	1	1	312	331	335
Türkiye Sınai Kalkınma Bankası A.Ş.	2	2	2	439	452	459

Adabank A.Ş. has resigned from the member of the Banks Association of Türkiye, as of December 2023. Therefore the data of bank was not included in the table.