



Quarterly Statistics by Banks, Employees and Branches

March 2024

Report Code: DE13
May 2024





Contents

	<u>Page No.</u>
Number of Banks.....	i
Number of Employees.....	i
Bank Employees by Gender and Education Level	ii
Number of Branches.....	ii
Number of Employees and Branches per 100.000 People.....	iii

Tables

Table 1	Number of Branches and Employees by Banks and Groups, March 2024.....	1
Table 2	Bank Employees by Sex and Education, as of March 2024.....	2
Table 3	Bank Employees by Age, as of March 2024.....	4
Table 4	Number of Branches and Employees (2023 - 2024 March).....	6


Quarterly Statistics by Banks, Employees and Branches in Banking System¹

March 2024

Number of Banks

The number of deposit, development and investment banks was 63 at the end of March 2024 with 34 in deposit banks group and 20 in development and investment banks group, while there were also 9 participation banks. With the decision of the Banking Regulation and Supervision Agency, "Hedef Yatırım Bankası A.Ş" was licenced to operate.

Number of Banks in the System



* Banks under the Deposit Insurance Fund

Number of Employees

As of March 2024, the number of employees in deposit banks and development and investment banks was 190,037.

Number of Employees

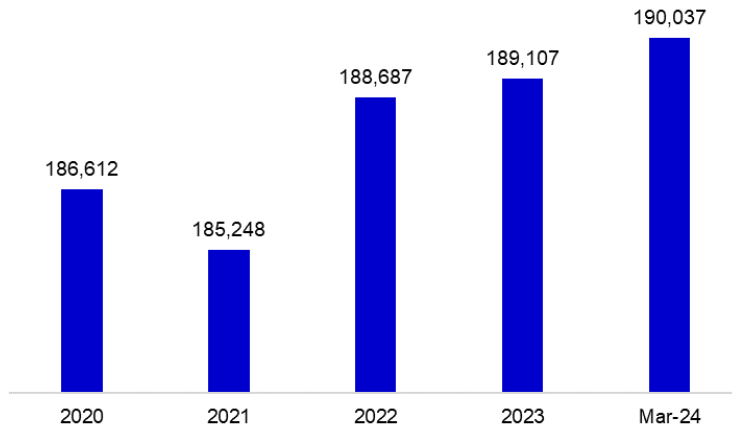
	March 2023	December 2023	March 2024
Deposit banks	185,581	182,790	183,735
Dev't. and inv. banks	5,604	6,317	6,302
Total	191,185	189,107	190,037

The number of employees increased by 930 as compared to previous quarter and it decreased by 1,148 to March 2023.

Compared to March 2023, the number of employees decreased by 1,846 in deposit banks and it increased by 698 in development and investment banks.

¹ -The deposit banks and development and investment banks are included for the figures of employees and branches.

Number of Employees (Number of people)




Bank Employees by Gender and Education Level

As of March 2024, 50.8 percent of the employees were female and 49.2 percent were male, regarding the distribution of bank employees by gender.

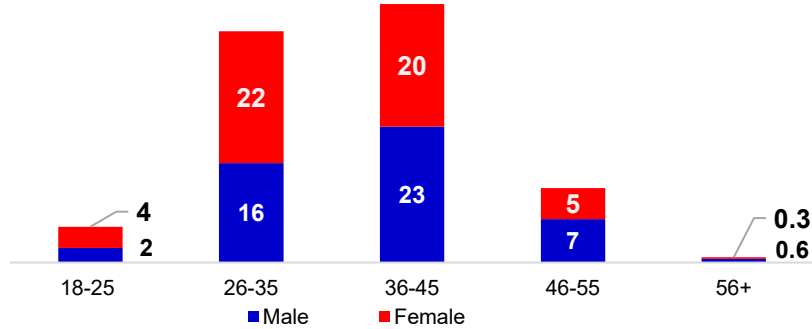
Regarding the education level of bank employees, 79 percent of the employees had undergraduate degrees and 9 percent in postgraduate degrees, as of March 2024. This share of high-school graduates was 11 percent.

Bank Employees by Gender and Education Level



The age distribution of employees in the banking sector has been compiled and published by the Banks Association of Turkey since December 2022. Accordingly, 43 percent of employees are in the 36-45 age range, and 38 percent are in the 26-35 age range.

Bank Employees by Age (percent)



Number of Branches

As of March 2024, the total number of branches in deposit banks and development and investment banks was 9,496.

Number of Branches*

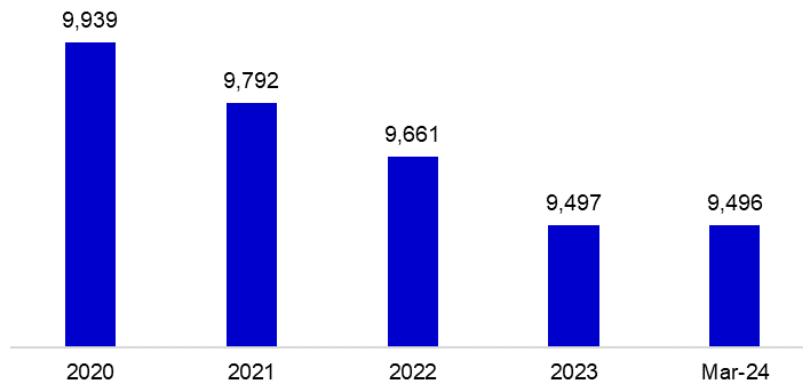
	March 2023	December 2023	March 2024
Deposit banks	9,595	9,422	9,419
Dev't, and inv, banks	71	75	77
Total	9,666	9,497	9,496

* Branches in foreign countries and Turkish Republic of Northern Cyprus are included.

The number of branches decreased by 1, as compared to previous quarter and by 170, as compared to March 2023.

The number of branches per bank was 277 in deposit banks at the end of March 2024.

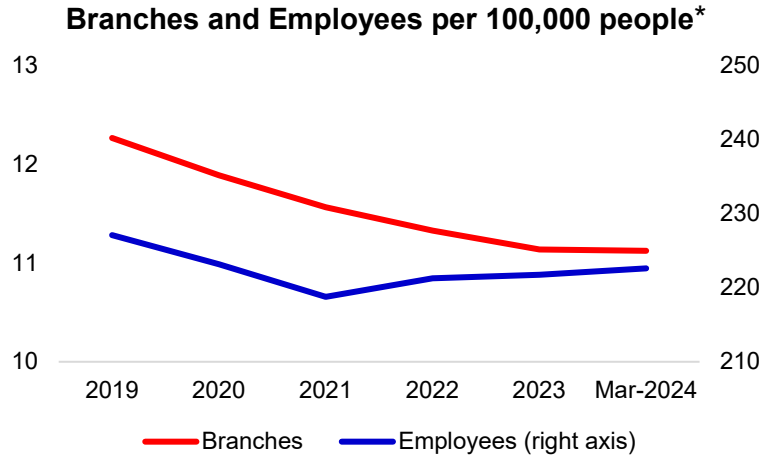
Number of Branches



The rapid growth of non-branch channels and delegation of some services to outsourcing institutions affected the number of employees and branches.

Branches and Employees per 100,000 people

As of March 2024, employees per 100,000 people was 223 and branches per 100,000 people was 11.1.



* March 2024 population data were used in the 2023 calculations.

Table 1 Number of Banks, Branches and Employees, March 2024

	No. of Banks	No. of Branches*	No. of Employees		No. of Banks	No. of Branches*	No. of Employees
Sector Total	54	9,496	190,037	Foreign Banks	21	2,208	52,488
Deposit Banks	34	9,419	183,735	Alternatifbank A.Ş.		24	751
State-owned Banks	3	3,815	66,668	Arap Türk Bankası A.Ş.		7	260
Türkiye Cumhuriyeti Ziraat Bankası A.Ş.		1,778	25,792	Bank Mellat		3	40
Türkiye Halk Bankası A.Ş.		1,089	22,189	Bank of China Turkey A.Ş.		1	44
Türkiye Vakıflar Bankası T.A.O.		948	18,687	Burgan Bank A.Ş.		29	1,164
Privately-owned Banks	9	3,395	64,349	Citibank A.Ş.		3	386
Akbank T.A.Ş.		702	12,907	Denizbank A.Ş.		643	12,719
Anadolubank A.Ş.		97	1,329	Deutsche Bank A.Ş.		1	114
Fibabanka A.Ş.		40	1,891	Habib Bank Limited		1	24
Şekerbank T.A.Ş.		240	3,471	HSBC Bank A.Ş.		44	1,478
Turkish Bank A.Ş.		6	108	ICBC Turkey Bank A.Ş.		39	722
Türk Ticaret Bankası A.Ş.		1	28	ING Bank A.Ş.		108	2,105
Türk Ekonomi Bankası A.Ş.		445	8,305	Intesa Sanpaolo S.p.A.		1	31
Türkiye İş Bankası A.Ş.		1,083	20,889	JPMorgan Chase Bank N.A.		1	64
Yapı ve Kredi Bankası A.Ş.		781	15,421	MUFG Bank Turkey A.Ş.		1	82
Banks Under the Depo. Insurance Fund	1	1	230	Odea Bank A.Ş.		48	1,266
Birleşik Fon Bankası A.Ş.		1	230	QNB Finansbank A.Ş.		436	11,956
				Rabobank A.Ş.		1	27
				Société Générale (SA)		1	30
				Turkland Bank A.Ş.		12	248
				Türkiye Garanti Bankası A.Ş.		804	18,977
				Development and Investment Banks	20	77	6,302
				Aktif Yatırım Bankası A.Ş.		15	686
				Bank of America Yatırım Bank A.Ş.		1	37
				BankPozitif Kredi ve Kalkınma Bankası A.Ş.		1	59
				D Yatırım Bankası A.Ş.		1	70
				Destek Yatırım Bankası A.Ş.		1	72
				Diler Yatırım Bankası A.Ş.		1	17
				Golden Global Yatırım Bankası A.Ş.		1	89
				GSD Yatırım Bankası A.Ş.		3	41
				Hedef Yatırım Bankası A.Ş.**		1	40
				İller Bankası A.Ş.		19	2,814
				İstanbul Takas ve Saklama Bankası A.Ş.		1	409
				Misyon Yatırım Bankası A.Ş.		1	88
				Nurol Yatırım Bankası A.Ş.		1	114
				Pasha Yatırım Bankası A.Ş.		1	57
				Q Yatırım Bankası A.Ş.		1	67
				Standard Chartered Yatırım Bankası Türk A.Ş.		1	29
				Tera Yatırım Bankası A.Ş.		1	36
				Türk Eximbank		23	786
				Türkiye Kalkınma ve Yatırım Bankası A.Ş.		1	337
				Türkiye Sınai Kalkınma Bankası A.Ş.		2	454

* Branches in foreign countries and Turkish Republic of Northern Cyprus are included.

** Hedef Yatırım Bankası A.Ş. took permission to make banking operations in the "development and investment banks" group, with the resolution Nr: 10641 of BRSSB, dated 3 August 2023, which was published in Official Gazette 5 August 2023, Nr:32270. It started its operations on January 2, 2024.

***Publication Periods of the Report:**

March: May 1.Week
June: August 1.Week

September: November 1.Week
December: February 1.Week

This report has been prepared from the quarterly statistics of member banks (deposit banks and development and investment banks) that was submitted to the Banks Association of Türkiye. The data of participation banks is not included.

Whilst every effort has been made to ensure that the information contained in this report is correct, the Banks Association of Türkiye can not accept any responsibility for any errors or omissions or for any consequences resulting therefrom.

All rights reserved. No part of this report may be reproduced or transmitted, in any form or by any means, electronic, photocopying or otherwise, without the prior written permission of the Banks Association of Türkiye.

Table 2 Bank Employees by Gender and Education, March 2024

Banks	Primary School			High School			Undergraduate			Postgraduate			Total		
	Male	Female	Total	Male	Female	Total	Male	Female	Total	Male	Female	Total	Male	Female	Total
Sector Total	385	227	612	14,714	6,348	21,062	69,003	80,922	149,925	9,213	9,225	18,438	93,315	96,722	190,037
Deposit Banks	321	219	540	14,423	6,266	20,689	66,594	79,279	145,873	8,120	8,513	16,633	89,458	94,277	183,735
State-owned Banks	73	0	73	5,328	829	6,157	27,700	25,944	53,644	3,472	3,322	6,794	36,573	30,095	66,668
Türkiye Cumhuriyeti Ziraat Bankası A.Ş.	44	0	44	3,139	319	3,458	11,201	8,705	19,906	1,294	1,090	2,384	15,678	10,114	25,792
Türkiye Halk Bankası A.Ş.	21	0	21	2,008	410	2,418	8,924	9,166	18,090	883	777	1,660	11,836	10,353	22,189
Türkiye Vakıflar Bankası T.A.O.	8	0	8	181	100	281	7,575	8,073	15,648	1,295	1,455	2,750	9,059	9,628	18,687
Privately-owned Banks	53	3	56	3,287	918	4,205	23,717	31,059	54,776	2,538	2,774	5,312	29,595	34,754	64,349
Akbank T.A.Ş.	2	0	2	244	79	323	5,167	5,947	11,114	725	743	1,468	6,138	6,769	12,907
Anadolubank A.Ş.	7	0	7	171	26	197	502	516	1,018	62	45	107	742	587	1,329
Fibabanka A.Ş.	6	0	6	126	55	181	671	791	1,462	132	110	242	935	956	1,891
Şekerbank T.A.Ş.	2	0	2	98	66	164	1,416	1,712	3,128	82	95	177	1,598	1,873	3,471
Turkish Bank A.Ş.	0	0	0	12	9	21	38	36	74	7	6	13	57	51	108
Türk Ekonomi Bankası A.Ş.	8	1	9	397	239	636	2,884	4,075	6,959	344	357	701	3,633	4,672	8,305
Türk Ticaret Bankası A.Ş.	3	0	3	0	0	0	5	12	17	7	1	8	15	13	28
Türkiye İş Bankası A.Ş.	14	1	15	1,803	197	2,000	8,338	9,397	17,735	530	609	1,139	10,685	10,204	20,889
Yapı ve Kredi Bankası A.Ş.	11	1	12	436	247	683	4,696	8,573	13,269	649	808	1,457	5,792	9,629	15,421
Banks Under Depo. Insurance Fund	3	2	5	52	10	62	59	80	139	8	16	24	122	108	230
Birleşik Fon Bankası A.Ş.	3	2	5	52	10	62	59	80	139	8	16	24	122	108	230

Banks	Primary School			High School			Undergraduate			Postgraduate			Total		
	Male	Female	Total	Male	Female	Total	Male	Female	Total	Male	Female	Total	Male	Female	Total
Foreign Banks	192	214	406	5,756	4,509	10,265	15,118	22,196	37,314	2,102	2,401	4,503	23,168	29,320	52,488
Alternatifbank A.Ş.	8	1	9	59	36	95	230	296	526	51	70	121	348	403	751
Arap Türk Bankası A.Ş.	9	0	9	44	9	53	91	69	160	22	16	38	166	94	260
Bank Mellat	3	0	3	7	1	8	20	4	24	4	1	5	34	6	40
Bank of China Turkey A.Ş.	0	0	0	0	0	0	15	13	28	10	6	16	25	19	44
Burgan Bank A.Ş.	3	0	3	53	33	86	451	477	928	86	61	147	593	571	1,164
Citibank A.Ş.	0	0	0	27	6	33	144	137	281	33	39	72	204	182	386
Denizbank A.Ş.	105	205	310	2,146	2,287	4,433	3,153	4,142	7,295	308	373	681	5,712	7,007	12,719
Deutsche Bank A.Ş.	2	0	2	4	1	5	33	50	83	11	13	24	50	64	114
Habib Bank Limited	1	0	1	2	0	2	10	10	20	0	1	1	13	11	24
HSBC Bank A.Ş.	4	0	4	86	59	145	410	770	1,180	80	69	149	580	898	1,478
ICBC Turkey Bank A.Ş.	4	0	4	47	13	60	251	303	554	53	51	104	355	367	722
ING Bank A.Ş.	3	0	3	81	23	104	659	1,065	1,724	133	141	274	876	1,229	2,105
Intesa Sanpaolo S.p.A.	0	0	0	1	0	1	7	11	18	6	6	12	14	17	31
JPMorgan Chase Bank N.A.	3	1	4	2	3	5	22	19	41	6	8	14	33	31	64
MUFG Bank Turkey A.Ş.	0	0	0	3	0	3	24	32	56	13	10	23	40	42	82
Odea Bank A.Ş.	3	0	3	32	13	45	414	654	1,068	79	71	150	528	738	1,266
QNB Finansbank A.Ş.	30	4	34	1,748	1,697	3,445	2,729	4,863	7,592	392	493	885	4,899	7,057	11,956
Rabobank A.Ş.	0	0	0	1	0	1	7	3	10	10	6	16	18	9	27
Société Générale (SA)	3	0	3	2	2	4	8	10	18	4	1	5	17	13	30
Turkland Bank A.Ş.	2	0	2	29	11	40	86	90	176	17	13	30	134	114	248
Türkiye Garanti Bankası A.Ş.	9	3	12	1,382	315	1,697	6,354	9,178	15,532	784	952	1,736	8,529	10,448	18,977
Development and Investment Banks	64	8	72	291	82	373	2,409	1,643	4,052	1,093	712	1,805	3,857	2,445	6,302
Aktif Yatırım Bankası A.Ş.	1	0	1	44	16	60	248	282	530	48	47	95	341	345	686
Bank of America Yatırım Bank A.Ş.	0	0	0	0	0	0	12	10	22	9	6	15	21	16	37
BankPozitif Kredi ve Kalkınma Bankası A.Ş.	1	0	1	3	0	3	20	23	43	8	4	12	32	27	59
D Yatırım Bankası A.Ş.	0	0	0	2	0	2	27	24	51	8	9	17	37	33	70
Destek Yatırım Bankası A.Ş.	0	0	0	4	1	5	29	25	54	8	5	13	41	31	72
Diler Yatırım Bankası A.Ş.	0	0	0	1	0	1	2	12	14	2	0	2	5	12	17
Golden Global Yatırım Bankası A.Ş.	1	0	1	3	3	6	33	25	58	16	8	24	53	36	89
GSD Yatırım Bankası A.Ş.	0	0	0	3	0	3	21	15	36	2	0	2	26	15	41
Hedef Yatırım Bankası A.Ş.	0	0	0	0	0	0	19	11	30	8	2	10	27	13	40
İller Bankası A.Ş.	49	2	51	135	24	159	1,210	594	1,804	496	304	800	1,890	924	2,814
İstanbul Takas ve Saklama Bankası A.Ş.	1	0	1	22	9	31	147	124	271	70	36	106	240	169	409
Misyon Yatırım Bankası A.Ş.	0	1	1	4	4	8	33	14	47	22	10	32	59	29	88
Nurol Yatırım Bankası A.Ş.	1	2	3	8	2	10	38	46	84	8	9	17	55	59	114
Pasha Yatırım Bankası A.Ş.	0	0	0	3	2	5	14	16	30	12	10	22	29	28	57
Q Yatırım Bankası A.Ş.	0	0	0	4	2	6	25	24	49	8	4	12	37	30	67
Standard Chartered Yatırım Bankası Türk A.Ş.	2	1	3	2	1	3	5	10	15	4	4	8	13	16	29
Tera Yatırım Bankası A.Ş.	0	1	1	2	1	3	13	10	23	6	3	9	21	15	36
Türk Eximbank	2	0	2	15	6	21	242	137	379	243	141	384	502	284	786
Türkiye Kalkınma ve Yatırım Bankası A.Ş.	2	1	3	13	3	16	123	97	220	60	38	98	198	139	337
Türkiye Sınai Kalkınma Bankası A.Ş.	4	0	4	23	8	31	148	144	292	55	72	127	230	224	454

Table 3 Bank Employees by Age, March 2024

Banks	Under 17*			18-25			26-35			36-45			46-55			56+			Total		
	Male	Female	Total	Male	Female	Total	Male	Female	Total	Male	Female	Total	Male	Female	Total	Male	Female	Total	Male	Female	Total
Sector Total	0	0	0	4,621	6,620	11,241	31,191	41,390	72,581	42,674	38,512	81,186	13,645	9,694	23,339	1,184	506	1,690	93,315	96,722	190,037
Deposit Banks	0	0	0	4,438	6,478	10,916	29,969	40,441	70,410	41,412	37,741	79,153	13,008	9,332	22,340	631	285	916	89,458	94,277	183,735
State-owned Banks	0	0	0	1,062	1,390	2,452	12,624	13,800	26,424	18,270	12,585	30,855	4,520	2,301	6,821	97	19	116	36,573	30,095	66,668
Türkiye Cumhuriyeti Ziraat Bankası A.Ş.	0	0	0	261	350	611	4,582	4,163	8,745	8,181	4,487	12,668	2,594	1,104	3,698	60	10	70	15,678	10,114	25,792
Türkiye Halk Bankası A.Ş.	0	0	0	280	457	737	4,351	5,362	9,713	5,962	3,783	9,745	1,224	745	1,969	19	6	25	11,836	10,353	22,189
Türkiye Vakıflar Bankası T.A.O.	0	0	0	521	583	1,104	3,691	4,275	7,966	4,127	4,315	8,442	702	452	1,154	18	3	21	9,059	9,628	18,687
Privately-owned Banks	0	0	0	1,588	2,396	3,984	8,987	13,527	22,514	14,002	15,050	29,052	4,789	3,704	8,493	229	77	306	29,595	34,754	64,349
Akbank T.A.Ş.	0	0	0	239	347	586	1,856	2,502	4,358	2,886	3,250	6,136	1,111	655	1,766	46	15	61	6,138	6,769	12,907
Anadolubank A.Ş.	0	0	0	28	55	83	190	219	409	322	206	528	177	99	276	25	8	33	742	587	1,329
Fibabanka A.Ş.	0	0	0	42	56	98	346	437	783	358	316	674	172	141	313	17	6	23	935	956	1,891
Şekerbank T.A.Ş.	0	0	0	100	177	277	701	995	1,696	621	577	1,198	161	121	282	15	3	18	1,598	1,873	3,471
Turkish Bank A.Ş.	0	0	0	6	5	11	3	5	8	13	12	25	25	26	51	10	3	13	57	51	108
Türk Ekonomi Bankası A.Ş.	0	0	0	274	545	819	1,164	1,864	3,028	1,586	1,819	3,405	555	428	983	54	16	70	3,633	4,672	8,305
Türk Ticaret Bankası A.Ş.	0	0	0	0	0	0	1	1	2	2	3	5	7	6	13	5	3	8	15	13	28
Türkiye İş Bankası A.Ş.	0	0	0	458	385	843	2,558	3,031	5,589	5,891	5,411	11,302	1,751	1,364	3,115	27	13	40	10,685	10,204	20,889
Yapı ve Kredi Bankası A.Ş.	0	0	0	441	826	1,267	2,168	4,473	6,641	2,323	3,456	5,779	830	864	1,694	30	10	40	5,792	9,629	15,421
Banks Under Depo. Insurance Fund	0	0	0	5	3	8	25	33	58	35	37	72	49	32	81	8	3	11	122	108	230
Birleşik Fon Bankası A.Ş.	0	0	0	5	3	8	25	33	58	35	37	72	49	32	81	8	3	11	122	108	230

Banks	Under 17*			18-25			26-35			36-45			46-55			56+			Total		
	Male	Female	Total	Male	Female	Total	Male	Female	Total	Male	Female	Total	Male	Female	Total	Male	Female	Total	Male	Female	Total
Foreign Banks	0	0	0	1,783	2,689	4,472	8,333	13,081	21,414	9,105	10,069	19,174	3,650	3,295	6,945	297	186	483	23,168	29,320	52,488
Alternatifbank A.Ş.	0	0	0	29	43	72	78	127	205	164	160	324	69	70	139	8	3	11	348	403	751
Arap Türk Bankası A.Ş.	0	0	0	5	3	8	30	22	52	76	40	116	54	28	82	1	1	2	166	94	260
Bank Mellat	0	0	0	0	0	0	5	1	6	9	1	10	15	4	19	5	0	5	34	6	40
Bank of China Turkey A.Ş.	0	0	0	0	2	2	7	4	11	8	10	18	9	3	12	1	0	1	25	19	44
Burgan Bank A.Ş.	0	0	0	63	47	110	224	187	411	203	215	418	96	112	208	7	10	17	593	571	1,164
Citibank A.Ş.	0	0	0	17	9	26	45	43	88	84	72	156	51	56	107	7	2	9	204	182	386
Denizbank A.Ş.	0	0	0	416	724	1,140	1,896	2,981	4,877	2,428	2,270	4,698	877	937	1,814	95	95	190	5,712	7,007	12,719
Deutsche Bank A.Ş.	0	0	0	1	2	3	11	21	32	25	26	51	13	15	28	0	0	0	50	64	114
Habib Bank Limited	0	0	0	2	2	4	1	1	2	2	1	3	6	6	12	2	1	3	13	11	24
HSBC Bank A.Ş.	0	0	0	23	34	57	130	294	424	234	398	632	186	169	355	7	3	10	580	898	1,478
ICBC Turkey Bank A.Ş.	0	0	0	5	6	11	99	133	232	125	137	262	115	88	203	11	3	14	355	367	722
ING Bank A.Ş.	0	0	0	35	38	73	338	664	1,002	329	402	731	165	120	285	9	5	14	876	1,229	2,105
Intesa Sanpaolo S.p.A.	0	0	0	0	0	0	1	6	7	8	5	13	3	5	8	2	1	3	14	17	31
JPMorgan Chase Bank N.A.	0	0	0	2	1	3	12	13	25	10	8	18	8	9	17	1	0	1	33	31	64
MUFG Bank Turkey A.Ş.	0	0	0	4	0	4	6	11	17	13	20	33	16	9	25	1	2	3	40	42	82
Odea Bank A.Ş.	0	0	0	41	75	116	187	290	477	224	294	518	67	78	145	9	1	10	528	738	1,266
QNB Finansbank A.Ş.	0	0	0	439	864	1,303	1,835	3,565	5,400	1,878	2,039	3,917	697	564	1,261	50	25	75	4,899	7,057	11,956
Rabobank A.Ş.	0	0	0	0	0	0	2	0	2	6	6	12	9	3	12	1	0	1	18	9	27
Société Générale (SA)	0	0	0	0	1	1	1	2	3	3	1	4	8	6	14	5	3	8	17	13	30
Turkland Bank A.Ş.	0	0	0	5	10	15	21	22	43	45	48	93	57	33	90	6	1	7	134	114	248
Türkiye Garanti Bankası A.Ş.	0	0	0	696	828	1,524	3,404	4,694	8,098	3,231	3,916	7,147	1,129	980	2,109	69	30	99	8,529	10,448	18,977
Development and Investment Banks	0	0	0	183	142	325	1,222	949	2,171	1,262	771	2,033	637	362	999	553	221	774	3,857	2,445	6,302
Aktif Yatırım Bankası A.Ş.	0	0	0	21	36	57	130	153	283	141	124	265	47	32	79	2	0	2	341	345	686
Bank of America Yatırım Bank A.Ş.	0	0	0	2	0	2	3	1	4	6	11	17	10	4	14	0	0	0	21	16	37
BankPozitif Kredi ve Kalkınma Bankası A.Ş.	0	0	0	1	0	1	3	10	13	16	11	27	11	6	17	1	0	1	32	27	59
D Yatırım Bankası A.Ş.	0	0	0	2	1	3	20	11	31	10	10	20	5	11	16	0	0	0	37	33	70
Destek Yatırım Bankası A.Ş.	0	0	0	5	3	8	9	10	19	17	10	27	7	8	15	3	0	3	41	31	72
Diler Yatırım Bankası A.Ş.	0	0	0	0	0	0	1	2	3	0	6	6	1	4	5	3	0	3	5	12	17
Golden Global Yatırım Bankası A.Ş.	0	0	0	5	2	7	11	13	24	22	16	38	14	5	19	1	0	1	53	36	89
GSD Yatırım Bankası A.Ş.	0	0	0	2	3	5	6	1	7	5	4	9	12	7	19	1	0	1	26	15	41
Hedef Yatırım Bankası A.Ş.	0	0	0	1	0	1	10	8	18	9	3	12	7	2	9	0	0	0	27	13	40
İller Bankası A.Ş.	0	0	0	51	25	76	546	326	872	451	205	656	322	166	488	520	202	722	1,890	924	2,814
İstanbul Takas ve Saklama Bankası A.Ş.	0	0	0	32	21	53	105	82	187	65	44	109	36	22	58	2	0	2	240	169	409
Misyon Yatırım Bankası A.Ş.	0	0	0	5	2	7	16	13	29	23	11	34	15	2	17	0	1	1	59	29	88
Nurol Yatırım Bankası A.Ş.	0	0	0	5	6	11	13	20	33	17	18	35	17	12	29	3	3	6	55	59	114
Pasha Yatırım Bankası A.Ş.	0	0	0	0	1	1	8	7	15	15	11	26	6	9	15	0	0	0	29	28	57
Q Yatırım Bankası A.Ş.	0	0	0	2	4	6	6	11	17	14	9	23	15	6	21	0	0	0	37	30	67
Standard Chartered Yatırım Bankası Türk A.Ş.	0	0	0	0	0	0	1	4	5	5	6	11	4	4	8	3	2	5	13	16	29
Tera Yatırım Bankası A.Ş.	0	0	0	2	0	2	1	4	5	13	6	19	5	4	9	0	1	1	21	15	36
Türk Eximbank	0	0	0	7	5	12	151	109	260	288	136	424	50	31	81	6	3	9	502	284	786
Türkiye Kalkınma ve Yatırım Bankası A.Ş.	0	0	0	5	7	12	88	59	147	76	56	132	22	10	32	7	7	14	198	139	337
Türkiye Sınai Kalkınma Bankası A.Ş.	0	0	0	35	26	61	94	105	199	69	74	143	31	17	48	1	2	3	230	224	454

*Students who continue their compulsory "internship" and "apprenticeship" trainings for high schools and universities are not included. Apart from these, students working with service contracts and on payroll are included.

Table 4 Number of Branches and Employees (2023 - 2024 March)

	No.of Branches			No.of Employees		
	2023 March	2023 Dec.	2024 March	2023 March	2023 Dec.	2024 March
Sector Total	9,666	9,497	9,496	191,185	189,107	190,037
Deposit Banks	9,595	9,422	9,419	185,581	182,790	183,735
State-owned Banks	3,756	3,792	3,815	65,206	65,386	66,668
Türkiye Cumhuriyeti Ziraat Bankası A.Ş.	1,758	1,769	1,778	26,047	25,904	25,792
Türkiye Halk Bankası A.Ş.	1,049	1,079	1,089	22,121	22,219	22,189
Türkiye Vakıflar Bankası T.A.O.	949	944	948	17,038	17,263	18,687
Privately-owned Banks	3,495	3,418	3,395	67,032	64,700	64,349
Akbank T.A.Ş.	710	705	702	12,670	12,864	12,907
Anadolubank A.Ş.	116	114	97	1,623	1,547	1,329
Fibabanka A.Ş.	44	40	40	1,768	1,940	1,891
Şekerbank T.A.Ş.	238	240	240	3,252	3,703	3,471
Turkish Bank A.Ş.	6	6	6	112	111	108
Türk Ekonomi Bankası A.Ş.	451	444	445	8,593	8,333	8,305
Türk Ticaret Bankası A.Ş.	1	1	1	28	26	28
Türkiye İş Bankası A.Ş.	1,126	1,088	1,083	23,209	21,167	20,889
Yapı ve Kredi Bankası A.Ş.	803	780	781	15,777	15,009	15,421
Banks Under the Dep.Ins.Fund	1	1	1	234	230	230
Birleşik Fon Bankası A.Ş.	1	1	1	234	230	230
Foreign Banks	2,343	2,211	2,208	53,109	52,474	52,488
Alternatifbank A.Ş.	33	24	24	821	796	751
Arap Türk Bankası A.Ş.	7	7	7	260	258	260
Bank Mellat	3	3	3	43	40	40
Bank of China Turkey A.Ş.	1	1	1	46	44	44
Burgan Bank A.Ş.	32	29	29	1,039	1,104	1,164
Citibank A.Ş.	3	3	3	401	389	386
Denizbank A.Ş.	671	641	643	13,066	12,720	12,719
Deutsche Bank A.Ş.	1	1	1	121	118	114
Habib Bank Limited	1	1	1	22	22	24
HSBC Bank A.Ş.	70	44	44	1,822	1,523	1,478
ICBC Turkey Bank A.Ş.	39	39	39	749	723	722
ING Bank A.Ş.	148	120	108	2,942	2,236	2,105
Intesa Sanpaolo S.p.A.	1	1	1	32	32	31
JPMorgan Chase Bank N.A.	1	1	1	62	63	64
MUFG Bank Turkey A.Ş.	1	1	1	81	84	82
Odea Bank A.Ş.	48	41	48	1,148	1,284	1,266
QNB Finansbank A.Ş.	436	436	436	11,572	11,747	11,956
Rabobank A.Ş.	1	1	1	29	27	27
Société Générale (SA)	1	1	1	31	31	30
Turkland Bank A.Ş.	12	12	12	270	268	248
Türkiye Garanti Bankası A.Ş.	833	804	804	18,552	18,965	18,977
Development and Investment Banks	71	75	77	5,604	6,317	6,302
Aktif Yatırım Bankası A.Ş.	13	14	15	668	683	686
Bank of America Yatırım Bank A.Ş.	1	1	1	40	40	37
BankPozitif Kredi ve Kalkınma Bankası A.Ş.	1	1	1	55	56	59
D Yatırım Bankası A.Ş.	1	1	1	57	67	70
Destek Yatırım Bankası A.Ş.	1	1	1	41	72	72
Diler Yatırım Bankası A.Ş.	1	1	1	20	18	17
Golden Global Yatırım Bankası A.Ş.	1	1	1	70	89	89
GSD Yatırım Bankası A.Ş.	3	3	3	40	39	41
Hedef Yatırım Bankası A.Ş.	-	-	1	-	-	40
İller Bankası A.Ş.	19	19	19	2,548	2,859	2,814
İstanbul Takas ve Saklama Bankası A.Ş.	1	1	1	362	403	409
Misyon Yatırım Bankası A.Ş.	-	1	1	-	123	88
Nurol Yatırım Bankası A.Ş.	1	1	1	104	116	114
Pasha Yatırım Bankası A.Ş.	1	1	1	58	54	57
Q Yatırım Bankası A.Ş.	-	1	1	-	50	67
Standard Chartered Yatırım Bankası Türk A.Ş.	1	1	1	30	29	29
Tera Yatırım Bankası A.Ş.	-	1	1	-	34	36
Türk Eximbank	23	23	23	755	802	786
Türkiye Kalkınma ve Yatırım Bankası A.Ş.	1	1	1	310	331	337
Türkiye Sınai Kalkınma Bankası A.Ş.	2	2	2	446	452	454

Adabank A.Ş. has resigned from the member of the Banks Association of Türkiye, as of December 2023. Therefore the data of bank was not included in the table.