



Quarterly Statistics by Banks, Employees and Branches

December 2023

Report Code: DE13
January 2024





Contents

	<u>Page No.</u>
Number of Banks.....	i
Number of Employees.....	i
Bank Employees by Gender and Education Level	ii
Number of Branches.....	ii
Number of Employees and Branches per 100.000 People.....	iii

Tables

Table 1	Number of Branches and Employees by Banks and Groups, December 2023.....	1
Table 2	Bank Employees by Sex and Education, as of December 2023.....	2
Table 3	Bank Employees by Age, as of December 2023.....	4
Table 4	Number of Branches and Employees (2022 - 2023 December).....	6


Quarterly Statistics by Banks, Employees and Branches in Banking System¹

December 2023

Number of Banks

The number of deposit, development and investment banks was 63 at the end of December 2023 with 34 in deposit banks group and 20 in development and investment banks group, while there were also 9 participation banks. With the decision of the Banking Regulation and Supervision Agency, "Hedef Yatırım Bankası A.Ş" was licenced to operate.

Number of Banks in the System



* Banks under the Deposit Insurance Fund

Number of Employees

As of December 2023, the number of employees in deposit banks and development and investment banks was 189,107.

Number of Employees²

	December 2022	September 2023	December 2023
Deposit banks	182,963	183,125	182,790
Dev't. and inv. banks	5,700	6,127	6,317
Total	188,663	189,252	189,107

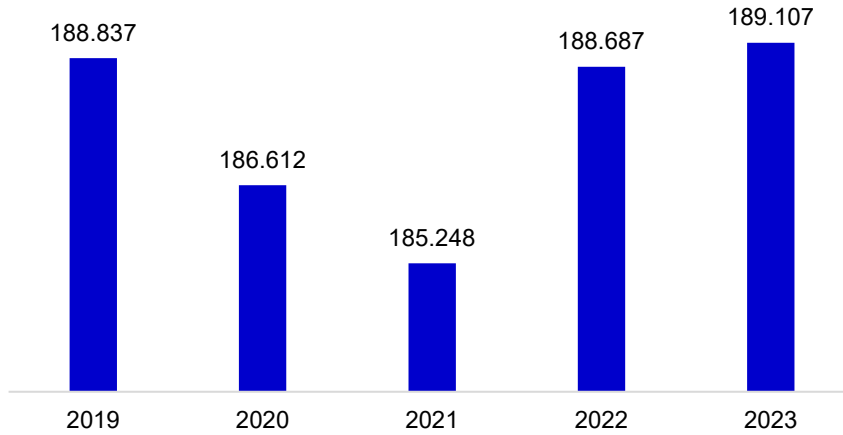
The number of employees decreased by 145 as compared to previous quarter and it increased by 444 to December 2022.

The number of employees decreased by 173 in deposit banks and it increased by 617 in development and investment banks.

¹ -The deposit banks and development and investment banks are included for the figures of employees and branches.

² The data on the number of employees was revised based on the updates received by the two banks.

Number of Employees (Number of people)

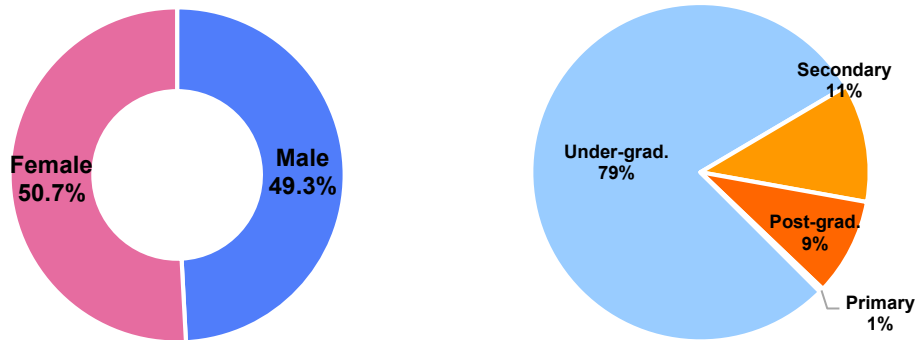


Bank Employees by Gender and Education Level

As of December 2023, 50.7 percent of the employees were female and 49.3 percent were male, regarding the distribution of bank employees by gender.

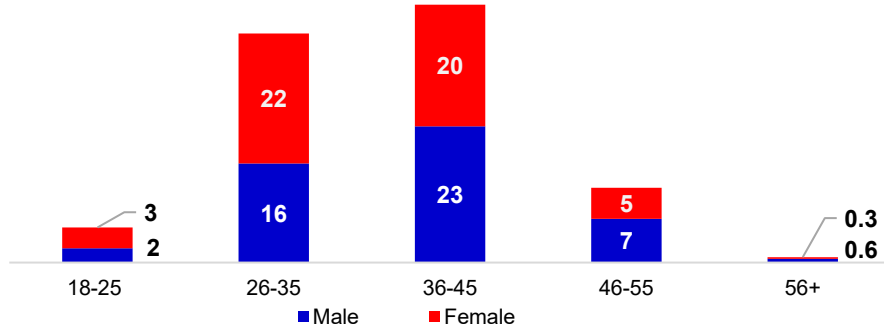
Regarding the education level of bank employees, 79 percent of the employees had undergraduate degrees and 9 percent in postgraduate degrees, as of December 2023. This share of high-school graduates was 11 percent.

Bank Employees by Gender and Education Level



The age distribution of employees in the banking sector has been compiled and published by the Banks Association of Turkey since December 2022. Accordingly, 43 percent of employees are in the 36-45 age range, and 38 percent are in the 26-35 age range.

Bank Employees by Age (percent)



Number of Branches

As of December 2023, the total number of branches in deposit banks and development and investment banks was 9,497.

Number of Branches*

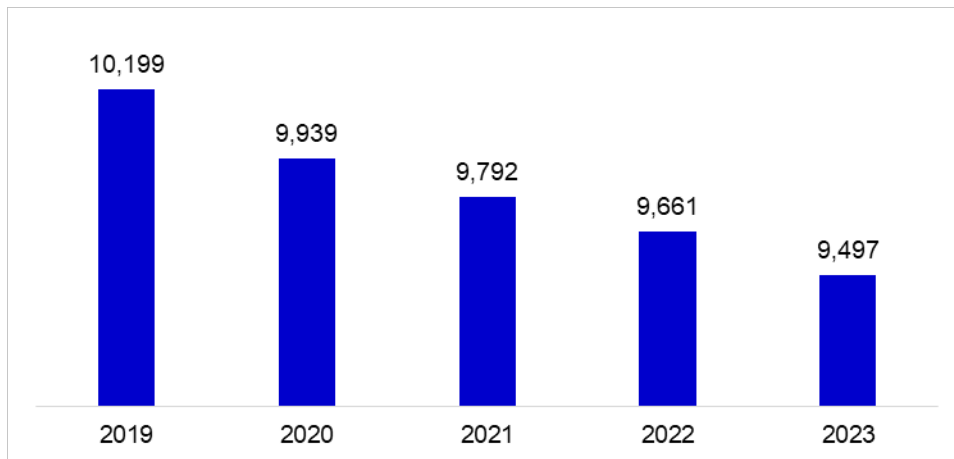
	December 2022	September 2023	December 2023
Deposit banks	9,589	9,543	9,422
Dev't. and inv. banks	71	73	75
Total	9,660	9,616	9,497

* Branches in foreign countries and Turkish Republic of Northern Cyprus are included.

The number of branches decreased by 119, as compared to previous quarter and by 164, as compared to December 2022.

The number of branches per bank was 279 in deposit banks at the end of December 2023.

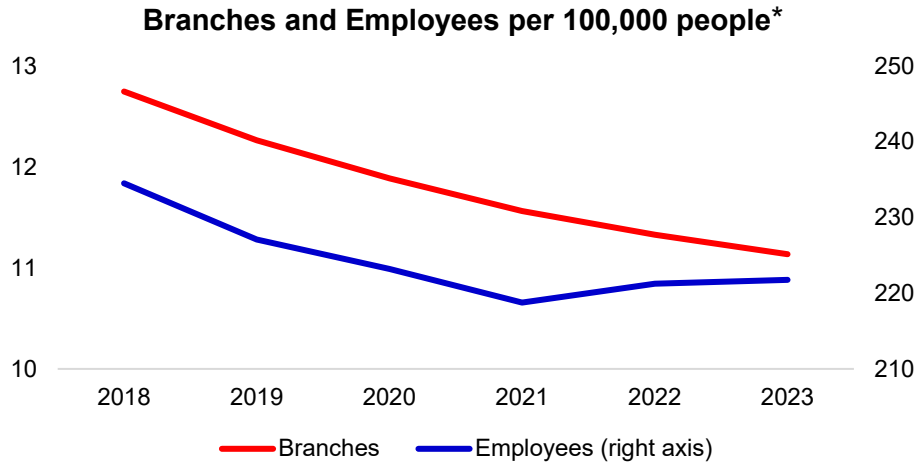
Number of Branches



The rapid growth of non-branch channels and delegation of some services to outsourcing institutions affected the number of employees and branches.

Branches and Employees per 100,000 people

As of December 2023, employees per 100,000 people was 222 and branches per 100,000 people was 11.1.



* 2022 population data were used in the 2023 calculations.

Table 1 Number of Banks, Branches and Employees, December 2023

	No. of Banks	No. of Branches*	No. of Employees		No. of Banks	No. of Branches*	No. of Employees
Sector Total	54	9,497	189,107	Foreign Banks	21	2,211	52,474
Deposit Banks	34	9,422	182,790	Alternatifbank A.Ş.		24	796
State-owned Banks	3	3,792	65,386	Arap Türk Bankası A.Ş.		7	258
Türkiye Cumhuriyeti Ziraat Bankası A.Ş.		1,769	25,904	Bank Mellat		3	40
Türkiye Halk Bankası A.Ş.		1,079	22,219	Bank of China Turkey A.Ş.		1	44
Türkiye Vakıflar Bankası T.A.O.		944	17,263	Burgan Bank A.Ş.		29	1,104
Privately-owned Banks	9	3,418	64,700	Citibank A.Ş.		3	389
Akbank T.A.Ş.		705	12,864	Denizbank A.Ş.		641	12,720
Anadolubank A.Ş.		114	1,547	Deutsche Bank A.Ş.		1	118
Fibabanka A.Ş.		40	1,940	Habib Bank Limited		1	22
Şekerbank T.A.Ş.		240	3,703	HSBC Bank A.Ş.		44	1,523
Turkish Bank A.Ş.		6	111	ICBC Turkey Bank A.Ş.		39	723
Türk Ticaret Bankası A.Ş.		1	26	ING Bank A.Ş.		120	2,236
Türk Ekonomi Bankası A.Ş.		444	8,333	Intesa Sanpaolo S.p.A.		1	32
Türkiye İş Bankası A.Ş.		1,088	21,167	JPMorgan Chase Bank N.A.		1	63
Yapı ve Kredi Bankası A.Ş.		780	15,009	MUFG Bank Turkey A.Ş.		1	84
Banks Under the Depo. Insurance Fund	1	1	230	Odea Bank A.Ş.		41	1,284
Birleşik Fon Bankası A.Ş.		1	230	QNB Finansbank A.Ş.		436	11,747
				Rabobank A.Ş.		1	27
				Société Générale (SA)		1	31
				Turkland Bank A.Ş.		12	268
				Türkiye Garanti Bankası A.Ş.		804	18,965
				Development and Investment Banks	20	75	6,317
				Aktif Yatırım Bankası A.Ş.		14	683
				Bank of America Yatırım Bank A.Ş.		1	40
				BankPozitif Kredi ve Kalkınma Bankası A.Ş.		1	56
				D Yatırım Bankası A.Ş.		1	67
				Destek Yatırım Bankası A.Ş.		1	72
				Diler Yatırım Bankası A.Ş.		1	18
				Golden Global Yatırım Bankası A.Ş.		1	89
				GSD Yatırım Bankası A.Ş.		3	39
				Hedef Yatırım Bankası A.Ş.**		-	-
				İller Bankası A.Ş.		19	2,859
				İstanbul Takas ve Saklama Bankası A.Ş.		1	403
				Misyon Yatırım Bankası A.Ş.		1	123
				Nurol Yatırım Bankası A.Ş.		1	116
				Pasha Yatırım Bankası A.Ş.		1	54
				Q Yatırım Bankası A.Ş.		1	50
				Standard Chartered Yatırım Bankası Türk A.Ş.		1	29
				Tera Yatırım Bankası A.Ş.		1	34
				Türk Eximbank		23	802
				Türkiye Kalkınma ve Yatırım Bankası A.Ş.		1	331
				Türkiye Sınai Kalkınma Bankası A.Ş.		2	452

* Branches in foreign countries and Turkish Republic of Northern Cyprus are included.

** Hedef Yatırım Bankası A.Ş. took permission to make banking operations in the "development and investment banks" group, with the resolution Nr: 10641 of BRSB, dated 3 August 2023, which was published in Official Gazette 5 August 2023, Nr:32270.

Note: The data on the number of employees was revised based on the updates received by the two banks.

Publication Periods of the Report:

March: May 1.Week
June: August 1.Week

September: November 1.Week
December: February 1.Week

This report has been prepared from the quarterly statistics of member banks (deposit banks and development and investment banks) that was submitted to the Banks Association of Türkiye. The data of participation banks is not included.

Whilst every effort has been made to ensure that the information contained in this report is correct, the Banks Association of Türkiye can not accept any responsibility for any errors or omissions or for any consequences resulting therefrom.

All rights reserved. No part of this report may be reproduced or transmitted, in any form or by any means, electronic, photocopying or otherwise, without the prior written permission of the Banks Association of Türkiye.

Table 2 Bank Employees by Gender and Education, December 2023

Banks	Primary School			High School			Undergraduate			Postgraduate			Total		
	Male	Female	Total	Male	Female	Total	Male	Female	Total	Male	Female	Total	Male	Female	Total
Sector Total	399	238	637	14,951	6,411	21,362	68,671	80,090	148,761	9,184	9,163	18,347	93,205	95,902	189,107
Deposit Banks	324	229	553	14,643	6,322	20,965	66,236	78,467	144,703	8,108	8,461	16,569	89,311	93,479	182,790
State-owned Banks	74	0	74	5,384	852	6,236	27,152	25,138	52,290	3,485	3,301	6,786	36,095	29,291	65,386
Türkiye Cumhuriyeti Ziraat Bankası A.Ş.	44	0	44	3,177	324	3,501	11,257	8,740	19,997	1,288	1,074	2,362	15,766	10,138	25,904
Türkiye Halk Bankası A.Ş.	22	0	22	2,016	421	2,437	8,946	9,165	18,111	881	768	1,649	11,865	10,354	22,219
Türkiye Vakıflar Bankası T.A.O.	8	0	8	191	107	298	6,949	7,233	14,182	1,316	1,459	2,775	8,464	8,799	17,263
Privately-owned Banks	55	6	61	3,422	1,006	4,428	23,886	30,986	54,872	2,551	2,788	5,339	29,914	34,786	64,700
Akbank T.A.Ş.	4	0	4	246	77	323	5,166	5,906	11,072	715	750	1,465	6,131	6,733	12,864
Anadolubank A.Ş.	6	2	8	194	32	226	583	594	1,177	78	58	136	861	686	1,547
Fibabanka A.Ş.	6	1	7	133	58	191	688	813	1,501	132	109	241	959	981	1,940
Şekerbank T.A.Ş.	2	0	2	103	65	168	1,524	1,832	3,356	82	95	177	1,711	1,992	3,703
Turkish Bank A.Ş.	0	0	0	12	8	20	38	39	77	7	7	14	57	54	111
Türk Ekonomi Bankası A.Ş.	8	1	9	415	246	661	2,897	4,063	6,960	349	354	703	3,669	4,664	8,333
Türk Ticaret Bankası A.Ş.	2	0	2	0	1	1	6	13	19	3	1	4	11	15	26
Türkiye İş Bankası A.Ş.	16	1	17	1,869	251	2,120	8,443	9,444	17,887	532	611	1,143	10,860	10,307	21,167
Yapı ve Kredi Bankası A.Ş.	11	1	12	450	268	718	4,541	8,282	12,823	653	803	1,456	5,655	9,354	15,009
Banks Under Depo. Insurance Fund	3	2	5	51	10	61	60	81	141	9	14	23	123	107	230
Birleşik Fon Bankası A.Ş.	3	2	5	51	10	61	60	81	141	9	14	23	123	107	230

Banks	Primary School			High School			Undergraduate			Postgraduate			Total		
	Male	Female	Total	Male	Female	Total	Male	Female	Total	Male	Female	Total	Male	Female	Total
Foreign Banks	192	221	413	5,786	4,454	10,240	15,138	22,262	37,400	2,063	2,358	4,421	23,179	29,295	52,474
Alternatifbank A.Ş.	7	1	8	70	52	122	239	309	548	50	68	118	366	430	796
Arap Türk Bankası A.Ş.	9	0	9	43	9	52	92	68	160	20	17	37	164	94	258
Bank Mellat	3	0	3	7	1	8	20	4	24	4	1	5	34	6	40
Bank of China Turkey A.Ş.	0	0	0	0	0	0	15	13	28	10	6	16	25	19	44
Burgan Bank A.Ş.	3	0	3	52	33	85	421	456	877	79	60	139	555	549	1,104
Citibank A.Ş.	0	0	0	27	8	35	145	136	281	32	41	73	204	185	389
Denizbank A.Ş.	105	212	317	2,177	2,281	4,458	3,142	4,150	7,292	307	346	653	5,731	6,989	12,720
Deutsche Bank A.Ş.	2	0	2	4	1	5	34	51	85	12	14	26	52	66	118
Habib Bank Limited	1	0	1	2	0	2	11	7	18	0	1	1	14	8	22
HSBC Bank A.Ş.	4	0	4	91	60	151	415	802	1,217	81	70	151	591	932	1,523
ICBC Turkey Bank A.Ş.	4	0	4	48	13	61	245	310	555	51	52	103	348	375	723
ING Bank A.Ş.	4	0	4	94	27	121	692	1,147	1,839	129	143	272	919	1,317	2,236
Intesa Sanpaolo S.p.A.	0	0	0	1	0	1	7	12	19	6	6	12	14	18	32
JPMorgan Chase Bank N.A.	3	1	4	1	2	3	23	19	42	6	8	14	33	30	63
MUFG Bank Turkey A.Ş.	0	0	0	4	0	4	25	33	58	12	10	22	41	43	84
Odea Bank A.Ş.	3	0	3	32	11	43	421	663	1,084	79	75	154	535	749	1,284
QNB Finansbank A.Ş.	30	4	34	1,706	1,627	3,333	2,715	4,809	7,524	383	473	856	4,834	6,913	11,747
Rabobank A.Ş.	0	0	0	1	0	1	7	3	10	10	6	16	18	9	27
Société Générale (SA)	3	0	3	3	1	4	9	10	19	4	1	5	19	12	31
Turkland Bank A.Ş.	2	0	2	31	12	43	88	100	188	19	16	35	140	128	268
Türkiye Garanti Bankası A.Ş.	9	3	12	1,392	316	1,708	6,372	9,160	15,532	769	944	1,713	8,542	10,423	18,965
Development and Investment Banks	75	9	84	308	89	397	2,435	1,623	4,058	1,076	702	1,778	3,894	2,423	6,317
Aktif Yatırım Bankası A.Ş.	1	0	1	44	15	59	252	284	536	45	42	87	342	341	683
Bank of America Yatırım Bank A.Ş.	0	0	0	0	0	0	12	11	23	10	7	17	22	18	40
BankPozitif Kredi ve Kalkınma Bankası A.Ş.	1	0	1	3	0	3	20	20	40	8	4	12	32	24	56
D Yatırım Bankası A.Ş.	1	0	1	4	1	5	24	20	44	8	9	17	37	30	67
Destek Yatırım Bankası A.Ş.	0	0	0	5	1	6	29	26	55	7	4	11	41	31	72
Diler Yatırım Bankası A.Ş.	0	0	0	1	0	1	3	12	15	2	0	2	6	12	18
Golden Global Yatırım Bankası A.Ş.	1	0	1	5	3	8	31	25	56	16	8	24	53	36	89
GSD Yatırım Bankası A.Ş.	0	0	0	2	0	2	21	14	35	2	0	2	25	14	39
İller Bankası A.Ş.	53	2	55	141	25	166	1,247	601	1,848	486	304	790	1,927	932	2,859
İstanbul Takas ve Saklama Bankası A.Ş.	1	0	1	24	10	34	144	120	264	69	35	104	238	165	403
Misyon Yatırım Bankası A.Ş.	0	1	1	5	3	8	46	21	67	38	9	47	89	34	123
Nurol Yatırım Bankası A.Ş.	1	2	3	8	2	10	41	44	85	8	10	18	58	58	116
Pasha Yatırım Bankası A.Ş.	0	0	0	0	3	3	15	16	31	10	10	20	25	29	54
Q Yatırım Bankası A.Ş.	0	0	0	1	1	2	19	20	39	5	4	9	25	25	50
Standard Chartered Yatırım Bankası Türk A.Ş.	2	1	3	2	1	3	5	10	15	4	4	8	13	16	29
Tera Yatırım Bankası A.Ş.	0	1	1	2	1	3	13	9	22	5	3	8	20	14	34
Türk Eximbank	8	0	8	25	12	37	239	132	371	244	142	386	516	286	802
Türkiye Kalkınma ve Yatırım Bankası A.Ş.	2	1	3	13	3	16	125	96	221	55	36	91	195	136	331
Türkiye Sınai Kalkınma Bankası A.Ş.	4	1	5	23	8	31	149	142	291	54	71	125	230	222	452

Table 3 Bank Employees by Age, December 2023

Banks	Under 17*			18-25			26-35			36-45			46-55			56+			Total		
	Male	Female	Total	Male	Female	Total	Male	Female	Total	Male	Female	Total	Male	Female	Total	Male	Female	Total	Male	Female	Total
Sector Total	0	0	0	4,482	6,530	11,012	31,098	40,817	71,915	42,731	38,254	80,985	13,706	9,787	23,493	1,188	514	1,702	93,205	95,902	189,107
Deposit Banks	0	0	0	4,275	6,373	10,648	29,821	39,883	69,704	41,516	37,497	79,013	13,077	9,430	22,507	622	296	918	89,311	93,479	182,790
State-owned Banks	0	0	0	912	1,182	2,094	12,613	13,583	26,196	17,941	12,148	30,089	4,552	2,359	6,911	77	19	96	36,095	29,291	65,386
Türkiye Cumhuriyeti Ziraat Bankası A.Ş.	0	0	0	259	375	634	4,829	4,318	9,147	8,039	4,332	12,371	2,593	1,105	3,698	46	8	54	15,766	10,138	25,904
Türkiye Halk Bankası A.Ş.	0	0	0	344	524	868	4,403	5,356	9,759	5,855	3,675	9,530	1,247	791	2,038	16	8	24	11,865	10,354	22,219
Türkiye Vakıflar Bankası T.A.O.	0	0	0	309	283	592	3,381	3,909	7,290	4,047	4,141	8,188	712	463	1,175	15	3	18	8,464	8,799	17,263
Privately-owned Banks	0	0	0	1,394	2,073	3,467	8,866	13,342	22,208	14,385	15,373	29,758	5,020	3,903	8,923	249	95	344	29,914	34,786	64,700
Akbank T.A.Ş.	0	0	0	228	350	578	1,809	2,467	4,276	2,927	3,243	6,170	1,122	658	1,780	45	15	60	6,131	6,733	12,864
Anadolubank A.Ş.	0	0	0	34	64	98	222	253	475	379	245	624	197	117	314	29	7	36	861	686	1,547
Fibabanka A.Ş.	0	0	0	33	44	77	363	470	833	370	322	692	176	139	315	17	6	23	959	981	1,940
Şekerbank T.A.Ş.	0	0	0	83	161	244	744	1,059	1,803	667	624	1,291	200	144	344	17	4	21	1,711	1,992	3,703
Turkish Bank A.Ş.	0	0	0	0	5	5	18	8	26	11	18	29	13	7	20	15	16	31	57	54	111
Türk Ekonomi Bankası A.Ş.	0	0	0	288	542	830	1,152	1,854	3,006	1,615	1,818	3,433	560	435	995	54	15	69	3,669	4,664	8,333
Türk Ticaret Bankası A.Ş.	0	0	0	0	0	0	1	1	2	0	3	3	6	7	13	4	4	8	11	15	26
Türkiye İş Bankası A.Ş.	0	0	0	457	408	865	2,533	2,975	5,508	6,058	5,509	11,567	1,784	1,404	3,188	28	11	39	10,860	10,307	21,167
Yapı ve Kredi Bankası A.Ş.	0	0	0	271	499	770	2,024	4,255	6,279	2,358	3,591	5,949	962	992	1,954	40	17	57	5,655	9,354	15,009
Banks Under Depo. Insurance Fund	0	0	0	4	3	7	24	34	58	36	38	74	51	29	80	8	3	11	123	107	230
Birleşik Fon Bankası A.Ş.	0	0	0	4	3	7	24	34	58	36	38	74	51	29	80	8	3	11	123	107	230

Banks	Under 17*			18-25			26-35			36-45			46-55			56+			Total		
	Male	Female	Total	Male	Female	Total	Male	Female	Total	Male	Female	Total	Male	Female	Total	Male	Female	Total	Male	Female	Total
Foreign Banks	0	0	0	1,965	3,115	5,080	8,318	12,924	21,242	9,154	9,938	19,092	3,454	3,139	6,593	288	179	467	23,179	29,295	52,474
Alternatifbank A.Ş.	0	0	0	31	50	81	86	135	221	165	168	333	75	74	149	9	3	12	366	430	796
Arap Türk Bankası A.Ş.	0	0	0	8	3	11	26	25	51	72	37	109	53	27	80	5	2	7	164	94	258
Bank Mellat	0	0	0	0	0	0	5	1	6	9	1	10	15	4	19	5	0	5	34	6	40
Bank of China Turkey A.Ş.	0	0	0	0	2	2	7	4	11	8	10	18	9	3	12	1	0	1	25	19	44
Burgan Bank A.Ş.	0	0	0	54	42	96	210	176	386	191	214	405	93	108	201	7	9	16	555	549	1,104
Citibank A.Ş.	0	0	0	17	12	29	46	42	88	83	72	155	51	56	107	7	3	10	204	185	389
Denizbank A.Ş.	0	0	0	444	786	1,230	1,914	2,961	4,875	2,433	2,235	4,668	845	912	1,757	95	95	190	5,731	6,989	12,720
Deutsche Bank A.Ş.	0	0	0	2	2	4	11	21	32	25	28	53	14	15	29	0	0	0	52	66	118
Habib Bank Limited	0	0	0	3	1	4	1	0	1	2	1	3	6	5	11	2	1	3	14	8	22
HSBC Bank A.Ş.	0	0	0	26	49	75	132	303	435	244	404	648	183	173	356	6	3	9	591	932	1,523
ICBC Turkey Bank A.Ş.	0	0	0	5	15	20	95	139	234	128	136	264	110	83	193	10	2	12	348	375	723
ING Bank A.Ş.	0	0	0	39	49	88	348	725	1,073	357	413	770	166	125	291	9	5	14	919	1,317	2,236
Intesa Sanpaolo S.p.A.	0	0	0	0	0	0	1	6	7	8	6	14	3	5	8	2	1	3	14	18	32
JPMorgan Chase Bank N.A.	0	0	0	3	1	4	10	12	22	12	8	20	8	9	17	0	0	0	33	30	63
MUFG Bank Turkey A.Ş.	0	0	0	3	2	5	7	10	17	16	21	37	13	9	22	2	1	3	41	43	84
Odea Bank A.Ş.	0	0	0	50	81	131	193	298	491	219	288	507	65	81	146	8	1	9	535	749	1,284
QNB Finansbank A.Ş.	0	0	0	565	1,184	1,749	1,763	3,295	5,058	1,893	1,940	3,833	572	474	1,046	41	20	61	4,834	6,913	11,747
Rabobank A.Ş.	0	0	0	0	0	0	2	0	2	6	6	12	9	3	12	1	0	1	18	9	27
Société Générale (SA)	0	0	0	1	0	1	2	2	4	3	1	4	8	6	14	5	3	8	19	12	31
Türkland Bank A.Ş.	0	0	0	6	12	18	21	28	49	50	50	100	56	36	92	7	2	9	140	128	268
Türkiye Garanti Bankası A.Ş.	0	0	0	708	824	1,532	3,438	4,741	8,179	3,230	3,899	7,129	1,100	931	2,031	66	28	94	8,542	10,423	18,965
Development and Investment Banks	0	0	0	207	157	364	1,277	934	2,211	1,215	757	1,972	629	357	986	566	218	784	3,894	2,423	6,317
Aktif Yatırım Bankası A.Ş.	0	0	0	20	39	59	135	144	279	141	128	269	44	30	74	2	0	2	342	341	683
Bank of America Yatırım Bank A.Ş.	0	0	0	2	0	2	4	1	5	6	11	17	10	6	16	0	0	0	22	18	40
BankPozitif Kredi ve Kalkınma Bankası A.Ş.	0	0	0	1	0	1	3	9	12	15	9	24	12	6	18	1	0	1	32	24	56
D Yatırım Bankası A.Ş.	0	0	0	5	1	6	15	8	23	12	10	22	5	11	16	0	0	0	37	30	67
Destek Yatırım Bankası A.Ş.	0	0	0	4	5	9	9	10	19	16	10	26	11	6	17	1	0	1	41	31	72
Diler Yatırım Bankası A.Ş.	0	0	0	0	0	0	1	2	3	0	6	6	2	4	6	3	0	3	6	12	18
Golden Global Yatırım Bankası A.Ş.	0	0	0	6	3	9	13	12	25	22	15	37	12	6	18	0	0	0	53	36	89
GSD Yatırım Bankası A.Ş.	0	0	0	2	3	5	6	1	7	5	3	8	11	7	18	1	0	1	25	14	39
İller Bankası A.Ş.	0	0	0	62	28	90	556	336	892	443	198	641	329	168	497	537	202	739	1,927	932	2,859
İstanbul Takas ve Saklama Bankası A.Ş.	0	0	0	33	21	54	103	83	186	64	39	103	36	22	58	2	0	2	238	165	403
Misyon Yatırım Bankası A.Ş.	0	0	0	5	1	6	30	15	45	39	13	52	15	5	20	0	0	0	89	34	123
Nurol Yatırım Bankası A.Ş.	0	0	0	4	10	14	15	17	32	18	18	36	18	10	28	3	3	6	58	58	116
Pasha Yatırım Bankası A.Ş.	0	0	0	0	1	1	6	6	12	13	11	24	6	11	17	0	0	0	25	29	54
Q Yatırım Bankası A.Ş.	0	0	0	2	2	4	6	8	14	8	11	19	9	4	13	0	0	0	25	25	50
Standard Chartered Yatırım Bankası Türk A.Ş.	0	0	0	0	0	0	1	4	5	5	6	11	4	4	8	3	2	5	13	16	29
Tera Yatırım Bankası A.Ş.	0	0	0	4	0	4	1	3	4	11	6	17	4	4	8	0	1	1	20	14	34
Türk Eximbank	0	0	0	11	6	17	198	118	316	258	138	396	44	24	68	5	0	5	516	286	802
Türkiye Kalkınma ve Yatırım Bankası A.Ş.	0	0	0	8	10	18	84	58	142	71	51	122	25	10	35	7	7	14	195	136	331
Türkiye Sınai Kalkınma Bankası A.Ş.	0	0	0	38	27	65	91	99	190	68	74	142	32	19	51	1	3	4	230	222	452

*Students who continue their compulsory "internship" and "apprenticeship" trainings for high schools and universities are not included. Apart from these, students working with service contracts and on payroll are included.

Table 4 Number of Branches and Employees (2022 - 2023 December)

	No.of Branches			No.of Employees		
	2022 Dec.	2023 Sept.	2023 Dec.	2022 Dec.	2023 Sept.	2023 Dec.
Sector Total	9,660	9,616	9,495	188,663	189,252	189,023
Deposit Banks	9,589	9,543	9,422	182,963	183,125	182,790
State-owned Banks	3,745	3,777	3,792	62,226	65,347	65,386
Türkiye Cumhuriyeti Ziraat Bankası A.Ş.	1,758	1,770	1,769	24,484	25,719	25,904
Türkiye Halk Bankası A.Ş.	1,038	1,066	1,079	20,781	22,195	22,219
Türkiye Vakıflar Bankası T.A.O.	949	941	944	16,961	17,433	17,263
Privately-owned Banks	3,496	3,464	3,418	67,409	64,684	64,700
Akbank T.A.Ş.	711	713	705	12,717	12,885	12,864
Anadolubank A.Ş.	116	116	114	1,671	1,615	1,547
Fibabanka A.Ş.	44	40	40	1,979	2,014	1,940
Şekerbank T.A.Ş.	238	240	240	3,427	3,244	3,703
Turkish Bank A.Ş.	6	6	6	120	112	111
Türk Ekonomi Bankası A.Ş.	448	450	444	8,723	8,239	8,333
Türk Ticaret Bankası A.Ş.	1	1	1	32	26	26
Türkiye İş Bankası A.Ş.	1,131	1,102	1,088	23,309	20,965	21,167
Yapı ve Kredi Bankası A.Ş.	801	796	780	15,431	15,584	15,009
Banks Under the Dep.Ins.Fund	1	1	1	244	223	230
Birleşik Fon Bankası A.Ş.	1	1	1	244	223	230
Foreign Banks	2,347	2,301	2,211	53,084	52,871	52,474
Alternatifbank A.Ş.	33	31	24	847	812	796
Arap Türk Bankası A.Ş.	7	7	7	258	256	258
Bank Mellat	3	3	3	43	40	40
Bank of China Turkey A.Ş.	1	1	1	43	43	44
Burgan Bank A.Ş.	32	31	29	1,020	1,084	1,104
Citibank A.Ş.	3	3	3	406	394	389
Denizbank A.Ş.	671	645	641	13,140	12,847	12,720
Deutsche Bank A.Ş.	1	1	1	122	122	118
Habib Bank Limited	1	1	1	24	25	22
HSBC Bank A.Ş.	70	67	44	1,847	1,712	1,523
ICBC Turkey Bank A.Ş.	39	39	39	756	732	723
ING Bank A.Ş.	148	146	120	2,989	2,277	2,236
Intesa Sanpaolo S.p.A.	1	1	1	32	32	32
JPMorgan Chase Bank N.A.	1	1	1	62	63	63
MUFG Bank Turkey A.Ş.	1	1	1	80	83	84
Odea Bank A.Ş.	48	48	41	1,110	1,274	1,284
QNB Finansbank A.Ş.	436	436	436	11,426	11,774	11,747
Rabobank A.Ş.	1	1	1	29	28	27
Société Générale (SA)	1	1	1	32	31	31
Turkland Bank A.Ş.	12	12	12	275	273	268
Türkiye Garanti Bankası A.Ş.	837	825	804	18,543	18,969	18,965
Development and Investment Banks	71	73	73	5,700	6,127	6,233
Aktif Yatırım Bankası A.Ş.	13	14	14	793	679	683
Bank of America Yatırım Bank A.Ş.	1	1	1	40	41	40
BankPozitif Kredi ve Kalkınma Bankası A.Ş.	1	1	1	55	53	56
D Yatırım Bankası A.Ş.	1	1	1	56	61	67
Destek Yatırım Bankası A.Ş.	1	1	1	40	50	72
Diler Yatırım Bankası A.Ş.	1	1	1	20	18	18
Golden Global Yatırım Bankası A.Ş.	1	1	1	64	80	89
GSD Yatırım Bankası A.Ş.	3	3	3	41	42	39
İller Bankası A.Ş.	19	19	19	2,577	2,878	2,859
İstanbul Takas ve Saklama Bankası A.Ş.	1	1	1	339	379	403
Misyon Yatırım Bankası A.Ş.	-	1	1	-	106	123
Nurol Yatırım Bankası A.Ş.	1	1	1	97	104	116
Pasha Yatırım Bankası A.Ş.	1	1	1	57	62	54
Q Yatırım Bankası A.Ş.						
Standard Chartered Yatırım Bankası Türk A.Ş.	1	1	1	30	28	29
Tera Yatırım Bankası A.Ş.						
Türk Eximbank	23	23	23	748	783	802
Türkiye Kalkınma ve Yatırım Bankası A.Ş.	1	1	1	305	322	331
Türkiye Sınai Kalkınma Bankası A.Ş.	2	2	2	438	441	452

Adabank A.Ş. has resigned from the member of the Banks Association of Türkiye, as of December 2023. Therefore the data of bank was not included in the table.