

Quarterly Statistics by Banks, Employees and Branches in Banking System

September 2023

Report Code: DE13
October 2023





Contents

	<u>Page No.</u>
Number of Banks.....	i
Number of Employees.....	i
Bank Employees by Gender and Education Level	ii
Number of Branches.....	ii
Number of Employees and Branches per 100.000 People.....	iii

Tables

Table 1	Number of Branches and Employees by Banks and Groups, September 2023.....	1
Table 2	Bank Employees by Sex and Education, as of September 2023.....	2
Table 3	Bank Employees by Age, as of September 2023.....	4
Table 4	Number of Branches and Employees (2022 - 2023 September).....	6


Quarterly Statistics by Banks, Employees and Branches in Banking System¹

September 2023

Number of Banks

The number of deposit, development and investment banks was 58 at the end of September 2023 with 35 in deposit banks group and 17 in development and investment banks group, while there were also 6 participation banks. Misyon Yatırım Bankası A.Ş. started its activities on 14 September 2023. Ada Bank A.Ş.'s shares of SDIF was sold to AHL Ahlatçı Finansal Yönetim A.Ş., and the bank was transferred to "Privately-owned Deposit Banks" Group. Hedef Yatırım Bankası A.Ş., Q Yatırım Bankası A.Ş. and Tera Yatırım Bankası A.Ş. have been granted operating licenses.

Number of Banks in the System



Number of Employees

As of September 2023, the number of employees in deposit banks and development and investment banks was 189,276.

Number of Employees

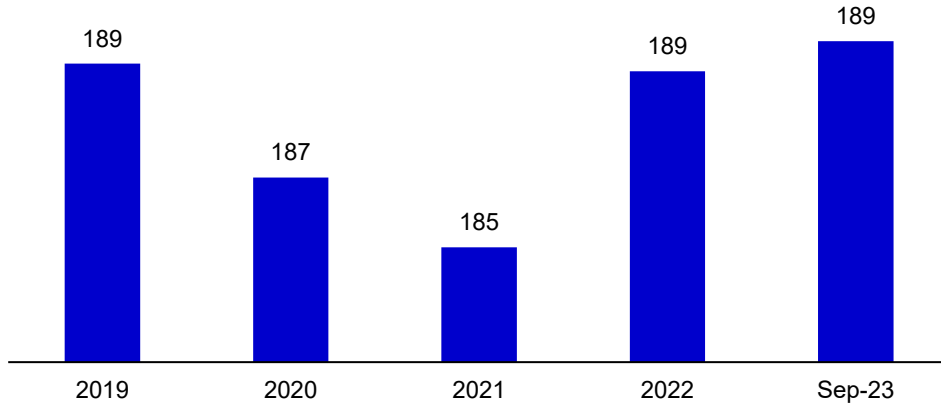
	September 2022	June 2023	September 2023
Deposit banks	181,953	182,787	183,149
Dev't. and inv. banks	5,633	6,063	6,127
Total	187,586	188,850	189,276

The number of employees increased by 426 as compared to previous quarter and by 1,690 to September 2022.

¹ -The deposit banks and development and investment banks are included for the figures of employees and branches.

The number of employees increased by 1,196 in deposit banks and by 494 in development and investment banks.

Number of Employees (thousand people)

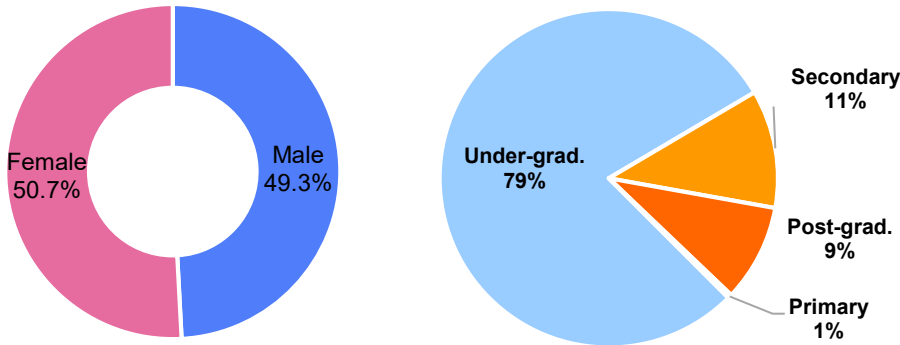


Bank Employees by Gender and Education Level

As of September 2023, 50.7 percent of the employees were female and 49.3 percent were male, regarding the distribution of bank employees by gender.

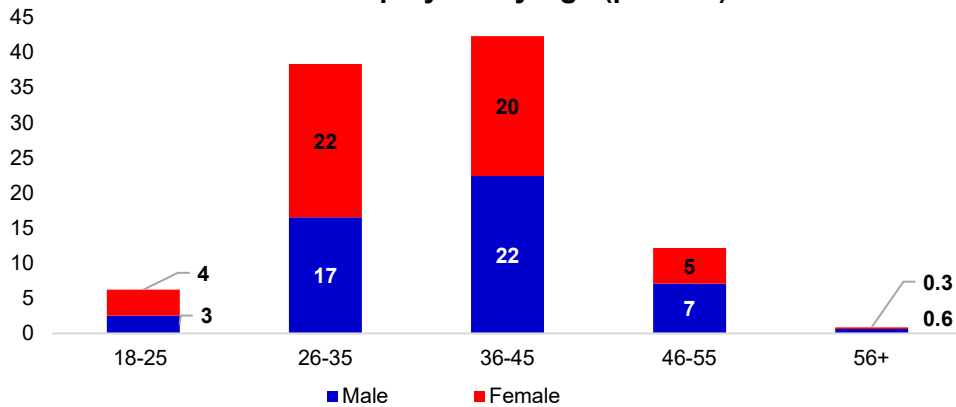
Regarding the education level of bank employees, 79 percent of the employees had undergraduate degrees and 9 percent in postgraduate degrees, as of September 2023. This share of high-school graduates was 11 percent.

Bank Employees by Gender and Education Level



The age distribution of employees in the banking sector has been compiled and published by the Banks Association of Turkey since December 2022. Accordingly, 42 percent of employees are in the 36-45 age range, and 39 percent are in the 26-35 age range.

Bank Employees by Age (percent)



Number of Branches

As of September 2023, the total number of branches in deposit banks and development and investment banks was 9,617.

Number of Branches*

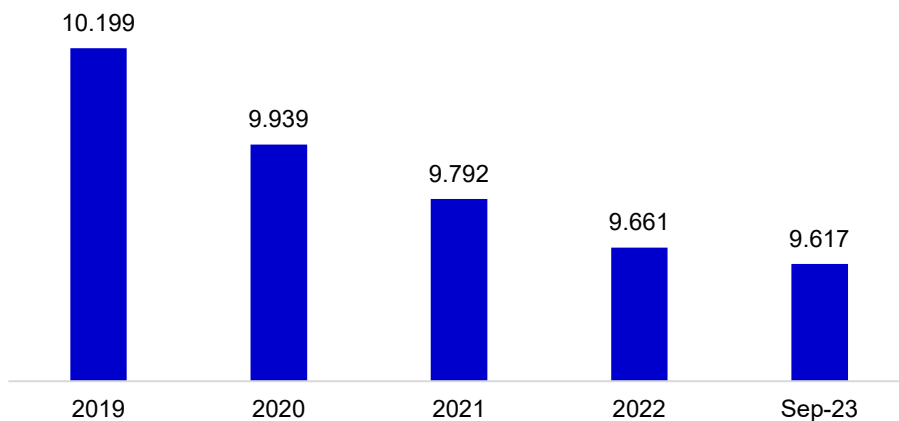
	September 2022	June 2023	September 2023
Deposit banks	9.641	9.567	9.544
Dev't. and inv. banks	71	72	73
Total	9.712	9.639	9.617

* Branches in foreign countries and Turkish Republic of Northern Cyprus are included.

The number of branches decreased by 22, as compared to previous quarter and by 95, as compared to September 2022.

The number of branches per bank was 273 in deposit banks at the end of September 2023.

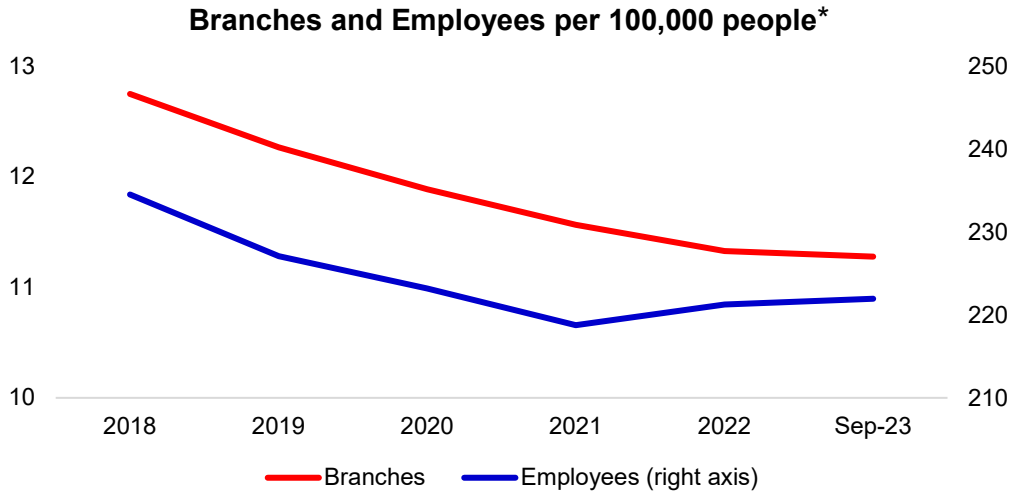
Number of Branches



The rapid growth of non-branch channels and delegation of some services to outsourcing institutions affected the number of employees and branches.

Branches and Employees per 100,000 people

As of September 2023, employees per 100,000 people was 222 and branches per 100,000 people was 11.3.



* 2022 population data were used in the 2023 calculations.

Table 1 Number of Banks, Branches and Employees, September 2023

	No. of Banks	No. of Branches*	No. of Employees		No. of Banks	No. of Branches*	No. of Employees
Sector Total	55	9,617	189,276	Foreign Banks	21	2,301	52,871
Deposit Banks	35	9,544	183,149	Alternatifbank A.Ş.		31	812
State-owned Banks	3	3,777	65,347	Arap Türk Bankası A.Ş.		7	256
Türkiye Cumhuriyeti Ziraat Bankası A.Ş.		1,770	25,719	Bank Mellat		3	40
Türkiye Halk Bankası A.Ş.		1,066	22,195	Bank of China Turkey A.Ş.		1	43
Türkiye Vakıflar Bankası T.A.O.		941	17,433	Burgan Bank A.Ş.		31	1,084
Privately-owned Banks	10	3,465	64,708	Citibank A.Ş.		3	394
Adabank A.Ş.**		1	24	Denizbank A.Ş.		645	12,847
Akbank T.A.Ş.		713	12,885	Deutsche Bank A.Ş.		1	122
Anadolubank A.Ş.		116	1,615	Habib Bank Limited		1	25
Fibabanka A.Ş.		40	2,014	HSBC Bank A.Ş.		67	1,712
Şekerbank T.A.Ş.		240	3,244	ICBC Turkey Bank A.Ş.		39	732
Turkish Bank A.Ş.		6	112	ING Bank A.Ş.		146	2,277
Türk Ticaret Bankası A.Ş.		1	26	Intesa Sanpaolo S.p.A.		1	32
Türk Ekonomi Bankası A.Ş.		450	8,239	JPMorgan Chase Bank N.A.		1	63
Türkiye İş Bankası A.Ş.		1,102	20,965	MUFG Bank Turkey A.Ş.		1	83
Yapı ve Kredi Bankası A.Ş.		796	15,584	Odea Bank A.Ş.		48	1,274
Banks Under the Depo. Insurance Fund	1	1	223	QNB Finansbank A.Ş.		436	11,774
Birleşik Fon Bankası A.Ş.		1	223	Rabobank A.Ş.		1	28
				Société Générale (SA)		1	31
				Turkland Bank A.Ş.		12	273
				Türkiye Garanti Bankası A.Ş.		825	18,969
				Development and Investment Banks	20	73	6,127
				Aktif Yatırım Bankası A.Ş.		14	679
				Bank of America Yatırım Bank A.Ş.		1	41
				BankPozitif Kredi ve Kalkınma Bankası A.Ş.		1	53
				D Yatırım Bankası A.Ş.		1	61
				Destek Yatırım Bankası A.Ş.		1	50
				Diler Yatırım Bankası A.Ş.		1	18
				Golden Global Yatırım Bankası A.Ş.		1	80
				GSD Yatırım Bankası A.Ş.		3	42
				Hedef Yatırım Bankası A.Ş.***		-	-
				İller Bankası A.Ş.		19	2,878
				İstanbul Takas ve Saklama Bankası A.Ş.		1	379
				Misyon Yatırım Bankası A.Ş.		1	106
				Nurol Yatırım Bankası A.Ş.		1	104
				Pasha Yatırım Bankası A.Ş.		1	62
				Q Yatırım Bankası A.Ş.****		-	-
				Standard Chartered Yatırım Bankası Türk A.Ş.		1	28
				Tera Yatırım Bankası A.Ş.*****		-	-
				Türk Eximbank		23	783
				Türkiye Kalkınma ve Yatırım Bankası A.Ş.		1	322
				Türkiye Sınai Kalkınma Bankası A.Ş.		2	441

* Branches in foreign countries and Turkish Republic of Northern Cyprus are included.

** The % 96.7 shares of SDIF was sold to AHL Ahlatçı Finansal Yönetim A.Ş., as of 23 August 2023, and the bank was transferred to "Privately-owned Deposit Banks".

*** Hedef Yatırım Bankası A.Ş. took permission to make banking operations in the "development and investment banks" group, with the resolution Nr: 10641 of BRSB, dated 3 August 2023, which was published in Official Gazette 5 August 2023, Nr:32270.

**** Q Yatırım Bankası A.Ş. took permission to make banking operations in the "development and investment banks" group, with the resolution Nr: 10620 of BRSB, dated 1 June 2023, which was published in Official Gazette 3 June 2023, Nr:32210.

***** Tera Yatırım Bankası A.Ş. took permission to make banking operations in the "development and investment banks" group, with the resolution Nr: 10569 of BRSB, dated 7 April 2023, which was published in Official Gazette 12 April 2023, Nr:32161.

***Publication Periods of the Report:**

March: May 1.Week
June: August 1.Week

September: November 1.Week
December: February 1.Week

This report has been prepared from the quarterly statistics of member banks (deposit banks and development and investment banks) that was submitted to the Banks. All rights reserved. No part of this report may be reproduced or transmitted, in any form or by any means, electronic, photocopying or

Table 2 Bank Employees by Gender and Education, September 2023

Banks	Primary School			High School			Undergraduate			Postgraduate			Total		
	Male	Female	Total	Male	Female	Total	Male	Female	Total	Male	Female	Total	Male	Female	Total
Sector Total	406	239	645	14,811	6,530	21,341	68,836	80,186	149,022	9,169	9,099	18,268	93,222	96,054	189,276
Deposit Banks	328	231	559	14,519	6,443	20,962	66,485	78,613	145,098	8,113	8,417	16,530	89,445	93,704	183,149
State-owned Banks	75	0	75	5,172	856	6,028	27,280	25,175	52,455	3,490	3,299	6,789	36,017	29,330	65,347
Türkiye Cumhuriyeti Ziraat Bankası A.Ş.	45	0	45	2,954	327	3,281	11,259	8,778	20,037	1,286	1,070	2,356	15,544	10,175	25,719
Türkiye Halk Bankası A.Ş.	22	0	22	2,024	420	2,444	8,973	9,110	18,083	882	764	1,646	11,901	10,294	22,195
Türkiye Vakıflar Bankası T.A.O.	8	0	8	194	109	303	7,048	7,287	14,335	1,322	1,465	2,787	8,572	8,861	17,433
Privately-owned Banks	57	5	62	3,459	1,039	4,498	23,898	30,919	54,817	2,559	2,772	5,331	29,973	34,735	64,708
Adabank A.Ş.	1	0	1	2	2	4	7	10	17	1	1	2	11	13	24
Akbank T.A.Ş.	4	0	4	257	88	345	5,176	5,899	11,075	719	742	1,461	6,156	6,729	12,885
Anadolubank A.Ş.	7	1	8	210	34	244	603	619	1,222	79	62	141	899	716	1,615
Fibabanka A.Ş.	6	1	7	140	64	204	715	838	1,553	137	113	250	998	1,016	2,014
Şekerbank T.A.Ş.	2	0	2	97	65	162	1,351	1,569	2,920	77	83	160	1,527	1,717	3,244
Turkish Bank A.Ş.	0	0	0	14	11	25	34	38	72	7	8	15	55	57	112
Türk Ekonomi Bankası A.Ş.	8	1	9	429	232	661	2,867	3,999	6,866	353	350	703	3,657	4,582	8,239
Türk Ticaret Bankası A.Ş.	2	0	2	0	1	1	6	13	19	3	1	4	11	15	26
Türkiye İş Bankası A.Ş.	16	1	17	1,833	253	2,086	8,408	9,321	17,729	527	606	1,133	10,784	10,181	20,965
Yapı ve Kredi Bankası A.Ş.	11	1	12	477	289	766	4,731	8,613	13,344	656	806	1,462	5,875	9,709	15,584
Banks Under Depo. Insurance Fund	4	2	6	46	10	56	59	77	136	9	16	25	118	105	223
Birleşik Fon Bankası A.Ş.	4	2	6	46	10	56	59	77	136	9	16	25	118	105	223

Banks	Primary School			High School			Undergraduate			Postgraduate			Total		
	Male	Female	Total	Male	Female	Total	Male	Female	Total	Male	Female	Total	Male	Female	Total
Foreign Banks	192	224	416	5,842	4,538	10,380	15,248	22,442	37,690	2,055	2,330	4,385	23,337	29,534	52,871
Alternatifbank A.Ş.	8	1	9	67	59	126	247	311	558	49	70	119	371	441	812
Arap Türk Bankası A.Ş.	9	0	9	42	9	51	93	68	161	19	16	35	163	93	256
Bank Mellat	3	0	3	7	1	8	20	4	24	4	1	5	34	6	40
Bank of China Turkey A.Ş.	0	0	0	0	0	0	15	12	27	10	6	16	25	18	43
Burgan Bank A.Ş.	3	0	3	53	35	88	409	450	859	76	58	134	541	543	1,084
Citibank A.Ş.	0	0	0	30	9	39	144	136	280	33	42	75	207	187	394
Denizbank A.Ş.	105	215	320	2,219	2,327	4,546	3,174	4,173	7,347	299	335	634	5,797	7,050	12,847
Deutsche Bank A.Ş.	1	0	1	4	2	6	35	54	89	12	14	26	52	70	122
Habib Bank Limited	1	0	1	2	0	2	13	8	21	0	1	1	16	9	25
HSBC Bank A.Ş.	4	0	4	103	65	168	464	918	1,382	87	71	158	658	1,054	1,712
ICBC Turkey Bank A.Ş.	4	0	4	48	13	61	249	314	563	52	52	104	353	379	732
ING Bank A.Ş.	4	0	4	101	26	127	700	1,170	1,870	130	146	276	935	1,342	2,277
Intesa Sanpaolo S.p.A.	0	0	0	1	0	1	7	12	19	6	6	12	14	18	32
JPMorgan Chase Bank N.A.	4	1	5	0	2	2	22	19	41	7	8	15	33	30	63
MUFG Bank Turkey A.Ş.	0	0	0	4	0	4	23	34	57	12	10	22	39	44	83
Odea Bank A.Ş.	3	0	3	38	14	52	406	663	1,069	78	72	150	525	749	1,274
QNB Finansbank A.Ş.	30	4	34	1,703	1,632	3,335	2,737	4,815	7,552	382	471	853	4,852	6,922	11,774
Rabobank A.Ş.	0	0	0	1	0	1	7	3	10	11	6	17	19	9	28
Société Générale (SA)	3	0	3	2	2	4	9	10	19	4	1	5	18	13	31
Turkland Bank A.Ş.	2	0	2	31	10	41	93	102	195	19	16	35	145	128	273
Türkiye Garanti Bankası A.Ş.	8	3	11	1,386	332	1,718	6,381	9,166	15,547	765	928	1,693	8,540	10,429	18,969
Development and Investment Banks	78	8	86	292	87	379	2,351	1,573	3,924	1,056	682	1,738	3,777	2,350	6,127
Aktif Yatırım Bankası A.Ş.	1	0	1	45	14	59	239	290	529	47	43	90	332	347	679
Bank of America Yatırım Bank A.Ş.	0	0	0	0	0	0	13	11	24	10	7	17	23	18	41
BankPozitif Kredi ve Kalkınma Bankası A.Ş.	1	0	1	3	1	4	21	18	39	6	3	9	31	22	53
D Yatırım Bankası A.Ş.	1	0	1	4	1	5	20	18	38	7	10	17	32	29	61
Destek Yatırım Bankası A.Ş.	0	0	0	4	1	5	20	18	38	5	2	7	29	21	50
Diler Yatırım Bankası A.Ş.	0	0	0	1	0	1	3	12	15	2	0	2	6	12	18
Golden Global Yatırım Bankası A.Ş.	1	0	1	1	3	4	28	24	52	15	8	23	45	35	80
GSD Yatırım Bankası A.Ş.	0	0	0	2	0	2	23	14	37	2	1	3	27	15	42
İller Bankası A.Ş.	54	2	56	144	26	170	1,255	605	1,860	490	302	792	1,943	935	2,878
İstanbul Takas ve Saklama Bankası A.Ş.	1	0	1	19	8	27	132	118	250	66	35	101	218	161	379
Misyon Yatırım Bankası A.Ş.	0	1	1	4	4	8	37	18	55	34	8	42	75	31	106
Nurol Yatırım Bankası A.Ş.	1	2	3	7	2	9	39	39	78	7	7	14	54	50	104
Pasha Yatırım Bankası A.Ş.	0	0	0	0	3	3	21	20	41	10	8	18	31	31	62
Standard Chartered Yatırım Bankası Türk A.	2	1	3	2	1	3	5	8	13	4	5	9	13	15	28
Türk Eximbank	8	0	8	25	12	37	229	124	353	245	140	385	507	276	783
Türkiye Kalkınma ve Yatırım Bankası A.Ş.	2	1	3	13	3	16	124	91	215	54	34	88	193	129	322
Türkiye Sınai Kalkınma Bankası A.Ş.	6	1	7	18	8	26	142	145	287	52	69	121	218	223	441

Table 3 Bank Employees by Age, September 2023

Banks	Under 17*			18-25			26-35			36-45			46-55			56+			Total		
	Male	Female	Total	Male	Female	Total	Male	Female	Total	Male	Female	Total	Male	Female	Total	Male	Female	Total	Male	Female	Total
Sector Total	1	0	1	4,790	7,005	11,795	31,310	41,356	72,666	42,485	37,668	80,153	13,477	9,537	23,014	1,159	488	1,647	93,222	96,054	189,276
Deposit Banks	0	0	0	4,601	6,851	11,452	30,040	40,441	70,481	41,337	36,948	78,285	12,879	9,194	22,073	588	270	858	89,445	93,704	183,149
State-owned Banks	0	0	0	1,046	1,311	2,357	12,701	13,896	26,597	17,631	11,758	29,389	4,558	2,349	6,907	81	16	97	36,017	29,330	65,347
Türkiye Cumhuriyeti Ziraat Bankası A.Ş.	0	0	0	290	424	714	4,718	4,427	9,145	7,922	4,215	12,137	2,565	1,104	3,669	49	5	54	15,544	10,175	25,719
Türkiye Halk Bankası A.Ş.	0	0	0	391	559	950	4,490	5,359	9,849	5,760	3,593	9,353	1,245	775	2,020	15	8	23	11,901	10,294	22,195
Türkiye Vakıflar Bankası T.A.O.	0	0	0	365	328	693	3,493	4,110	7,603	3,949	3,950	7,899	748	470	1,218	17	3	20	8,572	8,861	17,433
Privately-owned Banks	0	0	0	1,572	2,318	3,890	8,842	13,363	22,205	14,475	15,241	29,716	4,860	3,738	8,598	224	75	299	29,973	34,735	64,708
Adabank A.Ş.	0	0	0	0	0	0	0	0	0	5	5	10	5	8	13	1	0	1	11	13	24
Akbank T.A.Ş.	0	0	0	261	387	648	1,824	2,471	4,295	2,917	3,231	6,148	1,112	627	1,739	42	13	55	6,156	6,729	12,885
Anadolubank A.Ş.	0	0	0	39	74	113	232	267	499	403	253	656	197	116	313	28	6	34	899	716	1,615
Fibabanka A.Ş.	0	0	0	62	84	146	404	489	893	371	309	680	151	130	281	10	4	14	998	1,016	2,014
Şekerbank T.A.Ş.	0	0	0	92	165	257	640	898	1,538	620	539	1,159	158	111	269	17	4	21	1,527	1,717	3,244
Turkish Bank A.Ş.	0	0	0	2	7	9	5	12	17	17	13	30	23	22	45	8	3	11	55	57	112
Türk Ekonomi Bankası A.Ş.	0	0	0	299	517	816	1,109	1,809	2,918	1,651	1,818	3,469	548	422	970	50	16	66	3,657	4,582	8,239
Türk Ticaret Bankası A.Ş.	0	0	0	0	0	0	1	1	2	0	3	3	6	7	13	4	4	8	11	15	26
Türkiye İş Bankası A.Ş.	0	0	0	453	413	866	2,499	2,934	5,433	6,116	5,508	11,624	1,691	1,316	3,007	25	10	35	10,784	10,181	20,965
Yapı ve Kredi Bankası A.Ş.	0	0	0	364	671	1,035	2,128	4,482	6,610	2,375	3,562	5,937	969	979	1,948	39	15	54	5,875	9,709	15,584
Banks Under Depo. Insurance Fund	0	0	0	2	2	4	24	33	57	34	38	72	51	29	80	7	3	10	118	105	223
Birleşik Fon Bankası A.Ş.	0	0	0	2	2	4	24	33	57	34	38	72	51	29	80	7	3	10	118	105	223

Banks	Under 17*			18-25			26-35			36-45			46-55			56+			Total		
	Male	Female	Total	Male	Female	Total	Male	Female	Total	Male	Female	Total	Male	Female	Total	Male	Female	Total	Male	Female	Total
Foreign Banks	0	0	0	1,981	3,220	5,201	8,473	13,149	21,622	9,197	9,911	19,108	3,410	3,078	6,488	276	176	452	23,337	29,534	52,871
Alternatifbank A.Ş.	0	0	0	34	65	99	90	134	224	172	181	353	70	59	129	5	2	7	371	441	812
Arap Türk Bankası A.Ş.	0	0	0	5	3	8	30	23	53	72	37	109	52	28	80	4	2	6	163	93	256
Bank Mellat	0	0	0	0	0	0	5	1	6	9	1	10	15	4	19	5	0	5	34	6	40
Bank of China Turkey A.Ş.	0	0	0	0	1	1	7	4	11	8	10	18	9	3	12	1	0	1	25	18	43
Burgan Bank A.Ş.	0	0	0	45	34	79	199	172	371	197	216	413	93	110	203	7	11	18	541	543	1,084
Citibank A.Ş.	0	0	0	19	11	30	47	44	91	84	73	157	50	56	106	7	3	10	207	187	394
Denizbank A.Ş.	0	0	0	490	892	1,382	1,968	2,983	4,951	2,434	2,205	4,639	815	879	1,694	90	91	181	5,797	7,050	12,847
Deutsche Bank A.Ş.	0	0	0	1	3	4	8	22	30	29	30	59	13	15	28	1	0	1	52	70	122
Habib Bank Limited	0	0	0	3	1	4	2	0	2	2	1	3	6	6	12	3	1	4	16	9	25
HSBC Bank A.Ş.	0	0	0	50	77	127	168	379	547	259	425	684	176	170	346	5	3	8	658	1,054	1,712
ICBC Turkey Bank A.Ş.	0	0	0	6	18	24	100	140	240	131	139	270	107	79	186	9	3	12	353	379	732
ING Bank A.Ş.	0	0	0	37	45	82	361	751	1,112	360	421	781	169	120	289	8	5	13	935	1,342	2,277
Intesa Sanpaolo S.p.A.	0	0	0	0	0	0	1	6	7	8	6	14	3	5	8	2	1	3	14	18	32
JPMorgan Chase Bank N.A.	0	0	0	2	1	3	10	12	22	13	8	21	8	9	17	0	0	0	33	30	63
MUFG Bank Turkey A.Ş.	0	0	0	3	2	5	5	11	16	16	21	37	13	9	22	2	1	3	39	44	83
Odea Bank A.Ş.	0	0	0	50	83	133	174	290	464	218	286	504	74	86	160	9	4	13	525	749	1,274
QNB Finansbank A.Ş.	0	0	0	521	1,113	1,634	1,793	3,346	5,139	1,914	1,959	3,873	584	484	1,068	40	20	60	4,852	6,922	11,774
Rabobank A.Ş.	0	0	0	0	0	0	2	0	2	6	6	12	10	3	13	1	0	1	19	9	28
Société Générale (SA)	0	0	0	0	1	1	2	2	4	3	1	4	8	6	14	5	3	8	18	13	31
Turkland Bank A.Ş.	0	0	0	8	10	18	24	28	52	52	53	105	54	35	89	7	2	9	145	128	273
Türkiye Garanti Bankası A.Ş.	0	0	0	707	860	1,567	3,477	4,801	8,278	3,210	3,832	7,042	1,081	912	1,993	65	24	89	8,540	10,429	18,969
Development and Investment Banks	1	0	1	189	154	343	1,270	915	2,185	1,148	720	1,868	598	343	941	571	218	789	3,777	2,350	6,127
Aktif Yatırım Bankası A.Ş.	0	0	0	16	45	61	139	150	289	136	124	260	39	28	67	2	0	2	332	347	679
Bank of America Yatırım Bank A.Ş.	0	0	0	2	0	2	4	1	5	7	11	18	10	6	16	0	0	0	23	18	41
BankPozitif Kredi ve Kalkınma Bankası A.Ş.	0	0	0	1	0	1	5	6	11	13	12	25	11	4	15	1	0	1	31	22	53
D Yatırım Bankası A.Ş.	0	0	0	5	1	6	12	5	17	10	12	22	5	11	16	0	0	0	32	29	61
Destek Yatırım Bankası A.Ş.	0	0	0	2	1	3	6	7	13	13	8	21	7	5	12	1	0	1	29	21	50
Diler Yatırım Bankası A.Ş.	0	0	0	0	0	0	1	2	3	0	6	6	2	4	6	3	0	3	6	12	18
Golden Global Yatırım Bankası A.Ş.	0	0	0	3	3	6	12	12	24	20	15	35	10	5	15	0	0	0	45	35	80
GSD Yatırım Bankası A.Ş.	0	0	0	3	3	6	6	1	7	5	4	9	11	7	18	2	0	2	27	15	42
İller Bankası A.Ş.	0	0	0	71	32	103	569	337	906	425	193	618	337	170	507	541	203	744	1,943	935	2,878
İstanbul Takas ve Saklama Bankası A.Ş.	0	0	0	28	18	46	93	83	176	60	38	98	36	22	58	1	0	1	218	161	379
Misyon Yatırım Bankası A.Ş.	0	0	0	7	1	8	25	14	39	34	11	45	9	5	14	0	0	0	75	31	106
Nurol Yatırım Bankası A.Ş.	0	0	0	3	8	11	14	18	32	19	12	31	14	8	22	4	4	8	54	50	104
Pasha Yatırım Bankası A.Ş.	0	0	0	0	1	1	9	7	16	16	12	28	6	11	17	0	0	0	31	31	62
Standard Chartered Yatırım Bankası Türk A.Ş.	0	0	0	0	0	0	2	2	4	4	7	11	4	5	9	3	1	4	13	15	28
Türk Eximbank	0	0	0	12	3	15	200	114	314	248	135	383	42	24	66	5	0	5	507	276	783
Türkiye Kalkınma ve Yatırım Bankası A.Ş.	0	0	0	7	10	17	83	56	139	72	47	119	24	9	33	7	7	14	193	129	322
Türkiye Sınai Kalkınma Bankası A.Ş.	1	0	1	29	28	57	90	100	190	66	73	139	31	19	50	1	3	4	218	223	441

*Students who continue their compulsory "internship" and "apprenticeship" trainings for high schools and universities are not included. Apart from these, students working with service contracts and on payroll are included.

Table 4 Number of Branches and Employees (2022 - 2023 September)

	No.of Branches			No.of Employees		
	2022 Sept.	2022 Dec.	2023 Sept.	2022 Sept.	2022 Dec.	2023 Sept.
Sector Total	9,712	9,661	9,617	187,586	188,687	189,276
Deposit Banks	9,641	9,590	9,544	181,953	182,987	183,149
State-owned Banks	3,731	3,745	3,777	61,776	62,226	65,347
Türkiye Cumhuriyeti Ziraat Bankası A.Ş.	1,756	1,758	1,770	24,531	24,484	25,719
Türkiye Halk Bankası A.Ş.	1,036	1,038	1,066	20,395	20,781	22,195
Türkiye Vakıflar Bankası T.A.O.	939	949	941	16,850	16,961	17,433
Privately-owned Banks	3,519	3,497	3,465	66,906	67,433	64,708
Adabank A.Ş.	1	1	1	25	24	24
Akbank T.A.Ş.	713	711	713	12,470	12,717	12,885
Anadolubank A.Ş.	116	116	116	1,666	1,671	1,615
Fibabanka A.Ş.	44	44	40	1,867	1,979	2,014
Şekerbank T.A.Ş.	238	238	240	3,433	3,427	3,244
Turkish Bank A.Ş.	7	6	6	136	120	112
Türk Ekonomi Bankası A.Ş.	457	448	450	8,594	8,723	8,239
Türk Ticaret Bankası A.Ş.	1	1	1	32	32	26
Türkiye İş Bankası A.Ş.	1,140	1,131	1,102	22,925	23,309	20,965
Yapı ve Kredi Bankası A.Ş.	802	801	796	15,758	15,431	15,584
Banks Under the Dep.Ins.Fund	1	1	1	236	244	223
Birleşik Fon Bankası A.Ş.	1	1	1	236	244	223
Foreign Banks	2,390	2,347	2,301	53,035	53,084	52,871
Alternatifbank A.Ş.	38	33	31	837	847	812
Arap Türk Bankası A.Ş.	7	7	7	265	258	256
Bank Mellat	3	3	3	43	43	40
Bank of China Turkey A.Ş.	1	1	1	44	43	43
Burgan Bank A.Ş.	32	32	31	993	1,020	1,084
Citibank A.Ş.	3	3	3	398	406	394
Denizbank A.Ş.	679	671	645	12,892	13,140	12,847
Deutsche Bank A.Ş.	1	1	1	122	122	122
Habib Bank Limited	1	1	1	26	24	25
HSBC Bank A.Ş.	70	70	67	1,879	1,847	1,712
ICBC Turkey Bank A.Ş.	39	39	39	737	756	732
ING Bank A.Ş.	160	148	146	3,004	2,989	2,277
Intesa Sanpaolo S.p.A.	1	1	1	33	32	32
JPMorgan Chase Bank N.A.	1	1	1	60	62	63
MUFG Bank Turkey A.Ş.	1	1	1	84	80	83
Odea Bank A.Ş.	48	48	48	1,105	1,110	1,274
QNB Finansbank A.Ş.	440	436	436	11,383	11,426	11,774
Rabobank A.Ş.	1	1	1	29	29	28
Société Générale (SA)	1	1	1	34	32	31
Turkland Bank A.Ş.	14	12	12	301	275	273
Türkiye Garanti Bankası A.Ş.	849	837	825	18,766	18,543	18,969
Development and Investment Banks	71	71	73	5,633	5,700	6,127
Aktif Yatırım Bankası A.Ş.	13	13	14	800	793	679
Bank of America Yatırım Bank A.Ş.	1	1	1	40	40	41
BankPozitif Kredi ve Kalkınma Bankası A.Ş.	1	1	1	55	55	53
D Yatırım Bankası A.Ş.	1	1	1	56	56	61
Destek Yatırım Bankası A.Ş.	1	1	1	36	40	50
Diler Yatırım Bankası A.Ş.	1	1	1	18	20	18
Golden Global Yatırım Bankası A.Ş.	1	1	1	55	64	80
GSD Yatırım Bankası A.Ş.	3	3	3	41	41	42
İller Bankası A.Ş.	19	19	19	2,588	2,577	2,878
İstanbul Takas ve Saklama Bankası A.Ş.	1	1	1	322	339	379
Misyon Yatırım Bankası A.Ş.	-	-	1	-	-	106
Nurol Yatırım Bankası A.Ş.	1	1	1	84	97	104
Pasha Yatırım Bankası A.Ş.	1	1	1	53	57	62
Standard Chartered Yatırım Bankası Türk A.Ş.	1	1	1	30	30	28
Türk Eximbank	23	23	23	744	748	783
Türkiye Kalkınma ve Yatırım Bankası A.Ş.	1	1	1	300	305	322
Türkiye Sınai Kalkınma Bankası A.Ş.	2	2	2	411	438	441