

Quarterly Statistics by Banks, Employees and Branches in Banking System

June 2023

Report Code: DE13
August 2023





Contents

	<u>Page No.</u>
Number of Banks.....	i
Number of Employees.....	i
Bank Employees by Gender and Education Level	ii
Number of Branches.....	ii
Number of Employees and Branches per 100.000 People.....	iii

Tables

Table 1	Number of Branches and Employees by Banks and Groups, June 2023.....	1
Table 2	Bank Employees by Sex and Education, as of June 2023.....	2
Table 3	Bank Employees by Age, as of June 2023.....	4
Table 4	Number of Branches and Employees (2022 - 2023 June).....	6


Quarterly Statistics by Banks, Employees and Branches in Banking System¹

June 2023

Number of Banks

The number of deposit, development and investment banks was 58 at the end of June 2023 with 35 in deposit banks group and 17 in development and investment banks group, while there were also 6 participation banks. Misyon Yatırım Bankası A.Ş. started its activities on 14 June 2023. Q Yatırım Bankası A.Ş. and Tera Yatırım Bankası A.Ş. have been granted operating licenses. Türk Ticaret Bankası A.Ş. was transferred to the privately owned deposit banks group.

Number of Banks in the System



* Banks under the Deposit Insurance Fund

Number of Employees

As of June 2023, the number of employees in deposit banks and development and investment banks was 188,850.

Number of Employees

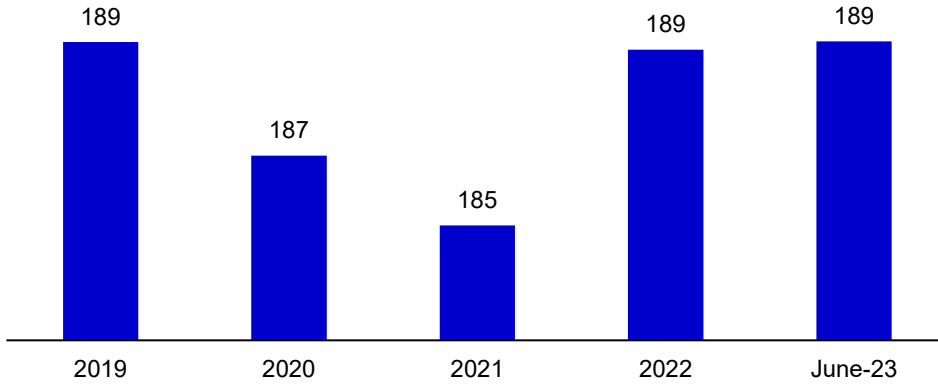
	June 2022	March 2022	June 2023
Deposit banks	180,019	185,605	182,787
Dev't. and inv. banks	5,096	5,604	6,063
Total	185,115	191,209	188,850

The number of employees decreased by 2,359 as compared to previous quarter and by 3,735 as increased to June 2022. The pension regulation was effective in the change in the number of employees in June

The number of employees increased by 2,768 in deposit banks and by 967 in development and investment banks.

¹ -The deposit banks and development and investment banks are included for the figures of employees and branches.

Number of Employees (thousand people)

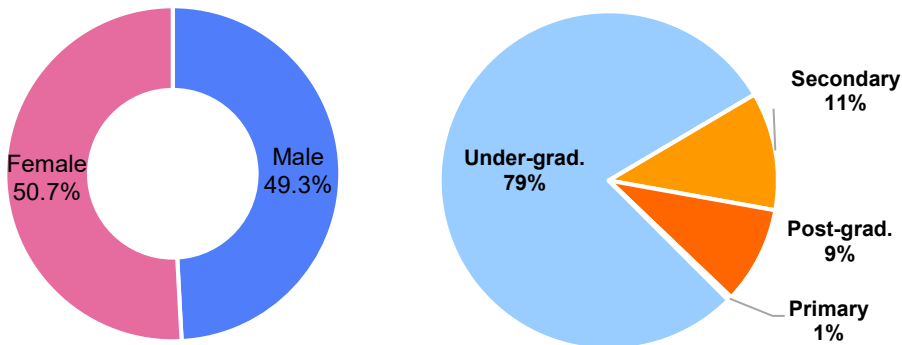


Bank Employees by Gender and Education Level

As of June 2023, 50.7 percent of the employees were female and 49.3 percent were male, regarding the distribution of bank employees by gender.

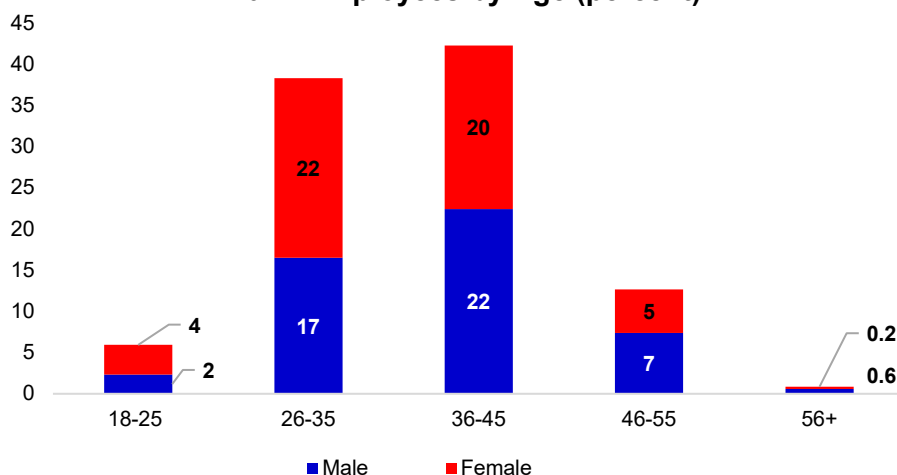
Regarding the education level of bank employees, 79 percent of the employees had undergraduate degrees and 9 percent in postgraduate degrees, as of June 2023. This share of high-school graduates was 11 percent.

Bank Employees by Gender and Education Level



The age distribution of employees in the banking sector has been compiled and published by the Banks Association of Turkey since December 2022. Accordingly, 42 percent of employees are in the 36-45 age range, and 38 percent are in the 26-35 age range.

Bank Employees by Age (percent)



Number of Branches

As of June 2023, the total number of branches in deposit banks and development and investment banks was 9,639.

Number of Branches*

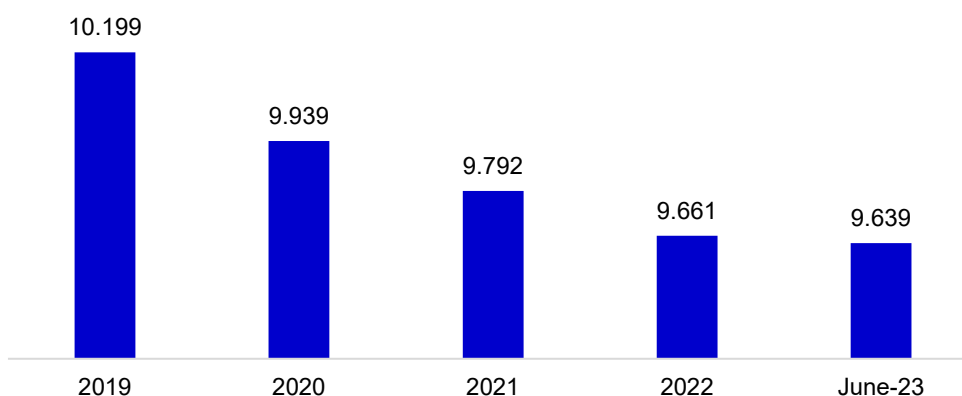
	June 2022	December 2022	June 2023
Deposit banks	9,682	9,567	9,567
Dev't. and inv. banks	71	71	72
Total	9,753	9,661	9,639

* Branches in foreign countries and Turkish Republic of Northern Cyprus are included.

The number of branches decreased by 114, as compared to previous quarter and increased by 22, as compared to June 2023.

The number of branches per bank was 274 in deposit banks at the end of June 2023.

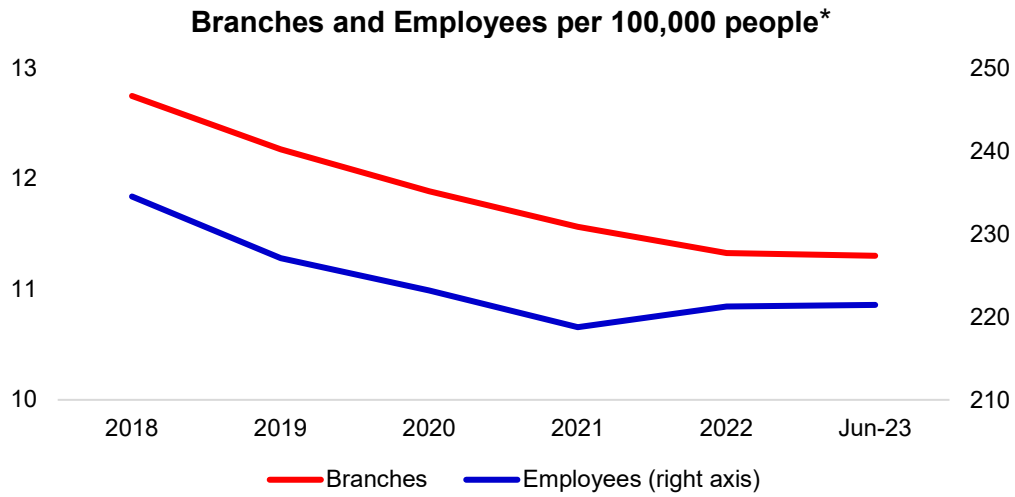
Number of Branches



The rapid growth of non-branch channels and delegation of some services to outsourcing institutions affected the number of employees and branches.

Branches and Employees per 100,000 people

As of June 2023, employees per 100,000 people was 221 and branches per 100,000 people was 11.3.



* 2022 population data were used in the 2023 calculations.

Table 1 Number of Banks, Branches and Employees, June 2023

	No. of Banks	No. of Branches*	No. of Employees		No. of Banks	No. of Branches*	No. of Employees
Sector Total	54	9,639	188,850	Foreign Banks	21	2,312	52,851
Deposit Banks	35	9,567	182,787	Alternatifbank A.Ş.		31	807
State-owned Banks	3	3,770	64,878	Arap Türk Bankası A.Ş.		7	259
Türkiye Cumhuriyeti Ziraat Bankası A.Ş.		1,766	25,916	Bank Mellat		3	43
Türkiye Halk Bankası A.Ş.		1,061	22,170	Bank of China Turkey A.Ş.		1	46
Türkiye Vakıflar Bankası T.A.O.		943	16,792	Burgan Bank A.Ş.		32	1,083
Privately-owned Banks	9	3,483	64,804	Citibank A.Ş.		3	406
Akbank T.A.Ş.		713	12,802	Denizbank A.Ş.		651	13,006
Anadolubank A.Ş.		116	1,611	Deutsche Bank A.Ş.		1	120
Fibabanka A.Ş.		44	1,945	Habib Bank Limited		1	24
Şekerbank T.A.Ş.		238	3,266	HSBC Bank A.Ş.		67	1,756
Turkish Bank A.Ş.		6	107	ICBC Turkey Bank A.Ş.		39	736
Türk Ticaret Bankası A.Ş.**		1	26	ING Bank A.Ş.		148	2,416
Türk Ekonomi Bankası A.Ş.		452	8,304	Intesa Sanpaolo S.p.A.		1	32
Türkiye İş Bankası A.Ş.		1,113	21,012	JPMorgan Chase Bank N.A.		1	62
Yapı ve Kredi Bankası A.Ş.		800	15,731	MUFG Bank Turkey A.Ş.		1	80
Banks Under the Depo. Insurance Fund	2	2	254	Odea Bank A.Ş.		48	1,170
Adabank A.Ş.		1	22	QNB Finansbank A.Ş.		436	11,738
Birleşik Fon Bankası A.Ş.		1	232	Rabobank A.Ş.		1	28
				Société Générale (SA)		1	33
				Turkland Bank A.Ş.		12	273
				Türkiye Garanti Bankası A.Ş.		827	18,733
				Development and Investment Banks	19	72	6,063
				Aktif Yatırım Bankası A.Ş.		13	666
				Bank of America Yatırım Bank A.Ş.		1	41
				BankPozitif Kredi ve Kalkınma Bankası A.Ş.		1	55
				D Yatırım Bankası A.Ş.		1	62
				Destek Yatırım Bankası A.Ş.		1	41
				Diler Yatırım Bankası A.Ş.		1	19
				Golden Global Yatırım Bankası A.Ş.		1	75
				GSD Yatırım Bankası A.Ş.		3	40
				İller Bankası A.Ş.		19	2,902
				İstanbul Takas ve Saklama Bankası A.Ş.		1	372
				Misyon Yatırım Bankası A.Ş.***		1	91
				Nuroi Yatırım Bankası A.Ş.		1	101
				Pasha Yatırım Bankası A.Ş.		1	58
				Q Yatırım Bankası A.Ş.****		-	-
				Standard Chartered Yatırım Bankası Türk A.Ş.		1	30
				Tera Yatırım Bankası A.Ş.*****		-	-
				Türk Eximbank		23	759
				Türkiye Kalkınma ve Yatırım Bankası A.Ş.		1	312
				Türkiye Sınai Kalkınma Bankası A.Ş.		2	439

* Branches in foreign countries and Turkish Republic of Northern Cyprus are included.

** The new owner of the Bank's shares (98.5%) became İhracatı Geliştirme A.Ş. (İGE) as of April 28, 2023, and the bank was transferred to "Privately-owned Deposit Banks".

*** "Misyon Yatırım Bank A.Ş." has started its banking operations in 14 June 2023.

**** Q Yatırım Bankası A.Ş. was founded according to the resolution Nr: 10379 of BRSSB, dated 12 October 2022, which was published in the Official Gazette 14 October 2022, Nr:31983. Q Yatırım Bankası A.Ş. took permission to make banking operations in the "development and investment banks" group, with the resolution Nr: 10620 of BRSSB, dated 1 June 2023, which was published in Official Gazette 3 June 2023, Nr:32210.

***** Tera Yatırım Bankası A.Ş. was founded according to the resolution Nr: 9890 of BRSSB, dated 27 October 2021, which was published in the Official Gazette 28 October 2021, Nr:31642. Tera Yatırım Bankası A.Ş. took permission to make banking operations in the "development and investment banks" group, with the resolution Nr: 10569 of BRSSB, dated 7 April 2023, which was published in Official Gazette 12 April 2023, Nr:32161.

Publication Periods of the Report:

March: May 1.Week
June: August 1.Week

September: November 1.Week
December: February 1.Week

This report has been prepared from the quarterly statistics of member banks (deposit banks and development and investment banks) that was submitted to the Banks Association of Türkiye. The data of participation banks is not included.

Whilst every effort has been made to ensure that the information contained in this report is correct, the Banks Association of Türkiye can not accept any responsibility for any errors or omissions or for any consequences resulting therefrom.

All rights reserved. No part of this report may be reproduced or transmitted, in any form or by any means, electronic, photocopying or otherwise, without the prior written permission of the Banks Association of Türkiye.

Table 2 Bank Employees by Gender and Education, June 2023

Banks	Primary School			High School			Undergraduate			Postgraduate			Total		
	Male	Female	Total	Male	Female	Total	Male	Female	Total	Male	Female	Total	Male	Female	Total
Sector Total	413	244	657	14,501	5,584	20,085	69,075	80,964	150,039	9,085	8,984	18,069	93,074	95,776	188,850
Deposit Banks	329	234	563	14,204	5,495	19,699	66,749	79,413	146,162	8,044	8,319	16,363	89,326	93,461	182,787
State-owned Banks	85	1	86	5,265	912	6,177	27,096	24,883	51,979	3,404	3,232	6,636	35,850	29,028	64,878
Türkiye Cumhuriyeti Ziraat Bankası A.Ş.	47	0	47	3,011	344	3,355	11,351	8,822	20,173	1,275	1,066	2,341	15,684	10,232	25,916
Türkiye Halk Bankası A.Ş.	22	1	23	2,004	430	2,434	9,000	9,081	18,081	881	751	1,632	11,907	10,263	22,170
Türkiye Vakıflar Bankası T.A.O.	16	0	16	250	138	388	6,745	6,980	13,725	1,248	1,415	2,663	8,259	8,533	16,792
Privately-owned Banks	60	6	66	3,616	1,153	4,769	23,802	30,896	54,698	2,538	2,733	5,271	30,016	34,788	64,804
Akbank T.A.Ş.	6	0	6	284	93	377	5,146	5,815	10,961	712	746	1,458	6,148	6,654	12,802
Anadolubank A.Ş.	7	1	8	209	33	242	599	619	1,218	81	62	143	896	715	1,611
Fibabanka A.Ş.	6	1	7	130	61	191	688	818	1,506	132	109	241	956	989	1,945
Şekerbank T.A.Ş.	3	1	4	109	66	175	1,333	1,591	2,924	79	84	163	1,524	1,742	3,266
Turkish Bank A.Ş.	0	0	0	15	10	25	29	38	67	9	6	15	53	54	107
Türk Ekonomi Bankası A.Ş.	9	1	10	490	245	735	2,886	3,975	6,861	357	341	698	3,742	4,562	8,304
Türk Ticaret Bankası A.Ş.	2	0	2	0	1	1	6	13	19	3	1	4	11	15	26
Türkiye İş Bankası A.Ş.	16	1	17	1,858	313	2,171	8,388	9,314	17,702	520	602	1,122	10,782	10,230	21,012
Yapı ve Kredi Bankası A.Ş.	11	1	12	521	331	852	4,727	8,713	13,440	645	782	1,427	5,904	9,827	15,731
Banks Under Depo. Insurance Fund	6	2	8	57	12	69	61	91	152	10	15	25	134	120	254
Adabank A.Ş.	1	0	1	2	2	4	6	10	16	0	1	1	9	13	22
Birleşik Fon Bankası A.Ş.	5	2	7	55	10	65	55	81	136	10	14	24	125	107	232

Banks	Primary School			High School			Undergraduate			Postgraduate			Total		
	Male	Female	Total	Male	Female	Total	Male	Female	Total	Male	Female	Total	Male	Female	Total
Foreign Banks	178	225	403	5,266	3,418	8,684	15,790	23,543	39,333	2,092	2,339	4,431	23,326	29,525	52,851
Alternatifbank A.Ş.	8	1	9	74	53	127	243	308	551	51	69	120	376	431	807
Arap Türk Bankası A.Ş.	9	0	9	42	9	51	94	68	162	21	16	37	166	93	259
Bank Mellat	3	0	3	7	1	8	23	4	27	4	1	5	37	6	43
Bank of China Turkey A.Ş.	0	0	0	0	0	0	19	11	30	10	6	16	29	17	46
Burgan Bank A.Ş.	3	0	3	54	42	96	406	451	857	71	56	127	534	549	1,083
Citibank A.Ş.	0	0	0	34	8	42	143	145	288	34	42	76	211	195	406
Denizbank A.Ş.	106	217	323	2,279	2,356	4,635	3,194	4,219	7,413	302	333	635	5,881	7,125	13,006
Deutsche Bank A.Ş.	1	0	1	4	1	5	35	53	88	12	14	26	52	68	120
Habib Bank Limited	1	0	1	2	0	2	10	10	20	0	1	1	13	11	24
HSBC Bank A.Ş.	4	0	4	105	62	167	485	950	1,435	82	68	150	676	1,080	1,756
ICBC Turkey Bank A.Ş.	4	0	4	50	13	63	249	315	564	51	54	105	354	382	736
ING Bank A.Ş.	6	0	6	82	15	97	741	1,221	1,962	168	183	351	997	1,419	2,416
Intesa Sanpaolo S.p.A.	0	0	0	1	0	1	8	12	20	6	5	11	15	17	32
JPMorgan Chase Bank N.A.	4	1	5	0	2	2	21	19	40	6	9	15	31	31	62
MUFG Bank Turkey A.Ş.	0	0	0	3	0	3	23	33	56	12	9	21	38	42	80
Odea Bank A.Ş.	3	0	3	34	5	39	360	611	971	83	74	157	480	690	1,170
QNB Finansbank A.Ş.	12	3	15	1,069	508	1,577	3,392	5,907	9,299	380	467	847	4,853	6,885	11,738
Rabobank A.Ş.	0	0	0	1	0	1	7	3	10	11	6	17	19	9	28
Société Générale (SA)	3	0	3	2	3	5	10	9	19	5	1	6	20	13	33
Turkland Bank A.Ş.	2	0	2	32	10	42	94	99	193	19	17	36	147	126	273
Türkiye Garanti Bankası A.Ş.	9	3	12	1,391	330	1,721	6,233	9,095	15,328	764	908	1,672	8,397	10,336	18,733
Development and Investment Banks	84	10	94	297	89	386	2,326	1,551	3,877	1,041	665	1,706	3,748	2,315	6,063
Aktif Yatırım Bankası A.Ş.	1	0	1	47	14	61	239	276	515	48	41	89	335	331	666
Bank of America Yatırım Bank A.Ş.	0	0	0	0	0	0	13	12	25	10	6	16	23	18	41
BankPozitif Kredi ve Kalkınma Bankası A.Ş.	1	0	1	3	1	4	23	19	42	5	3	8	32	23	55
D Yatırım Bankası A.Ş.	2	0	2	7	1	8	19	19	38	6	8	14	34	28	62
Destek Yatırım Bankası A.Ş.	0	0	0	2	1	3	16	16	32	5	1	6	23	18	41
Diler Yatırım Bankası A.Ş.	0	0	0	1	0	1	3	13	16	2	0	2	6	13	19
Golden Global Yatırım Bankası A.Ş.	1	0	1	2	6	8	25	22	47	12	7	19	40	35	75
GSD Yatırım Bankası A.Ş.	0	0	0	2	0	2	21	14	35	2	1	3	25	15	40
İller Bankası A.Ş.	55	2	57	146	26	172	1,276	615	1,891	485	297	782	1,962	940	2,902
İstanbul Takas ve Saklama Bankası A.Ş.	1	0	1	15	7	22	129	116	245	68	36	104	213	159	372
Misyon Yatırım Bankası A.Ş.	0	1	1	2	4	6	32	13	45	31	8	39	65	26	91
Nurol Yatırım Bankası A.Ş.	1	2	3	5	2	7	40	42	82	6	3	9	52	49	101
Pasha Yatırım Bankası A.Ş.	0	0	0	0	3	3	20	19	39	8	8	16	28	30	58
Standard Chartered Yatırım Bankası Türk A.	2	2	4	2	1	3	5	8	13	4	6	10	13	17	30
Türk Eximbank	11	1	12	23	11	34	210	119	329	243	141	384	487	272	759
Türkiye Kalkınma ve Yatırım Bankası A.Ş.	3	1	4	12	3	15	121	87	208	52	33	85	188	124	312
Türkiye Sınai Kalkınma Bankası A.Ş.	6	1	7	28	9	37	134	141	275	54	66	120	222	217	439

Table 3 Bank Employees by Age, June 2023

Banks	Under 17*			18-25			26-35			36-45			46-55			56+			Total		
	Male	Female	Total	Male	Female	Total	Male	Female	Total	Male	Female	Total	Male	Female	Total	Male	Female	Total	Male	Female	Total
Sector Total	1	1	2	4,436	6,756	11,192	31,181	41,121	72,302	42,358	37,475	79,833	13,960	9,953	23,913	1,138	470	1,608	93,074	95,776	188,850
Deposit Banks	0	1	1	4,239	6,595	10,834	29,918	40,226	70,144	41,249	36,765	78,014	13,361	9,622	22,983	559	252	811	89,326	93,461	182,787
State-owned Banks	0	0	0	983	1,312	2,295	12,765	13,772	26,537	17,270	11,390	28,660	4,763	2,541	7,304	69	13	82	35,850	29,028	64,878
Türkiye Cumhuriyeti Ziraat Bankası A.Ş.	0	0	0	311	469	780	4,975	4,564	9,539	7,763	4,073	11,836	2,594	1,122	3,716	41	4	45	15,684	10,232	25,916
Türkiye Halk Bankası A.Ş.	0	0	0	446	629	1,075	4,489	5,225	9,714	5,628	3,504	9,132	1,330	899	2,229	14	6	20	11,907	10,263	22,170
Türkiye Vakıflar Bankası T.A.O.	0	0	0	226	214	440	3,301	3,983	7,284	3,879	3,813	7,692	839	520	1,359	14	3	17	8,259	8,533	16,792
Privately-owned Banks	0	0	0	1,432	2,262	3,694	8,621	13,131	21,752	14,666	15,368	30,034	5,086	3,959	9,045	211	68	279	30,016	34,788	64,804
Akbank T.A.Ş.	0	0	0	224	325	549	1,751	2,419	4,170	2,971	3,254	6,225	1,164	642	1,806	38	14	52	6,148	6,654	12,802
Anadolubank A.Ş.	0	0	0	37	66	103	226	267	493	419	263	682	188	113	301	26	6	32	896	715	1,611
Fibabanka A.Ş.	0	0	0	45	70	115	393	481	874	361	308	669	147	126	273	10	4	14	956	989	1,945
Şekerbank T.A.Ş.	0	0	0	104	221	325	664	866	1,530	563	526	1,089	178	126	304	15	3	18	1,524	1,742	3,266
Turkish Bank A.Ş.	0	0	0	1	4	5	3	9	12	18	14	32	22	24	46	9	3	12	53	54	107
Türk Ekonomi Bankası A.Ş.	0	0	0	279	459	738	1,084	1,734	2,818	1,696	1,848	3,544	631	508	1,139	52	13	65	3,742	4,562	8,304
Türk Ticaret Bankası A.Ş.	0	0	0	0	0	0	1	1	2	0	3	3	6	7	13	4	4	8	11	15	26
Türkiye İş Bankası A.Ş.	0	0	0	404	426	830	2,413	2,866	5,279	6,243	5,578	11,821	1,698	1,350	3,048	24	10	34	10,782	10,230	21,012
Yapı ve Kredi Bankası A.Ş.	0	0	0	338	691	1,029	2,086	4,488	6,574	2,395	3,574	5,969	1,052	1,063	2,115	33	11	44	5,904	9,827	15,731
Banks Under Depo. Insurance Fund	0	0	0	1	3	4	22	36	58	35	42	77	68	36	104	8	3	11	134	120	254
Adabank A.Ş.	0	0	0	0	0	0	0	0	0	4	5	9	4	8	12	1	0	1	9	13	22
Birleşik Fon Bankası A.Ş.	0	0	0	1	3	4	22	36	58	31	37	68	64	28	92	7	3	10	125	107	232

Banks	Under 17*			18-25			26-35			36-45			46-55			56+			Total		
	Male	Female	Total	Male	Female	Total	Male	Female	Total	Male	Female	Total	Male	Female	Total	Male	Female	Total	Male	Female	Total
Foreign Banks	0	1	1	1,823	3,018	4,841	8,510	13,287	21,797	9,278	9,965	19,243	3,444	3,086	6,530	271	168	439	23,326	29,525	52,851
Alternatifbank A.Ş.	0	0	0	36	51	87	89	130	219	173	177	350	71	70	141	7	3	10	376	431	807
Arap Türk Bankası A.Ş.	0	0	0	5	4	9	32	22	54	74	38	112	54	28	82	1	1	2	166	93	259
Bank Mellat	0	0	0	0	0	0	5	1	6	9	1	10	18	4	22	5	0	5	37	6	43
Bank of China Turkey A.Ş.	0	0	0	0	1	1	8	3	11	11	10	21	9	3	12	1	0	1	29	17	46
Burgan Bank A.Ş.	0	0	0	46	37	83	196	179	375	190	215	405	94	109	203	8	9	17	534	549	1,083
Citibank A.Ş.	0	0	0	19	8	27	47	52	99	83	75	158	55	57	112	7	3	10	211	195	406
Denizbank A.Ş.	0	1	1	527	903	1,430	2,007	3,073	5,080	2,457	2,212	4,669	805	850	1,655	85	86	171	5,881	7,125	13,006
Deutsche Bank A.Ş.	0	0	0	1	3	4	8	21	29	29	30	59	13	14	27	1	0	1	52	68	120
Habib Bank Limited	0	0	0	1	0	1	2	0	2	2	2	4	5	9	14	3	0	3	13	11	24
HSBC Bank A.Ş.	0	0	0	33	65	98	161	377	538	276	445	721	200	190	390	6	3	9	676	1,080	1,756
ICBC Turkey Bank A.Ş.	0	0	0	6	12	18	99	145	244	127	140	267	112	82	194	10	3	13	354	382	736
ING Bank A.Ş.	0	0	0	20	32	52	375	786	1,161	403	465	868	189	130	319	10	6	16	997	1,419	2,416
Intesa Sanpaolo S.p.A.	0	0	0	0	0	0	1	5	6	9	6	15	3	5	8	2	1	3	15	17	32
JPMorgan Chase Bank N.A.	0	0	0	2	3	5	9	13	22	12	7	19	8	8	16	0	0	0	31	31	62
MUFG Bank Turkey A.Ş.	0	0	0	2	2	4	5	10	15	15	20	35	14	9	23	2	1	3	38	42	80
Odea Bank A.Ş.	0	0	0	29	54	83	156	274	430	211	273	484	76	85	161	8	4	12	480	690	1,170
QNB Finansbank A.Ş.	0	0	0	446	997	1,443	1,837	3,394	5,231	1,938	1,983	3,921	590	491	1,081	42	20	62	4,853	6,885	11,738
Rabobank A.Ş.	0	0	0	0	0	0	2	0	2	6	6	12	10	3	13	1	0	1	19	9	28
Société Générale (SA)	0	0	0	1	2	3	4	1	5	2	1	3	8	6	14	5	3	8	20	13	33
Turkland Bank A.Ş.	0	0	0	10	10	20	24	27	51	52	56	108	55	31	86	6	2	8	147	126	273
Türkiye Garanti Bankası A.Ş.	0	0	0	639	834	1,473	3,443	4,774	8,217	3,199	3,803	7,002	1,055	902	1,957	61	23	84	8,397	10,336	18,733
Development and Investment Banks	1	0	1	197	161	358	1,263	895	2,158	1,109	710	1,819	599	331	930	579	218	797	3,748	2,315	6,063
Aktif Yatırım Bankası A.Ş.	0	0	0	24	51	75	149	139	288	129	124	253	31	17	48	2	0	2	335	331	666
Bank of America Yatırım Bank A.Ş.	0	0	0	2	0	2	4	1	5	7	11	18	10	6	16	0	0	0	23	18	41
BankPozitif Kredi ve Kalkınma Bankası A.Ş.	0	0	0	1	0	1	5	7	12	13	12	25	11	4	15	2	0	2	32	23	55
D Yatırım Bankası A.Ş.	0	0	0	8	1	9	11	4	15	11	12	23	4	11	15	0	0	0	34	28	62
Destek Yatırım Bankası A.Ş.	0	0	0	0	0	0	5	6	11	11	7	18	6	5	11	1	0	1	23	18	41
Diler Yatırım Bankası A.Ş.	0	0	0	0	0	0	1	2	3	0	7	7	2	4	6	3	0	3	6	13	19
Golden Global Yatırım Bankası A.Ş.	0	0	0	2	4	6	11	13	24	17	13	30	10	5	15	0	0	0	40	35	75
GSD Yatırım Bankası A.Ş.	0	0	0	2	3	5	5	1	6	5	4	9	11	7	18	2	0	2	25	15	40
İller Bankası A.Ş.	0	0	0	88	36	124	573	341	914	411	188	599	341	172	513	549	203	752	1,962	940	2,902
İstanbul Takas ve Saklama Bankası A.Ş.	0	0	0	26	21	47	95	78	173	56	40	96	36	20	56	0	0	0	213	159	372
Misyon Yatırım Bankası A.Ş.	0	0	0	1	2	3	20	11	31	30	8	38	14	5	19	0	0	0	65	26	91
Nurol Yatırım Bankası A.Ş.	0	0	0	1	9	10	14	14	28	21	15	36	13	7	20	3	4	7	52	49	101
Pasha Yatırım Bankası A.Ş.	0	0	0	0	1	1	6	7	13	15	12	27	7	10	17	0	0	0	28	30	58
Standard Chartered Yatırım Bankası Türk A.Ş.	0	0	0	0	0	0	4	3	7	2	8	10	4	5	9	3	1	4	13	17	30
Türk Eximbank	0	0	0	6	3	9	195	114	309	242	131	373	39	24	63	5	0	5	487	272	759
Türkiye Kalkınma ve Yatırım Bankası A.Ş.	0	0	0	7	3	10	80	57	137	71	47	118	23	10	33	7	7	14	188	124	312
Türkiye Sınai Kalkınma Bankası A.Ş.	1	0	1	29	27	56	85	97	182	68	71	139	37	19	56	2	3	5	222	217	439

*Students who continue their compulsory "internship" and "apprenticeship" trainings for high schools and universities are not included. Apart from these, students working with service contracts and on payroll are included.

Table 4 Number of Branches and Employees (2022 - 2023 June)

	No.of Branches			No.of Employees		
	2022 June	2022 Dec.	2023 June	2022 June	2022 Dec.	2023 June
Sector Total	9,752	9,661	9,639	185,656	188,687	188,850
Deposit Banks	9,682	9,590	9,567	180,098	182,987	182,787
State-owned Banks	3,725	3,745	3,770	61,587	62,226	64,878
Türkiye Cumhuriyeti Ziraat Bankası A.Ş.	1,752	1,758	1,766	24,579	24,484	25,916
Türkiye Halk Bankası A.Ş.	1,034	1,038	1,061	20,120	20,781	22,170
Türkiye Vakıflar Bankası T.A.O.	939	949	943	16,888	16,961	16,792
Privately-owned Banks	3,532	3,496	3,483	65,919	67,409	64,804
Akbank T.A.Ş.	711	711	713	12,230	12,717	12,802
Anadolubank A.Ş.	116	116	116	1,649	1,671	1,611
Fibabanka A.Ş.	45	44	44	1,799	1,979	1,945
Şekerbank T.A.Ş.	238	238	238	3,414	3,427	3,266
Turkish Bank A.Ş.	7	6	6	135	120	107
Türk Ekonomi Bankası A.Ş.	457	448	452	8,501	8,723	8,304
Türk Ticaret Bankası A.Ş.	1	1	1	31	32	26
Türkiye İş Bankası A.Ş.	1,153	1,131	1,113	22,757	23,309	21,012
Yapı ve Kredi Bankası A.Ş.	804	801	800	15,403	15,431	15,731
Banks Under the Dep.Ins.Fund	2	2	2	258	268	254
Adabank A.Ş.	1	1	1	25	24	22
Birleşik Fon Bankası A.Ş.	1	1	1	233	244	232
Foreign Banks	2,423	2,347	2,312	52,334	53,084	52,851
Alternatifbank A.Ş.	38	33	31	802	847	807
Arap Türk Bankası A.Ş.	7	7	7	279	258	259
Bank Mellat	3	3	3	42	43	43
Bank of China Turkey A.Ş.	1	1	1	43	43	46
Burgan Bank A.Ş.	32	32	32	937	1,020	1,083
Citibank A.Ş.	3	3	3	388	406	406
Denizbank A.Ş.	697	671	651	12,636	13,140	13,006
Deutsche Bank A.Ş.	1	1	1	118	122	120
Habib Bank Limited	1	1	1	26	24	24
HSBC Bank A.Ş.	70	70	67	1,856	1,847	1,756
ICBC Turkey Bank A.Ş.	39	39	39	735	756	736
ING Bank A.Ş.	163	148	148	3,018	2,989	2,416
Intesa Sanpaolo S.p.A.	1	1	1	32	32	32
JPMorgan Chase Bank N.A.	1	1	1	61	62	62
MUFG Bank Turkey A.Ş.	1	1	1	81	80	80
Odea Bank A.Ş.	48	48	48	1,083	1,110	1,170
QNB Finansbank A.Ş.	444	436	436	11,142	11,426	11,738
Rabobank A.Ş.	1	1	1	30	29	28
Société Générale (SA)	1	1	1	34	32	33
Turkland Bank A.Ş.	14	12	12	302	275	273
Türkiye Garanti Bankası A.Ş.	857	837	827	18,689	18,543	18,733
Development and Investment Banks	70	71	72	5,558	5,700	6,063
Aktif Yatırım Bankası A.Ş.	13	13	13	768	793	666
Bank of America Yatırım Bank A.Ş.	1	1	1	39	40	41
BankPozitif Kredi ve Kalkınma Bankası A.Ş.	1	1	1	55	55	55
D Yatırım Bankası A.Ş.	1	1	1	54	56	62
Destek Yatırım Bankası A.Ş.	1	1	1	31	40	41
Diler Yatırım Bankası A.Ş.	1	1	1	17	20	19
Golden Global Yatırım Bankası A.Ş.	1	1	1	50	64	75
GSD Yatırım Bankası A.Ş.	3	3	3	40	41	40
İller Bankası A.Ş.	19	19	19	2,599	2,577	2,902
İstanbul Takas ve Saklama Bankası A.Ş.	1	1	1	310	339	372
Misyon Yatırım Bankası A.Ş.	-	-	1	-	-	91
Nurol Yatırım Bankası A.Ş.	1	1	1	78	97	101
Pasha Yatırım Bankası A.Ş.	1	1	1	59	57	58
Standard Chartered Yatırım Bankası Türk A.Ş.	1	1	1	29	30	30
Türk Eximbank	1	23	23	732	748	759
Türkiye Kalkınma ve Yatırım Bankası A.Ş.	23	1	1	297	305	312
Türkiye Sınai Kalkınma Bankası A.Ş.	1	2	2	400	438	439