

Quarterly Statistics by Banks, Employees and Branches in Banking System

March 2023

Report Code: DE13
May 2023





Contents

	<u>Page No.</u>
Number of Banks.....	i
Number of Employees.....	i
Bank Employees by Gender and Education Level	ii
Number of Branches.....	ii
Number of Employees and Branches per 100.000 People.....	iii

Tables

Table 1	Number of Branches and Employees by Banks and Groups, March 2023.....	1
Table 2	Bank Employees by Sex and Education, as of March 2023.....	2
Table 3	Bank Employees by Age, as of March 2023.....	4
Table 4	Number of Branches and Employees (2022 - 2023 March).....	6


Quarterly Statistics by Banks, Employees and Branches in Banking System¹

March 2023

Number of Banks

The number of deposit, development and investment banks was 58 at the end of March 2023 with 35 in deposit banks group and 17 in development and investment banks group, while there were also 6 participation banks.

Number of Banks in the System



* Banks under the Deposit Insurance Fund

Number of Employees

As of March 2023, the number of employees in deposit banks and development and investment banks was 191,209.

Number of Employees

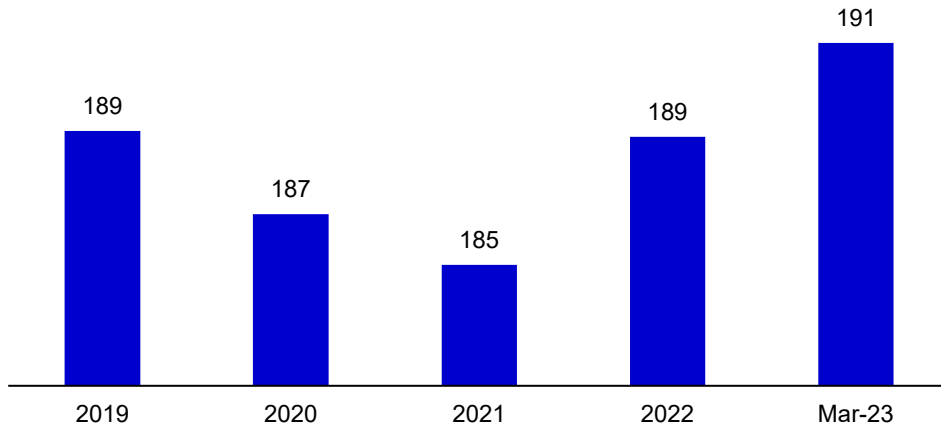
	March 2022	December 2022	March 2023
Deposit banks	179,401	182,987	185,605
Dev't. and inv. banks	5,599	5,700	5,604
Total	185,000	188,687	191,209

The number of employees increased by 2,522 as compared to previous quarter and by 6,209 as compared to March 2022.

The number of employees increased by 6,204 in deposit banks and by 5 in development and investment banks.

¹ -The deposit banks and development and investment banks are included for the figures of employees and branches.

Number of Employees (thousand people)

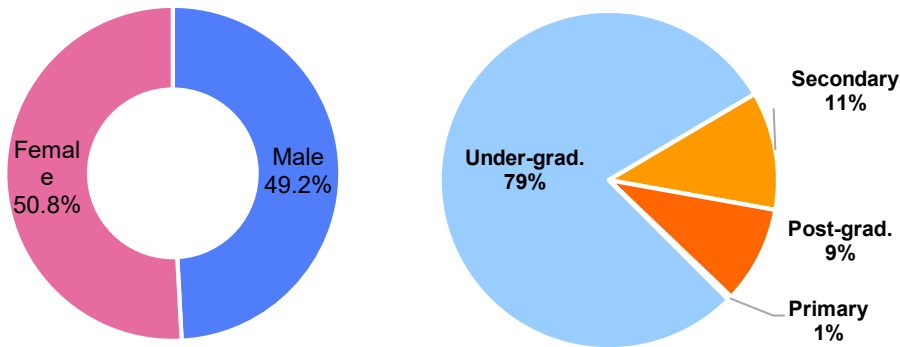


Bank Employees by Gender and Education Level

As of March 2023, 50.8 percent of the employees were female and 49.2 percent were male, regarding the distribution of bank employees by gender.

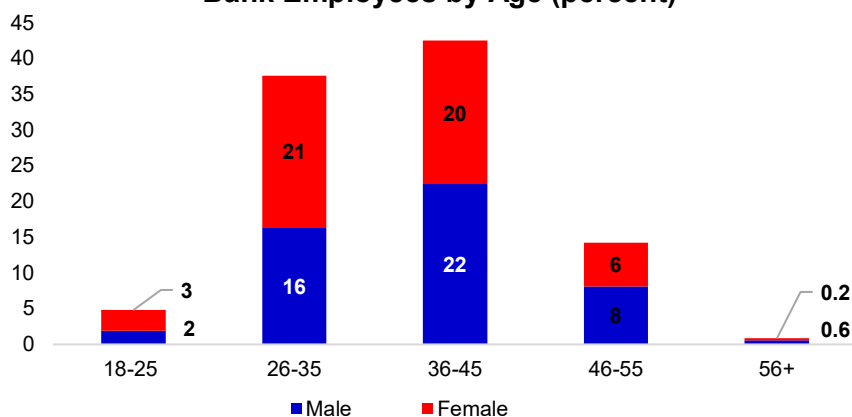
Regarding the education level of bank employees, 79 percent of the employees had undergraduate degrees and 9 percent in postgraduate degrees, as of March 2023. This share of high-school graduates was 11 percent.

Bank Employees by Gender and Education Level



The age distribution of employees in the banking sector has been compiled and published by the Banks Association of Turkey since December 2022. Accordingly, 42 percent of employees are in the 36-45 age range, and 38 percent are in the 26-35 age range.

Bank Employees by Age (percent)



Number of Branches

As of March 2023, the total number of branches in deposit banks and development and investment banks was 9,667.

Number of Branches*

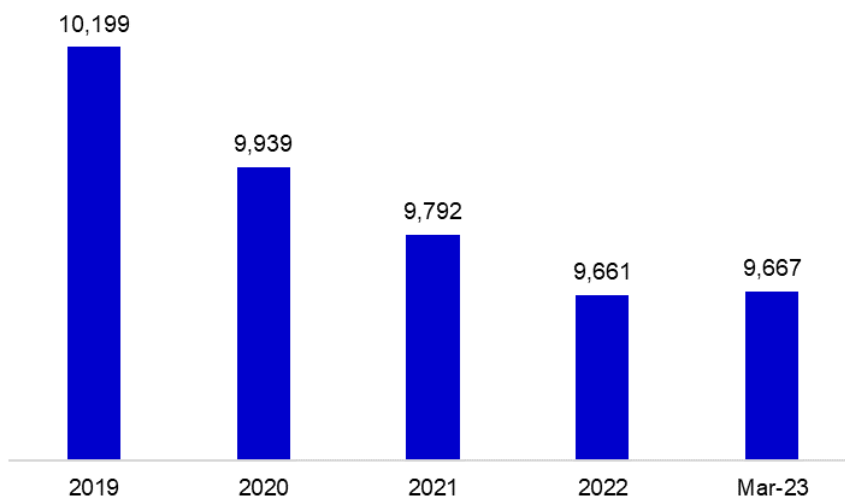
	March 2022	December 2022	March 2023
Deposit banks	9,715	9,590	9,596
Dev't. and inv. banks	71	71	71
Total	9,786	9,661	9,667

* Branches in foreign countries and Turkish Republic of Northern Cyprus are included.

The number of branches decreased by 119, as compared to previous quarter and increased by 6, as compared to March 2023.

The number of branches per bank was 274 in deposit banks at the end of March 2023.

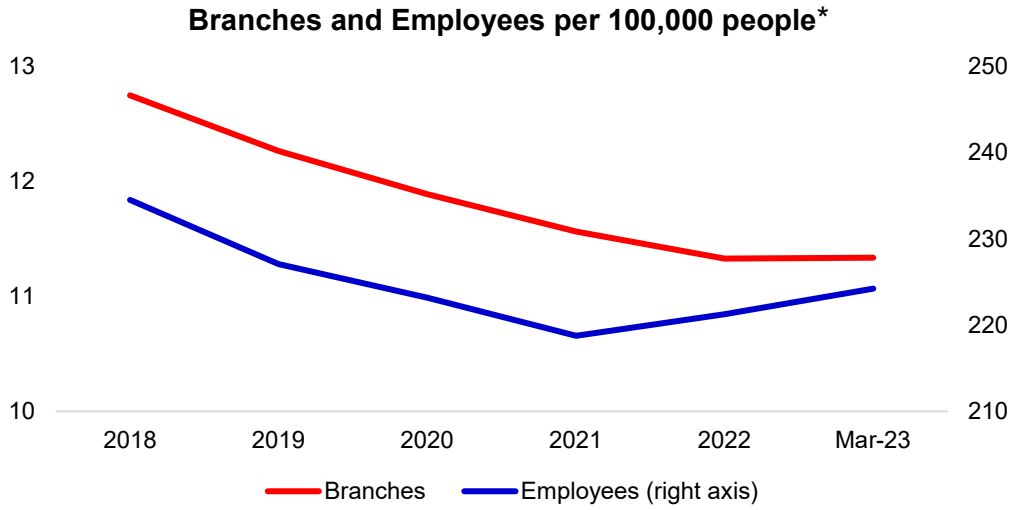
Number of Branches



The rapid growth of non-branch channels and delegation of some services to outsourcing institutions affected the number of employees and branches.

Branches and Employees per 100,000 people

As of March 2023, employees per 100,000 people was 224 and branches per 100,000 people was 11.3.



* 2022 population data were used in the 2023 calculations.

Table 1 Number of Banks, Branches and Employees, March 2023

	No. of Banks	No. of Branches*	No. of Employees		No. of Banks	No. of Branches*	No. of Employees
Sector Total	52	9,667	191,209	Foreign Banks	21	2,343	53,109
Deposit Banks	35	9,596	185,605	Alternatifbank A.Ş.		33	821
State-owned Banks	3	3,756	65,206	Arap Türk Bankası A.Ş.		7	260
Türkiye Cumhuriyeti Ziraat Bankası A.Ş.		1,758	26,047	Bank Mellat		3	43
Türkiye Halk Bankası A.Ş.		1,049	22,121	Bank of China Turkey A.Ş.		1	46
Türkiye Vakıflar Bankası T.A.O.		949	17,038	Burgan Bank A.Ş.		32	1,039
Privately-owned Banks	8	3,494	67,004	Citibank A.Ş.		3	401
Akbank T.A.Ş.		710	12,670	Denizbank A.Ş.		671	13,066
Anadolubank A.Ş.		116	1,623	Deutsche Bank A.Ş.		1	121
Fibabanka A.Ş.		44	1,768	Habib Bank Limited		1	22
Şekerbank T.A.Ş.		238	3,252	HSBC Bank A.Ş.		70	1,822
Turkish Bank A.Ş.		6	112	ICBC Turkey Bank A.Ş.		39	749
Türk Ekonomi Bankası A.Ş.		451	8,593	ING Bank A.Ş.		148	2,942
Türkiye İş Bankası A.Ş.		1,126	23,209	Intesa Sanpaolo S.p.A.		1	32
Yapı ve Kredi Bankası A.Ş.		803	15,777	JPMorgan Chase Bank N.A.		1	62
Banks Under the Depo. Insurance Fund	3	3	286	MUFG Bank Turkey A.Ş.		1	81
Adabank A.Ş.		1	24	Odea Bank A.Ş.		48	1,148
Birleşik Fon Bankası A.Ş.		1	234	QNB Finansbank A.Ş.		436	11,572
Türk Ticaret Bankası A.Ş.		1	28	Rabobank A.Ş.		1	29
				Société Générale (SA)		1	31
				Turkland Bank A.Ş.		12	270
				Türkiye Garanti Bankası A.Ş.		833	18,552
				Development and Investment Banks	17	71	5,604
				Aktif Yatırım Bankası A.Ş.		13	668
				Bank of America Yatırım Bank A.Ş.		1	40
				BankPozitif Kredi ve Kalkınma Bankası A.Ş.		1	55
				D Yatırım Bankası A.Ş.		1	57
				Destek Yatırım Bankası A.Ş.		1	41
				Diler Yatırım Bankası A.Ş.		1	20
				Golden Global Yatırım Bankası A.Ş.		1	70
				GSD Yatırım Bankası A.Ş.		3	40
				İller Bankası A.Ş.		19	2,548
				İstanbul Takas ve Saklama Bankası A.Ş.		1	362
				Misyon Yatırım Bankası A.Ş.**		-	-
				Nurol Yatırım Bankası A.Ş.		1	104
				Pasha Yatırım Bankası A.Ş.		1	58
				Standard Chartered Yatırım Bankası Türk A.Ş.		1	30
				Türk Eximbank		23	755
				Türkiye Kalkınma ve Yatırım Bankası A.Ş.		1	310
				Türkiye Sınai Kalkınma Bankası A.Ş.		2	446

* Branches in foreign countries and Turkish Republic of Northern Cyprus are included.

** Inveo Yatırım Bankası A.Ş. was founded according to the resolution Nr: 9814 of BRSB, dated 23 September 2021, which was published in the Official Gazette 25 September 2021, Nr:31609. Inveo Yatırım Bankası A.Ş. took permission to make banking operations in the "development and investment banks" group, with the resolution Nr: 10437 of BRSB, dated 15 December 2022, which was published in Official Gazette 16 December 2022, Nr:32045. The title of the bank was changed to "Misyon Yatırım Bank A.Ş." in 26 December 2022. The title of the bank have been included in the list of member banks.

***Publication Periods of the Report:**

March: May 1.Week
June: August 1.Week

September: November 1.Week
December: February 1.Week

This report has been prepared from the quarterly statistics of member banks (deposit banks and development and investment banks) that was submitted to the Banks Association of Türkiye. The data of participation banks is not included.

Whilst every effort has been made to ensure that the information contained in this report is correct, the Banks Association of Türkiye can not accept any responsibility for any errors or omissions or for any consequences resulting therefrom.

All rights reserved. No part of this report may be reproduced or transmitted, in any form or by any means, electronic, photocopying or otherwise, without the prior written permission of the Banks Association of Türkiye.

Table 2 Bank Employees by Gender and Education, March 2023

Banks	Primary School			High School			Undergraduate			Postgraduate			Total		
	Male	Female	Total	Male	Female	Total	Male	Female	Total	Male	Female	Total	Male	Female	Total
Sector Total	466	252	718	15,164	6,426	21,590	69,338	81,597	150,935	9,028	8,938	17,966	93,996	97,213	191,209
Deposit Banks	375	243	618	14,855	6,335	21,190	67,269	80,195	147,464	8,046	8,287	16,333	90,545	95,060	185,605
State-owned Banks	84	3	87	5,433	1,019	6,452	27,222	24,882	52,104	3,376	3,187	6,563	36,115	29,091	65,206
Türkiye Cumhuriyeti Ziraat Bankası A.Ş.	50	0	50	3,073	353	3,426	11,422	8,806	20,228	1,278	1,065	2,343	15,823	10,224	26,047
Türkiye Halk Bankası A.Ş.	12	3	15	2,052	490	2,542	8,987	9,004	17,991	856	717	1,573	11,907	10,214	22,121
Türkiye Vakıflar Bankası T.A.O.	22	0	22	308	176	484	6,813	7,072	13,885	1,242	1,405	2,647	8,385	8,653	17,038
Privately-owned Banks	78	6	84	4,060	1,855	5,915	24,051	31,651	55,702	2,534	2,769	5,303	30,723	36,281	67,004
Akbank T.A.Ş.	9	0	9	292	98	390	5,081	5,748	10,829	710	732	1,442	6,092	6,578	12,670
Anadolubank A.Ş.	7	1	8	207	35	242	612	621	1,233	80	60	140	906	717	1,623
Fibabanka A.Ş.	4	1	5	100	56	156	647	749	1,396	112	99	211	863	905	1,768
Şekerbank T.A.Ş.	3	1	4	107	69	176	1,338	1,573	2,911	76	85	161	1,524	1,728	3,252
Turkish Bank A.Ş.	0	0	0	14	9	23	33	42	75	6	8	14	53	59	112
Türk Ekonomi Bankası A.Ş.	9	1	10	568	279	847	2,923	4,085	7,008	365	363	728	3,865	4,728	8,593
Türkiye İş Bankası A.Ş.	33	1	34	2,166	864	3,030	8,742	10,225	18,967	543	635	1,178	11,484	11,725	23,209
Yapı ve Kredi Bankası A.Ş.	13	1	14	606	445	1,051	4,675	8,608	13,283	642	787	1,429	5,936	9,841	15,777
Banks Under Depo. Insurance Fund	8	2	10	59	13	72	71	107	178	12	14	26	150	136	286
Adabank A.Ş.	1	0	1	2	2	4	7	11	18	0	1	1	10	14	24
Birleşik Fon Bankası A.Ş.	5	2	7	57	10	67	57	81	138	10	12	22	129	105	234
Türk Ticaret Bankası A.Ş.	2	0	2	0	1	1	7	15	22	2	1	3	11	17	28

Banks	Primary School			High School			Undergraduate			Postgraduate			Total		
	Male	Female	Total	Male	Female	Total	Male	Female	Total	Male	Female	Total	Male	Female	Total
Foreign Banks	205	232	437	5,303	3,448	8,751	15,925	23,555	39,480	2,124	2,317	4,441	23,557	29,552	53,109
Alternatifbank A.Ş.	8	1	9	70	61	131	244	313	557	54	70	124	376	445	821
Arap Türk Bankası A.Ş.	9	0	9	44	9	53	91	69	160	22	16	38	166	94	260
Bank Mellat	3	0	3	7	1	8	23	4	27	4	1	5	37	6	43
Bank of China Turkey A.Ş.	0	0	0	0	0	0	17	12	29	11	6	17	28	18	46
Burgan Bank A.Ş.	3	0	3	49	36	85	391	441	832	63	56	119	506	533	1,039
Citibank A.Ş.	0	0	0	30	7	37	143	144	287	35	42	77	208	193	401
Denizbank A.Ş.	113	223	336	2,328	2,396	4,724	3,175	4,200	7,375	301	330	631	5,917	7,149	13,066
Deutsche Bank A.Ş.	1	0	1	5	1	6	36	52	88	12	14	26	54	67	121
Habib Bank Limited	1	0	1	2	0	2	11	7	18	0	1	1	14	8	22
HSBC Bank A.Ş.	4	0	4	110	60	170	498	997	1,495	84	69	153	696	1,126	1,822
ICBC Turkey Bank A.Ş.	4	0	4	51	15	66	250	323	573	53	53	106	358	391	749
ING Bank A.Ş.	5	0	5	97	20	117	1,024	1,433	2,457	179	184	363	1,305	1,637	2,942
Intesa Sanpaolo S.p.A.	0	0	0	1	0	1	8	12	20	6	5	11	15	17	32
JPMorgan Chase Bank N.A.	4	1	5	1	2	3	19	21	40	6	8	14	30	32	62
MUFG Bank Turkey A.Ş.	0	0	0	3	0	3	24	32	56	13	9	22	40	41	81
Odea Bank A.Ş.	3	0	3	34	5	39	352	592	944	89	73	162	478	670	1,148
QNB Finansbank A.Ş.	31	4	35	1,063	483	1,546	3,374	5,776	9,150	386	455	841	4,854	6,718	11,572
Rabobank A.Ş.	0	0	0	1	0	1	8	3	11	11	6	17	20	9	29
Société Générale (SA)	3	0	3	2	1	3	10	9	19	5	1	6	20	11	31
Turkland Bank A.Ş.	1	0	1	33	11	44	93	95	188	20	17	37	147	123	270
Türkiye Garanti Bankası A.Ş.	12	3	15	1,372	340	1,712	6,134	9,020	15,154	770	901	1,671	8,288	10,264	18,552
Development and Investment Banks	91	9	100	309	91	400	2,069	1,402	3,471	982	651	1,633	3,451	2,153	5,604
Aktif Yatırım Bankası A.Ş.	1	0	1	48	18	66	235	278	513	44	44	88	328	340	668
Bank of America Yatırım Bank A.Ş.	0	0	0	0	0	0	13	11	24	10	6	16	23	17	40
BankPozitif Kredi ve Kalkınma Bankası A.Ş.	1	0	1	3	2	5	23	18	41	5	3	8	32	23	55
D Yatırım Bankası A.Ş.	2	0	2	3	1	4	16	18	34	9	8	17	30	27	57
Destek Yatırım Bankası A.Ş.	0	0	0	1	1	2	16	16	32	6	1	7	23	18	41
Diler Yatırım Bankası A.Ş.	0	0	0	1	0	1	4	13	17	2	0	2	7	13	20
Golden Global Yatırım Bankası A.Ş.	1	0	1	2	6	8	22	21	43	10	8	18	35	35	70
GSD Yatırım Bankası A.Ş.	0	0	0	2	0	2	20	15	35	2	1	3	24	16	40
İller Bankası A.Ş.	58	2	60	150	26	176	1,081	477	1,558	468	286	754	1,757	791	2,548
İstanbul Takas ve Saklama Bankası A.Ş.	1	0	1	17	7	24	120	116	236	64	37	101	202	160	362
Nurol Yatırım Bankası A.Ş.	3	2	5	5	1	6	37	47	84	6	3	9	51	53	104
Pasha Yatırım Bankası A.Ş.	0	0	0	0	3	3	20	19	39	8	8	16	28	30	58
Standard Chartered Yatırım Bankası Türk A.Ş.	2	2	4	2	1	3	6	7	13	4	6	10	14	16	30
Türk Eximbank	13	1	14	32	12	44	197	114	311	241	145	386	483	272	755
Türkiye Kalkınma ve Yatırım Bankası A.Ş.	3	1	4	13	3	16	120	87	207	50	33	83	186	124	310
Türkiye Sınai Kalkınma Bankası A.Ş.	6	1	7	30	10	40	139	145	284	53	62	115	228	218	446

Table 3 Bank Employees by Age, March 2023

Banks	Under 17*			18-25			26-35			36-45			46-55			56+			Total		
	Male	Female	Total	Male	Female	Total	Male	Female	Total	Male	Female	Total	Male	Female	Total	Male	Female	Total	Male	Female	Total
Sector Total	1	4	5	4,238	6,354	10,592	31,291	41,017	72,308	42,405	37,958	80,363	14,934	11,425	26,359	1,127	455	1,582	93,996	97,213	191,209
Deposit Banks	0	4	4	4,126	6,231	10,357	30,194	40,227	70,421	41,352	37,267	78,619	14,329	11,093	25,422	544	238	782	90,545	95,060	185,605
State-owned Banks	0	4	4	1,094	1,385	2,479	13,209	14,055	27,264	16,862	10,971	27,833	4,891	2,664	7,555	59	12	71	36,115	29,091	65,206
Türkiye Cumhuriyeti Ziraat Bankası A.Ş.	0	0	0	358	487	845	5,154	4,638	9,792	7,641	3,951	11,592	2,633	1,144	3,777	37	4	41	15,823	10,224	26,047
Türkiye Halk Bankası A.Ş.	0	4	4	471	663	1,134	4,591	5,172	9,763	5,483	3,431	8,914	1,350	939	2,289	12	5	17	11,907	10,214	22,121
Türkiye Vakıflar Bankası T.A.O.	0	0	0	265	235	500	3,464	4,245	7,709	3,738	3,589	7,327	908	581	1,489	10	3	13	8,385	8,653	17,038
Privately-owned Banks	0	0	0	1,326	1,973	3,299	8,244	12,777	21,021	15,101	16,220	31,321	5,848	5,248	11,096	204	63	267	30,723	36,281	67,004
Akbank T.A.Ş.	0	0	0	213	306	519	1,732	2,390	4,122	2,962	3,232	6,194	1,148	636	1,784	37	14	51	6,092	6,578	12,670
Anadolubank A.Ş.	0	0	0	36	73	109	235	259	494	424	265	689	184	113	297	27	7	34	906	717	1,623
Fibabanka A.Ş.	0	0	0	44	70	114	401	478	879	354	296	650	55	55	110	9	6	15	863	905	1,768
Şekerbank T.A.Ş.	0	0	0	76	166	242	641	871	1,512	619	558	1,177	174	130	304	14	3	17	1,524	1,728	3,252
Turkish Bank A.Ş.	0	0	0	0	6	6	4	11	15	19	21	40	21	19	40	9	2	11	53	59	112
Türk Ekonomi Bankası A.Ş.	0	0	0	284	445	729	1,028	1,728	2,756	1,750	1,926	3,676	751	616	1,367	52	13	65	3,865	4,728	8,593
Türkiye İş Bankası A.Ş.	0	0	0	353	350	703	2,263	2,772	5,035	6,557	6,219	12,776	2,290	2,375	4,665	21	9	30	11,484	11,725	23,209
Yapı ve Kredi Bankası A.Ş.	0	0	0	320	557	877	1,940	4,268	6,208	2,416	3,703	6,119	1,225	1,304	2,529	35	9	44	5,936	9,841	15,777
Banks Under Depo. Insurance Fund	0	0	0	1	3	4	22	35	57	37	47	84	77	45	122	13	6	19	150	136	286
Adabank A.Ş.	0	0	0	0	0	0	0	0	0	4	5	9	5	9	14	1	0	1	10	14	24
Birleşik Fon Bankası A.Ş.	0	0	0	1	3	4	21	34	55	33	39	72	66	27	93	8	2	10	129	105	234
Türk Ticaret Bankası A.Ş.	0	0	0	0	0	0	1	1	2	0	3	3	6	9	15	4	4	8	11	17	28

Banks	Under 17*			18-25			26-35			36-45			46-55			56+			Total		
	Male	Female	Total	Male	Female	Total	Male	Female	Total	Male	Female	Total	Male	Female	Total	Male	Female	Total	Male	Female	Total
Foreign Banks	0	0	0	1,705	2,870	4,575	8,719	13,360	22,079	9,352	10,029	19,381	3,513	3,136	6,649	268	157	425	23,557	29,552	53,109
Alternatifbank A.Ş.	0	0	0	30	47	77	88	133	221	189	178	367	62	86	148	7	1	8	376	445	821
Arap Türk Bankası A.Ş.	0	0	0	5	3	8	30	22	52	76	40	116	54	28	82	1	1	2	166	94	260
Bank Mellat	0	0	0	0	0	0	5	1	6	9	1	10	18	4	22	5	0	5	37	6	43
Bank of China Turkey A.Ş.	0	0	0	0	1	1	6	3	9	12	11	23	9	3	12	1	0	1	28	18	46
Burgan Bank A.Ş.	0	0	0	42	38	80	184	167	351	180	213	393	93	106	199	7	9	16	506	533	1,039
Citibank A.Ş.	0	0	0	15	7	22	48	48	96	83	78	161	55	57	112	7	3	10	208	193	401
Denizbank A.Ş.	0	0	0	538	970	1,508	2,041	3,050	5,091	2,451	2,215	4,666	799	835	1,634	88	79	167	5,917	7,149	13,066
Deutsche Bank A.Ş.	0	0	0	2	3	5	13	22	35	26	29	55	12	13	25	1	0	1	54	67	121
Habib Bank Limited	0	0	0	0	0	0	3	0	3	3	1	4	5	7	12	3	0	3	14	8	22
HSBC Bank A.Ş.	0	0	0	33	69	102	166	419	585	283	447	730	209	188	397	5	3	8	696	1,126	1,822
ICBC Turkey Bank A.Ş.	0	0	0	11	24	35	100	142	242	130	148	278	110	75	185	7	2	9	358	391	749
ING Bank A.Ş.	0	0	0	46	40	86	551	954	1,505	483	494	977	212	143	355	13	6	19	1,305	1,637	2,942
Intesa Sanpaolo S.p.A.	0	0	0	0	0	0	1	9	10	9	2	11	3	5	8	2	1	3	15	17	32
JPMorgan Chase Bank N.A.	0	0	0	2	3	5	10	12	22	11	10	21	7	7	14	0	0	0	30	32	62
MUFG Bank Turkey A.Ş.	0	0	0	2	1	3	7	9	16	15	23	38	14	7	21	2	1	3	40	41	81
Odea Bank A.Ş.	0	0	0	35	57	92	157	267	424	209	260	469	69	83	152	8	3	11	478	670	1,148
QNB Finansbank A.Ş.	0	0	0	415	851	1,266	1,853	3,368	5,221	1,952	1,988	3,940	593	490	1,083	41	21	62	4,854	6,718	11,572
Rabobank A.Ş.	0	0	0	0	0	0	2	0	2	7	6	13	10	3	13	1	0	1	20	9	29
Société Générale (SA)	0	0	0	1	0	1	4	1	5	2	1	3	8	6	14	5	3	8	20	11	31
Turkland Bank A.Ş.	0	0	0	11	9	20	23	29	52	50	55	105	57	28	85	6	2	8	147	123	270
Türkiye Garanti Bankası A.Ş.	0	0	0	517	747	1,264	3,427	4,704	8,131	3,172	3,829	7,001	1,114	962	2,076	58	22	80	8,288	10,264	18,552
Development and Investment Banks	1	0	1	112	123	235	1,097	790	1,887	1,053	691	1,744	605	332	937	583	217	800	3,451	2,153	5,604
Aktif Yatırım Bankası A.Ş.	0	0	0	18	45	63	142	148	290	133	125	258	33	22	55	2	0	2	328	340	668
Bank of America Yatırım Bank A.Ş.	0	0	0	2	0	2	4	1	5	7	11	18	10	5	15	0	0	0	23	17	40
BankPozitif Kredi ve Kalkınma Bankası A.Ş.	0	0	0	1	0	1	5	8	13	13	11	24	11	4	15	2	0	2	32	23	55
D Yatırım Bankası A.Ş.	0	0	0	3	1	4	12	3	15	10	12	22	5	11	16	0	0	0	30	27	57
Destek Yatırım Bankası A.Ş.	0	0	0	0	0	0	4	6	10	11	7	18	7	5	12	1	0	1	23	18	41
Diler Yatırım Bankası A.Ş.	0	0	0	0	0	0	2	2	4	0	7	7	2	4	6	3	0	3	7	13	20
Golden Global Yatırım Bankası A.Ş.	0	0	0	2	5	7	11	12	23	13	12	25	9	6	15	0	0	0	35	35	70
GSD Yatırım Bankası A.Ş.	0	0	0	1	4	5	5	1	6	5	4	9	11	7	18	2	0	2	24	16	40
İller Bankası A.Ş.	0	0	0	14	5	19	460	235	695	382	177	559	348	173	521	553	201	754	1,757	791	2,548
İstanbul Takas ve Saklama Bankası A.Ş.	0	0	0	20	20	40	88	80	168	57	40	97	37	20	57	0	0	0	202	160	362
Nurol Yatırım Bankası A.Ş.	0	0	0	2	9	11	14	19	33	19	14	33	13	7	20	3	4	7	51	53	104
Pasha Yatırım Bankası A.Ş.	0	0	0	0	1	1	6	7	13	15	12	27	7	10	17	0	0	0	28	30	58
Standard Chartered Yatırım Bankası Türk A.Ş.	0	0	0	0	0	0	1	2	3	6	8	14	4	5	9	3	1	4	14	16	30
Türk Eximbank	0	0	0	4	1	5	185	113	298	240	131	371	48	26	74	6	1	7	483	272	755
Türkiye Kalkınma ve Yatırım Bankası A.Ş.	0	0	0	9	4	13	76	58	134	71	47	118	23	8	31	7	7	14	186	124	310
Türkiye Sınai Kalkınma Bankası A.Ş.	1	0	1	36	28	64	82	95	177	71	73	144	37	19	56	1	3	4	228	218	446

*Students who continue their compulsory "internship" and "apprenticeship" trainings for high schools and universities are not included. Apart from these, students working with service contracts and on payroll are included.

Table 4 Number of Branches and Employees (2022 - 2023 March)

	No.of Branches			No.of Employees		
	2022 March	2022 Dec.	2023 March	2022 March	2022 Dec.	2023 March
Sector Total	9,786	9,661	9,667	185,000	188,687	191,209
Deposit Banks	9,715	9,590	9,596	179,401	182,987	185,605
State-owned Banks	3,714	3,745	3,756	61,485	62,226	65,206
Türkiye Cumhuriyeti Ziraat Bankası A.Ş.	1,751	1,758	1,758	24,423	24,484	26,047
Türkiye Halk Bankası A.Ş.	1,026	1,038	1,049	20,185	20,781	22,121
Türkiye Vakıflar Bankası T.A.O.	937	949	949	16,877	16,961	17,038
Privately-owned Banks	3,563	3,495	3,494	65,824	67,377	67,004
Akbank T.A.Ş.	711	711	710	12,195	12,717	12,670
Anadolubank A.Ş.	116	116	116	1,661	1,671	1,623
Fibabanka A.Ş.	46	44	44	1,709	1,979	1,768
Şekerbank T.A.Ş.	238	238	238	3,448	3,427	3,252
Turkish Bank A.Ş.	8	6	6	135	120	112
Türk Ekonomi Bankası A.Ş.	455	448	451	8,595	8,723	8,593
Türkiye İş Bankası A.Ş.	1,184	1,131	1,126	22,614	23,309	23,209
Yapı ve Kredi Bankası A.Ş.	805	801	803	15,467	15,431	15,777
Banks Under the Dep.Ins.Fund	2	3	3	251	300	286
Adabank A.Ş.	1	1	1	25	24	24
Birleşik Fon Bankası A.Ş.	1	1	1	226	244	234
Türk Ticaret Bankası A.Ş.	-	1	1	-	32	28
Foreign Banks	2,436	2,347	2,343	51,841	53,084	53,109
Alternatifbank A.Ş.	38	33	33	820	847	821
Arap Türk Bankası A.Ş.	7	7	7	280	258	260
Bank Mellat	3	3	3	44	43	43
Bank of China Turkey A.Ş.	1	1	1	45	43	46
Burgan Bank A.Ş.	32	32	32	932	1,020	1,039
Citibank A.Ş.	3	3	3	385	406	401
Denizbank A.Ş.	695	671	671	12,498	13,140	13,066
Deutsche Bank A.Ş.	1	1	1	115	122	121
Habib Bank Limited	1	1	1	25	24	22
HSBC Bank A.Ş.	70	70	70	1,863	1,847	1,822
ICBC Turkey Bank A.Ş.	39	39	39	736	756	749
ING Bank A.Ş.	167	148	148	3,045	2,989	2,942
Intesa Sanpaolo S.p.A.	1	1	1	33	32	32
JPMorgan Chase Bank N.A.	1	1	1	60	62	62
MUFG Bank Turkey A.Ş.	1	1	1	80	80	81
Odea Bank A.Ş.	47	48	48	1,115	1,110	1,148
QNB Finansbank A.Ş.	445	436	436	10,887	11,426	11,572
Rabobank A.Ş.	1	1	1	31	29	29
Société Générale (SA)	1	1	1	33	32	31
Turkland Bank A.Ş.	14	12	12	308	275	270
Türkiye Garanti Bankası A.Ş.	868	837	833	18,506	18,543	18,552
Development and Investment Banks	71	71	71	5,599	5,700	5,604
Aktif Yatırım Bankası A.Ş.	13	13	13	786	793	668
Bank of America Yatırım Bank A.Ş.	1	1	1	37	40	40
BankPozitif Kredi ve Kalkınma Bankası A.Ş.	1	1	1	54	55	55
D Yatırım Bankası A.Ş.	1	1	1	44	56	57
Destek Yatırım Bankası A.Ş.	1	1	1	29	40	41
Diler Yatırım Bankası A.Ş.	1	1	1	18	20	20
Golden Global Yatırım Bankası A.Ş.	1	1	1	47	64	70
GSD Yatırım Bankası A.Ş.	3	3	3	41	41	40
İller Bankası A.Ş.	19	19	19	2,619	2,577	2,548
İstanbul Takas ve Saklama Bankası A.Ş.	1	1	1	296	339	362
Nurol Yatırım Bankası A.Ş.	1	1	1	78	97	104
Pasha Yatırım Bankası A.Ş.	1	1	1	61	57	58
Standard Chartered Yatırım Bankası Türk A.Ş.	1	1	1	31	30	30
Türk Eximbank	1	23	23	747	748	755
Türkiye Kalkınma ve Yatırım Bankası A.Ş.	23	1	1	295	305	310
Türkiye Sınai Kalkınma Bankası A.Ş.	2	2	2	416	438	446