

# Quarterly Statistics by Banks, Employees and Branches in Banking System

September 2022

Report Code: DE13  
October 2022





## Contents

	<u>Page No.</u>
Number of Banks.....	i
Number of Employees.....	i
Bank Employees by Gender and Education Level .....	ii
Number of Branches.....	ii
Number of Employees and Branches per 100.000 People.....	iii

### Tables

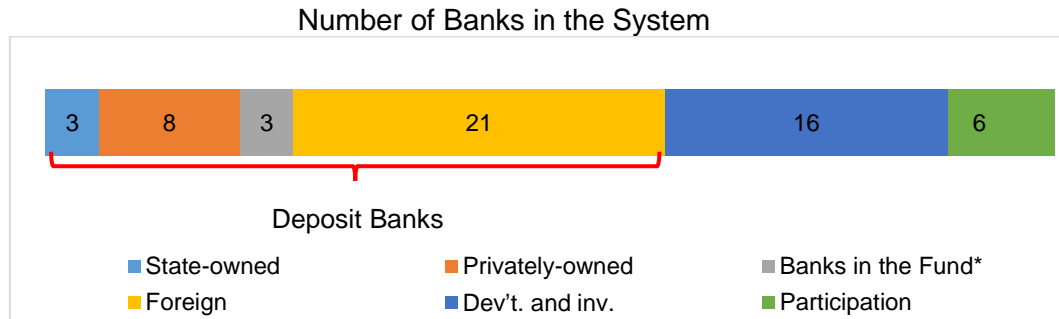
Table 1	Number of Branches and Employees by Banks and Groups, September 2022.....	1
Table 2	Bank Employees by Sex and Education, as of September 2022.....	2
Table 3	Bank Employees by Age, as of September 2022.....	4
Table 4	Number of Branches and Employees (2021 - 2022 September).....	6

## Quarterly Statistics by Banks, Employees and Branches in Banking System<sup>1</sup>

September 2022

### Number of Banks

The number of deposit, development and investment banks was 57 at the end of September 2022 with 35 in deposit banks group and 16 in development and investment banks group, while there were also 6 participation banks. Operating licenses have been granted to Destek Yatırım Bankası at February 2022 and to Türk Ticaret Bankası at April 2022.



\* Banks under the Deposit Insurance Fund

### Number of Employees

As of September 2022, the number of employees in deposit banks and development and investment banks was 187,586.

#### Number of Employees

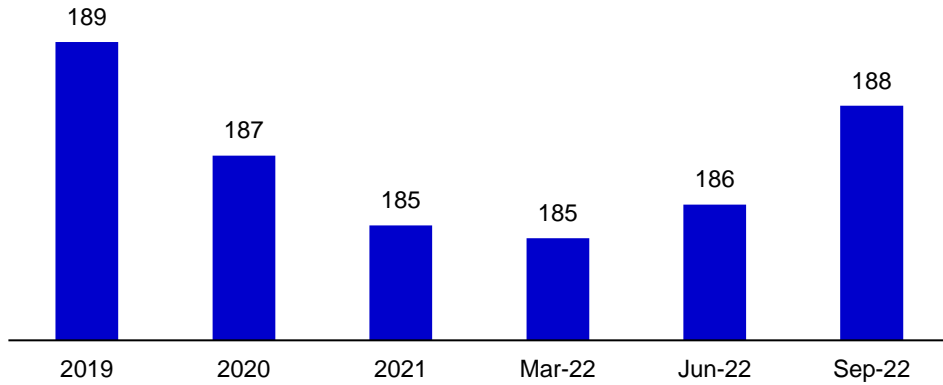
	September 2021	December 2021	September 2022
Deposit banks	179,281	179,681	181,953
Dev't. and inv. banks	5,413	5,567	5,633
<b>Total</b>	<b>184,694</b>	<b>185,248</b>	<b>187,586</b>

The number of employees increased by 1,930 as compared to previous quarter and by 2,892 as compared to September 2021.

The number of employees increased by 2,672 in deposit banks and by 220 in development and investment banks.

<sup>1</sup> -The deposit banks and development and investment banks are included for the figures of employees and branches.

### Number of Employees (thousand people)

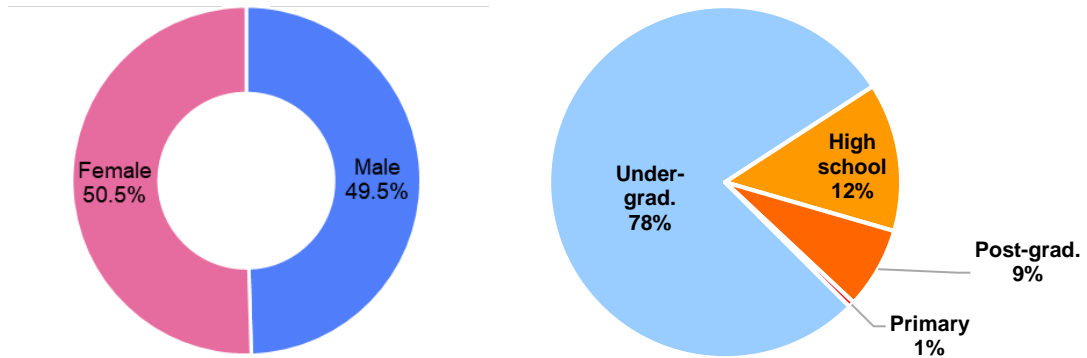


### Bank Employees by Gender and Education Level

As of September 2022, 50.5 percent of the employees were female and 49.5 percent were male, regarding the distribution of bank employees by gender.

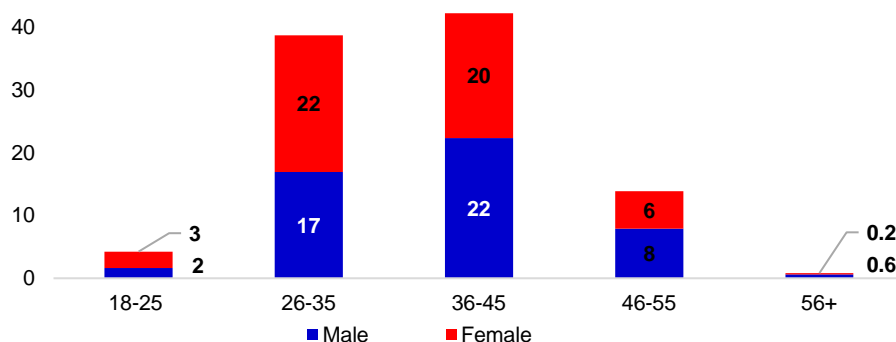
Regarding the education level of bank employees, 78 percent of the employees had undergraduate degrees and 9 percent in postgraduate degrees, as of September 2022. This figure was 12 percent in high-school graduates.

### Bank Employees by Gender and Education Level



The age distribution of employees in the banking sector has been compiled and published by the Banks Association of Turkey since June 2022. Accordingly, 42 percent of employees are in the 36-45 age range, and 39 percent are in the 26-35 age range.

### Bank Employees by Age (percent)



### Number of Branches

As of September 2022, the total number of branches in deposit banks and development and investment banks was 9,712.

#### Number of Branches\*

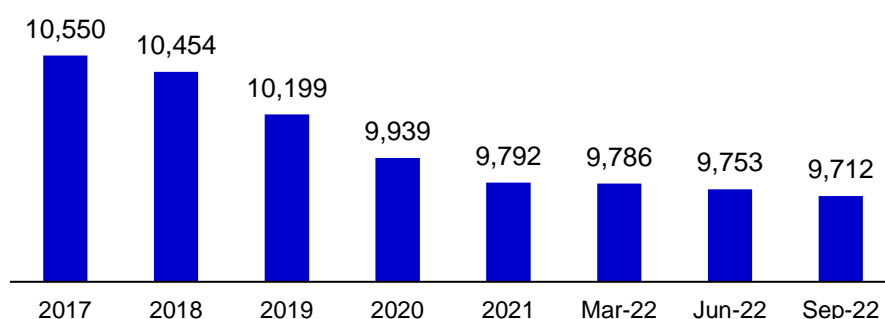
	September 2021	December 2021	September 2022
Deposit banks	9,795	9,724	9,641
Dev't. and inv. banks	68	68	71
<b>Total</b>	<b>9,863</b>	<b>9,792</b>	<b>9,712</b>

\* Branches in foreign countries and Turkish Republic of Northern Cyprus are included.

The number of branches decreased by 41, as compared to previous quarter and by 80, as compared to September 2021.

The number of branches per bank was 275 in deposit banks at the end of September 2022.

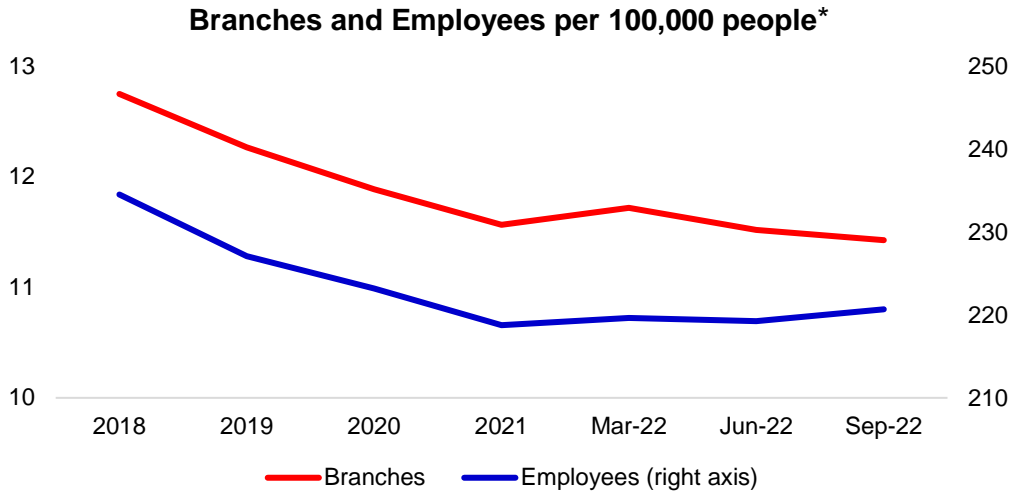
### Number of Branches



The rapid growth of non-branch channels and delegation of some services to outsourcing institutions affected the number of employees and branches.

## Branches and Employees per 100,000 people

As of September 2022, employees per 100,000 people was 221 and branches per 100,000 people was 11.4.



\* 2021 population data were used in the 2022 calculations.

**Table 1 Number of Banks, Branches and Employees, September 2022**

	No. of Banks	No. of Branches*	No. of Employees		No. of Banks	No. of Branches*	No. of Employees
<b>Sector Total</b>	<b>51</b>	<b>9,712</b>	<b>187,586</b>	<b>Foreign Banks</b>	<b>21</b>	<b>2,390</b>	<b>53,035</b>
<b>Deposit Banks</b>	<b>35</b>	<b>9,641</b>	<b>181,953</b>	Alternatifbank A.Ş.		38	837
<b>State-owned Banks</b>	<b>3</b>	<b>3,731</b>	<b>61,776</b>	Arap Türk Bankası A.Ş.		7	265
Türkiye Cumhuriyeti Ziraat Bankası A.Ş.		1,756	24,531	Bank Mellat		3	43
Türkiye Halk Bankası A.Ş.		1,036	20,395	Bank of China Turkey A.Ş.		1	44
Türkiye Vakıflar Bankası T.A.O.		939	16,850	Burgan Bank A.Ş.		32	993
<b>Privately-owned Banks</b>	<b>8</b>	<b>3,517</b>	<b>66,849</b>	Citibank A.Ş.		3	398
Akbank T.A.Ş.		713	12,470	Denizbank A.Ş.		679	12,892
Anadolubank A.Ş.		116	1,666	Deutsche Bank A.Ş.		1	122
Fibabanka A.Ş.		44	1,867	Habib Bank Limited		1	26
Şekerbank T.A.Ş.		238	3,433	HSBC Bank A.Ş.		70	1,879
Turkish Bank A.Ş.		7	136	ICBC Turkey Bank A.Ş.		39	737
Türk Ekonomi Bankası A.Ş.		457	8,594	ING Bank A.Ş.		160	3,004
Türkiye İş Bankası A.Ş.		1,140	22,925	Intesa Sanpaolo S.p.A.		1	33
Yapı ve Kredi Bankası A.Ş.		802	15,758	JPMorgan Chase Bank N.A.		1	60
<b>Banks Under the Depo. Insurance Fund</b>	<b>3</b>	<b>3</b>	<b>293</b>	MUFG Bank Turkey A.Ş.		1	84
Adabank A.Ş.		1	25	Odea Bank A.Ş.		48	1,105
Birleşik Fon Bankası A.Ş.		1	236	QNB Finansbank A.Ş.		440	11,383
Türk Ticaret Bankası A.Ş.**		1	32	Rabobank A.Ş.		1	29
				Société Générale (SA)		1	34
				Turkland Bank A.Ş.		14	301
				Türkiye Garanti Bankası A.Ş.		849	18,766
				<b>Development and Investment Banks</b>	<b>16</b>	<b>71</b>	<b>5,633</b>
				Aktif Yatırım Bankası A.Ş.		13	800
				Bank of America Yatırım Bank A.Ş.		1	40
				BankPozitif Kredi ve Kalkınma Bankası A.Ş.		1	55
				D Yatırım Bankası A.Ş.		1	56
				Destek Yatırım Bankası A.Ş.**		1	36
				Diler Yatırım Bankası A.Ş.		1	18
				Golden Global Yatırım Bankası A.Ş.		1	55
				GSD Yatırım Bankası A.Ş.		3	41
				İller Bankası A.Ş.		19	2,588
				İstanbul Takas ve Saklama Bankası A.Ş.		1	322
				Nurol Yatırım Bankası A.Ş.		1	84
				Pasha Yatırım Bankası A.Ş.		1	53
				Standard Chartered Yatırım Bankası Türk A.Ş.		1	30
				Türk Eximbank		23	744
				Türkiye Kalkınma ve Yatırım Bankası A.Ş.		1	300
				Türkiye Sınai Kalkınma Bankası A.Ş.		2	411

\* Branches in foreign countries and Turkish Republic of Northern Cyprus are included.

\*\* Türk Ticaret Bankası A.Ş. has been taken the permission to make banking operations in the "Banks Under the Depo. Insurance Fund" group, with the resolution Nr: 9895 of BRSB, dated 5 November 2021 (which was published in Official Gazette dated November 20, 2021, Nr:31665). Destek Yatırım Bankası A.Ş. has been taken the permission to make banking operations in the "Development and Investment Banks" group, with the resolution Nr: 10024 of BRSB, dated 6 January 2022 (which was published in Official Gazette dated January 8, 2022, Nr:31713). The titles of the banks have been included in the list of member banks. Destek Yatırım Bankası A.Ş. has started its banking operations in February 25, 2022 and Türk Ticaret Bankası A.Ş. has started its banking operations in April 29, 2022.

This report has been prepared from the quarterly statistics of member banks (deposit banks and development and investment banks) that was submitted to the Banks Association of Türkiye. The data of participation banks is not included. Whilst every effort has been made to ensure that the information contained in this report is correct, the Banks Association of Türkiye can not accept any responsibility for any errors or omissions or for any consequences resulting therefrom.

**Table 2 Bank Employees by Gender and Education, September 2022**

Banks	Primary School			High School			Undergraduate			Postgraduate			Total		
	Male	Female	Total	Male	Female	Total	Male	Female	Total	Male	Female	Total	Male	Female	Total
<b>Sector Total</b>	<b>519</b>	<b>254</b>	<b>773</b>	<b>15,544</b>	<b>6,605</b>	<b>22,149</b>	<b>67,907</b>	<b>79,102</b>	<b>147,009</b>	<b>8,921</b>	<b>8,734</b>	<b>17,655</b>	<b>92,891</b>	<b>94,695</b>	<b>187,586</b>
<b>Deposit Banks</b>	<b>419</b>	<b>243</b>	<b>662</b>	<b>15,224</b>	<b>6,514</b>	<b>21,738</b>	<b>65,784</b>	<b>77,746</b>	<b>143,530</b>	<b>7,932</b>	<b>8,091</b>	<b>16,023</b>	<b>89,359</b>	<b>92,594</b>	<b>181,953</b>
<b>State-owned Banks</b>	<b>121</b>	<b>0</b>	<b>121</b>	<b>5,472</b>	<b>1,042</b>	<b>6,514</b>	<b>25,956</b>	<b>22,808</b>	<b>48,764</b>	<b>3,294</b>	<b>3,083</b>	<b>6,377</b>	<b>34,843</b>	<b>26,933</b>	<b>61,776</b>
Türkiye Cumhuriyeti Ziraat Bankası A.Ş.	53	0	53	3,061	374	3,435	10,861	7,870	18,731	1,269	1,043	2,312	15,244	9,287	24,531
Türkiye Halk Bankası A.Ş.	30	0	30	2,018	449	2,467	8,361	7,991	16,352	853	693	1,546	11,262	9,133	20,395
Türkiye Vakıflar Bankası T.A.O.	38	0	38	393	219	612	6,734	6,947	13,681	1,172	1,347	2,519	8,337	8,513	16,850
<b>Privately-owned Banks</b>	<b>95</b>	<b>6</b>	<b>101</b>	<b>4,246</b>	<b>1,971</b>	<b>6,217</b>	<b>23,839</b>	<b>31,423</b>	<b>55,262</b>	<b>2,534</b>	<b>2,735</b>	<b>5,269</b>	<b>30,714</b>	<b>36,135</b>	<b>66,849</b>
Akbank T.A.Ş.	15	0	15	309	87	396	4,920	5,706	10,626	703	730	1,433	5,947	6,523	12,470
Anadolubank A.Ş.	10	1	11	210	36	246	632	632	1,264	81	64	145	933	733	1,666
Fibabanka A.Ş.	6	1	7	133	62	195	651	777	1,428	133	104	237	923	944	1,867
Şekerbank T.A.Ş.	5	1	6	130	78	208	1,405	1,645	3,050	83	86	169	1,623	1,810	3,433
Turkish Bank A.Ş.	2	0	2	15	11	26	40	47	87	10	11	21	67	69	136
Türk Ekonomi Bankası A.Ş.	12	1	13	625	300	925	2,913	4,022	6,935	361	360	721	3,911	4,683	8,594
Türkiye İş Bankası A.Ş.	35	1	36	2,199	915	3,114	8,610	10,030	18,640	527	608	1,135	11,371	11,554	22,925
Yapı ve Kredi Bankası A.Ş.	10	1	11	625	482	1,107	4,668	8,564	13,232	636	772	1,408	5,939	9,819	15,758
<b>Banks Under Depo. Insurance Fund</b>	<b>10</b>	<b>2</b>	<b>12</b>	<b>64</b>	<b>14</b>	<b>78</b>	<b>74</b>	<b>104</b>	<b>178</b>	<b>12</b>	<b>13</b>	<b>25</b>	<b>160</b>	<b>133</b>	<b>293</b>
Adabank A.Ş.	1	0	1	2	2	4	8	11	19	0	1	1	11	14	25
Birleşik Fon Bankası A.Ş.	6	2	8	62	10	72	58	77	135	10	11	21	136	100	236
Türk Ticaret Bankası A.Ş.	3	0	3	0	2	2	8	16	24	2	1	3	13	19	32



Banks	Primary School			High School			Undergraduate			Postgraduate			Total		
	Male	Female	Total	Male	Female	Total	Male	Female	Total	Male	Female	Total	Male	Female	Total
<b>Foreign Banks</b>	<b>193</b>	<b>235</b>	<b>428</b>	<b>5,442</b>	<b>3,487</b>	<b>8,929</b>	<b>15,915</b>	<b>23,411</b>	<b>39,326</b>	<b>2,092</b>	<b>2,260</b>	<b>4,352</b>	<b>23,642</b>	<b>29,393</b>	<b>53,035</b>
Alternatifbank A.Ş.	7	1	8	65	59	124	256	331	587	49	69	118	377	460	837
Arap Türk Bankası A.Ş.	10	0	10	47	9	56	86	73	159	22	18	40	165	100	265
Bank Mellat	3	0	3	7	1	8	22	4	26	5	1	6	37	6	43
Bank of China Turkey A.Ş.	0	0	0	0	0	0	18	11	29	10	5	15	28	16	44
Burgan Bank A.Ş.	2	0	2	51	35	86	366	425	791	64	50	114	483	510	993
Citibank A.Ş.	0	0	0	30	10	40	138	145	283	33	42	75	201	197	398
Denizbank A.Ş.	120	227	347	2,340	2,356	4,696	3,171	4,100	7,271	273	305	578	5,904	6,988	12,892
Deutsche Bank A.Ş.	1	0	1	4	1	5	36	53	89	14	13	27	55	67	122
Habib Bank Limited	1	0	1	2	1	3	8	7	15	5	2	7	16	10	26
HSBC Bank A.Ş.	4	0	4	116	69	185	509	1,023	1,532	85	73	158	714	1,165	1,879
ICBC Turkey Bank A.Ş.	4	0	4	52	16	68	249	314	563	51	51	102	356	381	737
ING Bank A.Ş.	6	0	6	136	54	190	1,003	1,458	2,461	172	175	347	1,317	1,687	3,004
Intesa Sanpaolo S.p.A.	0	0	0	1	0	1	10	13	23	4	5	9	15	18	33
JPMorgan Chase Bank N.A.	4	1	5	0	2	2	18	20	38	7	8	15	29	31	60
MUFG Bank Turkey A.Ş.	0	0	0	3	0	3	26	34	60	13	8	21	42	42	84
Odea Bank A.Ş.	3	0	3	30	5	35	343	563	906	90	71	161	466	639	1,105
QNB Finansbank A.Ş.	12	3	15	1,106	507	1,613	3,333	5,592	8,925	384	446	830	4,835	6,548	11,383
Rabobank A.Ş.	0	0	0	1	0	1	8	3	11	11	6	17	20	9	29
Société Générale (SA)	3	0	3	3	2	5	11	9	20	5	1	6	22	12	34
Turkland Bank A.Ş.	1	0	1	37	11	48	104	112	216	20	16	36	162	139	301
Türkiye Garanti Bankası A.Ş.	12	3	15	1,411	349	1,760	6,200	9,121	15,321	775	895	1,670	8,398	10,368	18,766
<b>Development and Investment Banks</b>	<b>100</b>	<b>11</b>	<b>111</b>	<b>320</b>	<b>91</b>	<b>411</b>	<b>2,123</b>	<b>1,356</b>	<b>3,479</b>	<b>989</b>	<b>643</b>	<b>1,632</b>	<b>3,532</b>	<b>2,101</b>	<b>5,633</b>
Aktif Yatırım Bankası A.Ş.	1	0	1	53	21	74	317	299	616	61	48	109	432	368	800
Bank of America Yatırım Bank A.Ş.	0	0	0	0	0	0	13	11	24	10	6	16	23	17	40
BankPozitif Kredi ve Kalkınma Bankası A.Ş.	1	0	1	2	2	4	24	18	42	5	3	8	32	23	55
D Yatırım Bankası A.Ş.	1	0	1	4	2	6	15	16	31	9	9	18	29	27	56
Destek Yatırım Bankası A.Ş.	0	0	0	1	0	1	17	13	30	4	1	5	22	14	36
Diler Yatırım Bankası A.Ş.	0	0	0	1	0	1	3	12	15	2	0	2	6	12	18
Golden Global Yatırım Bankası A.Ş.	1	0	1	3	2	5	22	10	32	9	8	17	35	20	55
GSD Yatırım Bankası A.Ş.	0	0	0	2	0	2	22	15	37	1	1	2	25	16	41
İller Bankası A.Ş.	62	2	64	152	27	179	1,116	488	1,604	464	277	741	1,794	794	2,588
İstanbul Takas ve Saklama Bankası A.Ş.	2	0	2	12	5	17	118	102	220	52	31	83	184	138	322
Nurul Yatırım Bankası A.Ş.	3	2	5	5	1	6	30	31	61	7	5	12	45	39	84
Pasha Yatırım Bankası A.Ş.	0	0	0	1	3	4	15	20	35	6	8	14	22	31	53
Standard Chartered Yatırım Bankası Türk A.	2	2	4	2	1	3	6	7	13	4	6	10	14	16	30
Türk Eximbank	13	2	15	32	11	43	181	103	284	253	149	402	479	265	744
Türkiye Kalkınma ve Yatırım Bankası A.Ş.	7	1	8	12	2	14	110	87	197	49	32	81	178	122	300
Türkiye Sınai Kalkınma Bankası A.Ş.	7	2	9	38	14	52	114	124	238	53	59	112	212	199	411

**Table 3 Bank Employees by Age, September 2022**

Banks	Under 17*			18-25			26-35			36-45			46-55			56+			Total		
	Male	Female	Total	Male	Female	Total	Male	Female	Total	Male	Female	Total	Male	Female	Total	Male	Female	Total	Male	Female	Total
<b>Sector Total</b>	2	0	2	3,824	5,798	9,622	31,502	40,381	71,883	41,815	37,247	79,062	14,618	10,859	25,477	1,130	410	1,540	92,891	94,695	187,586
<b>Deposit Banks</b>	0	0	0	3,695	5,691	9,386	30,342	39,583	69,925	40,778	36,578	77,356	14,001	10,533	24,534	543	209	752	89,359	92,594	181,953
<b>State-owned Banks</b>	0	0	0	508	567	1,075	13,217	13,358	26,575	16,087	10,310	26,397	4,950	2,684	7,634	81	14	95	34,843	26,933	61,776
Türkiye Cumhuriyeti Ziraat Bankası A.Ş.	0	0	0	138	144	282	5,145	4,288	9,433	7,344	3,726	11,070	2,577	1,120	3,697	40	9	49	15,244	9,287	24,531
Türkiye Halk Bankası A.Ş.	0	0	0	218	295	513	4,460	4,627	9,087	5,205	3,265	8,470	1,348	943	2,291	31	3	34	11,262	9,133	20,395
Türkiye Vakıflar Bankası T.A.O.	0	0	0	152	128	280	3,612	4,443	8,055	3,538	3,319	6,857	1,025	621	1,646	10	2	12	8,337	8,513	16,850
<b>Privately-owned Banks</b>	0	0	0	1,230	1,859	3,089	8,192	12,960	21,152	15,451	16,346	31,797	5,644	4,922	10,566	197	48	245	30,714	36,135	66,849
Akbank T.A.Ş.	0	0	0	196	342	538	1,696	2,487	4,183	3,021	3,146	6,167	1,007	541	1,548	27	7	34	5,947	6,523	12,470
Anadolubank A.Ş.	0	0	0	37	70	107	228	266	494	449	272	721	193	119	312	26	6	32	933	733	1,666
Fibabanka A.Ş.	0	0	0	49	77	126	375	461	836	365	300	665	127	102	229	7	4	11	923	944	1,867
Şekerbank T.A.Ş.	0	0	0	77	173	250	677	893	1,570	624	564	1,188	231	177	408	14	3	17	1,623	1,810	3,433
Turkish Bank A.Ş.	0	0	0	0	8	8	10	16	26	24	26	50	24	17	41	9	2	11	67	69	136
Türk Ekonomi Bankası A.Ş.	0	0	0	277	400	677	1,022	1,749	2,771	1,820	1,933	3,753	739	589	1,328	53	12	65	3,911	4,683	8,594
Türkiye İş Bankası A.Ş.	0	0	0	260	224	484	2,272	2,777	5,049	6,711	6,383	13,094	2,104	2,162	4,266	24	8	32	11,371	11,554	22,925
Yapı ve Kredi Bankası A.Ş.	0	0	0	334	565	899	1,912	4,311	6,223	2,437	3,722	6,159	1,219	1,215	2,434	37	6	43	5,939	9,819	15,758
<b>Banks Under Depo. Insurance Fund</b>	0	0	0	2	1	3	21	33	54	38	48	86	87	49	136	12	2	14	160	133	293
Adabank A.Ş.	0	0	0	0	0	0	0	0	0	4	6	10	5	8	13	2	0	2	11	14	25
Birleşik Fon Bankası A.Ş.	0	0	0	2	1	3	20	32	52	33	36	69	74	30	104	7	1	8	136	100	236
Türk Ticaret Bankası A.Ş.	0	0	0	0	0	0	1	1	2	1	6	7	8	11	19	3	1	4	13	19	32

Banks	Under 17*			18-25			26-35			36-45			46-55			56+			Total		
	Male	Female	Total	Male	Female	Total	Male	Female	Total	Male	Female	Total	Male	Female	Total	Male	Female	Total	Male	Female	Total
<b>Foreign Banks</b>	<b>0</b>	<b>0</b>	<b>0</b>	<b>1,955</b>	<b>3,264</b>	<b>5,219</b>	<b>8,912</b>	<b>13,232</b>	<b>22,144</b>	<b>9,202</b>	<b>9,874</b>	<b>19,076</b>	<b>3,320</b>	<b>2,878</b>	<b>6,198</b>	<b>253</b>	<b>145</b>	<b>398</b>	<b>23,642</b>	<b>29,393</b>	<b>53,035</b>
Alternatifbank A.Ş.	0	0	0	33	59	92	91	150	241	176	182	358	70	67	137	7	2	9	377	460	837
Arap Türk Bankası A.Ş.	0	0	0	4	3	7	30	23	53	76	44	120	49	27	76	6	3	9	165	100	265
Bank Mellat	0	0	0	0	0	0	5	1	6	9	1	10	18	4	22	5	0	5	37	6	43
Bank of China Turkey A.Ş.	0	0	0	0	0	0	8	3	11	11	10	21	8	3	11	1	0	1	28	16	44
Burgan Bank A.Ş.	0	0	0	40	32	72	170	160	330	175	210	385	92	98	190	6	10	16	483	510	993
Citibank A.Ş.	0	0	0	30	10	40	106	81	187	59	98	157	6	8	14	0	0	0	201	197	398
Denizbank A.Ş.	0	0	0	535	989	1,524	2,075	2,912	4,987	2,408	2,197	4,605	796	810	1,606	90	80	170	5,904	6,988	12,892
Deutsche Bank A.Ş.	0	0	0	1	3	4	14	23	37	29	29	58	10	12	22	1	0	1	55	67	122
Habib Bank Limited	0	0	0	2	0	2	1	1	2	3	3	6	7	6	13	3	0	3	16	10	26
HSBC Bank A.Ş.	0	0	0	45	80	125	167	438	605	299	468	767	197	177	374	6	2	8	714	1,165	1,879
ICBC Turkey Bank A.Ş.	0	0	0	14	24	38	111	159	270	125	129	254	102	67	169	4	2	6	356	381	737
ING Bank A.Ş.	0	0	0	47	50	97	546	1,013	1,559	493	474	967	219	146	365	12	4	16	1,317	1,687	3,004
Intesa Sanpaolo S.p.A.	0	0	0	0	0	0	1	10	11	9	3	12	3	4	7	2	1	3	15	18	33
JPMorgan Chase Bank N.A.	0	0	0	2	2	4	9	13	22	12	10	22	6	6	12	0	0	0	29	31	60
MUFG Bank Turkey A.Ş.	0	0	0	1	1	2	10	10	20	14	23	37	15	7	22	2	1	3	42	42	84
Odea Bank A.Ş.	0	0	0	15	33	48	155	257	412	212	258	470	77	88	165	7	3	10	466	639	1,105
QNB Finansbank A.Ş.	0	0	0	526	1,108	1,634	1,868	3,116	4,984	1,909	1,893	3,802	498	419	917	34	12	46	4,835	6,548	11,383
Rabobank A.Ş.	0	0	0	0	0	0	2	1	3	7	5	12	10	3	13	1	0	1	20	9	29
Société Générale (SA)	0	0	0	2	1	3	5	1	6	2	1	3	9	7	16	4	2	6	22	12	34
Turkland Bank A.Ş.	0	0	0	12	7	19	25	34	59	61	65	126	59	31	90	5	2	7	162	139	301
Türkiye Garanti Bankası A.Ş.	0	0	0	646	862	1,508	3,513	4,826	8,339	3,113	3,771	6,884	1,069	888	1,957	57	21	78	8,398	10,368	18,766
<b>Development and Investment Banks</b>	<b>2</b>	<b>0</b>	<b>2</b>	<b>129</b>	<b>107</b>	<b>236</b>	<b>1,160</b>	<b>798</b>	<b>1,958</b>	<b>1,037</b>	<b>669</b>	<b>1,706</b>	<b>617</b>	<b>326</b>	<b>943</b>	<b>587</b>	<b>201</b>	<b>788</b>	<b>3,532</b>	<b>2,101</b>	<b>5,633</b>
Aktif Yatırım Bankası A.Ş.	0	0	0	34	52	86	196	173	369	162	127	289	37	16	53	3	0	3	432	368	800
Bank of America Yatırım Bank A.Ş.	0	0	0	2	0	2	4	1	5	7	11	18	10	5	15	0	0	0	23	17	40
BankPozitif Kredi ve Kalkınma Bankası A.Ş.	0	0	0	1	0	1	7	7	14	12	13	25	10	3	13	2	0	2	32	23	55
D Yatırım Bankası A.Ş.	0	0	0	6	2	8	10	3	13	8	12	20	5	10	15	0	0	0	29	27	56
Destek Yatırım Bankası A.Ş.	0	0	0	0	0	0	4	5	9	7	7	14	9	2	11	2	0	2	22	14	36
Diler Yatırım Bankası A.Ş.	0	0	0	0	0	0	2	3	5	0	5	5	2	4	6	2	0	2	6	12	18
Golden Global Yatırım Bankası A.Ş.	1	0	1	0	1	1	9	4	13	16	12	28	9	3	12	0	0	0	35	20	55
GSD Yatırım Bankası A.Ş.	0	0	0	2	3	5	6	2	8	5	5	10	11	6	17	1	0	1	25	16	41
İller Bankası A.Ş.	0	0	0	28	9	37	473	248	721	377	168	545	362	182	544	554	187	741	1,794	794	2,588
İstanbul Takas ve Saklama Bankası A.Ş.	0	0	0	11	10	21	85	70	155	51	41	92	37	17	54	0	0	0	184	138	322
Nurol Yatırım Bankası A.Ş.	0	0	0	2	6	8	12	13	25	17	11	28	10	8	18	4	1	5	45	39	84
Pasha Yatırım Bankası A.Ş.	0	0	0	0	1	1	6	7	13	12	11	23	4	12	16	0	0	0	22	31	53
Standard Chartered Yatırım Bankası Türk A.Ş.	0	0	0	0	0	0	1	2	3	5	8	13	5	5	10	3	1	4	14	16	30
Türk Eximbank	0	0	0	4	0	4	197	115	312	226	123	349	46	26	72	6	1	7	479	265	744
Türkiye Kalkınma ve Yatırım Bankası A.Ş.	0	0	0	8	4	12	77	58	135	62	45	107	22	8	30	9	7	16	178	122	300
Türkiye Sınai Kalkınma Bankası A.Ş.	1	0	1	31	19	50	71	87	158	70	70	140	38	19	57	1	4	5	212	199	411

\*Students who continue their compulsory "internship" and "apprenticeship" trainings for high schools and universities are not included. Apart from these, students working with service contracts and on payroll are included.

**Table 4 Number of Branches and Employees (2021 - 2022 September)**

	No.of Branches			No.of Employees		
	2021 Sept.	2021 Dec.	2022 Sept.	2021 Sept.	2021 Dec.	2022 Sept.
<b>Sector Total</b>	<b>9,862</b>	<b>9,792</b>	<b>9,712</b>	<b>184,694</b>	<b>185,248</b>	<b>187,586</b>
<b>Deposit Banks</b>	<b>9,795</b>	<b>9,724</b>	<b>9,641</b>	<b>179,281</b>	<b>179,681</b>	<b>181,953</b>
<b>State-owned Banks</b>	<b>3,705</b>	<b>3,715</b>	<b>3,731</b>	<b>61,419</b>	<b>61,874</b>	<b>61,776</b>
Türkiye Cumhuriyeti Ziraat Bankası A.Ş.	1,751	1,752	1,756	24,556	24,607	24,531
Türkiye Halk Bankası A.Ş.	1,016	1,023	1,036	20,042	20,339	20,395
Türkiye Vakıflar Bankası T.A.O.	938	940	939	16,821	16,928	16,850
<b>Privately-owned Banks</b>	<b>3,603</b>	<b>3,573</b>	<b>3,517</b>	<b>66,205</b>	<b>66,133</b>	<b>66,849</b>
Akbank T.A.Ş.	711	711	713	12,140	12,184	12,470
Anadolubank A.Ş.	115	115	116	1,650	1,655	1,666
Fibabanka A.Ş.	48	47	44	1,753	1,766	1,867
Şekerbank T.A.Ş.	238	238	238	3,216	3,554	3,433
Turkish Bank A.Ş.	8	8	7	141	148	136
Türk Ekonomi Bankası A.Ş.	456	455	457	8,620	8,572	8,594
Türkiye İş Bankası A.Ş.	1,201	1,195	1,140	22,890	22,802	22,925
Yapı ve Kredi Bankası A.Ş.	826	804	802	15,795	15,452	15,758
<b>Banks Under the Dep.Ins.Fund</b>	<b>2</b>	<b>2</b>	<b>3</b>	<b>247</b>	<b>254</b>	<b>293</b>
Adabank A.Ş.	1	1	1	25	25	25
Birleşik Fon Bankası A.Ş.	1	1	1	222	229	236
Türk Ticaret Bankası A.Ş.	-	-	1	-	-	32
<b>Foreign Banks</b>	<b>2,485</b>	<b>2,434</b>	<b>2,390</b>	<b>51,410</b>	<b>51,420</b>	<b>53,035</b>
Alternatifbank A.Ş.	44	41	38	878	885	837
Arap Türk Bankası A.Ş.	7	7	7	278	284	265
Bank Mellat	3	3	3	45	43	43
Bank of China Turkey A.Ş.	1	1	1	45	42	44
Burgan Bank A.Ş.	32	32	32	928	928	993
Citibank A.Ş.	3	3	3	380	387	398
Denizbank A.Ş.	690	687	679	11,945	12,072	12,892
Deutsche Bank A.Ş.	1	1	1	113	114	122
Habib Bank Limited	1	1	1	22	25	26
HSBC Bank A.Ş.	76	70	70	1,892	1,873	1,879
ICBC Turkey Bank A.Ş.	39	39	39	730	729	737
ING Bank A.Ş.	181	167	160	3,181	3,094	3,004
Intesa Sanpaolo S.p.A.	1	1	1	33	33	33
JPMorgan Chase Bank N.A.	1	1	1	58	59	60
MUFG Bank Turkey A.Ş.	1	1	1	81	78	84
Odea Bank A.Ş.	48	48	48	1,112	1,111	1,105
QNB Finansbank A.Ş.	466	444	440	10,837	10,944	11,383
Rabobank A.Ş.	1	1	1	32	32	29
Société Générale (SA)	1	1	1	34	34	34
Turkland Bank A.Ş.	14	14	14	300	299	301
Türkiye Garanti Bankası A.Ş.	874	871	849	18,486	18,354	18,766
<b>Development and Investment Banks</b>	<b>67</b>	<b>68</b>	<b>71</b>	<b>5,413</b>	<b>5,567</b>	<b>5,633</b>
Aktif Yatırım Bankası A.Ş.	12	12	13	781	795	800
Bank of America Yatırım Bank A.Ş.	1	1	1	39	38	40
BankPozitif Kredi ve Kalkınma Bankası A.Ş.	1	1	1	54	52	55
D Yatırım Bankası A.Ş.	1	1	1	34	40	56
Destek Yatırım Bankası A.Ş.	-	-	1	-	-	36
Diler Yatırım Bankası A.Ş.	1	1	1	17	18	18
Golden Global Yatırım Bankası A.Ş.	1	1	1	43	43	55
GSD Yatırım Bankası A.Ş.	3	3	3	38	40	41
İller Bankası A.Ş.	19	19	19	2,555	2,638	2,588
İstanbul Takas ve Saklama Bankası A.Ş.	1	1	1	287	297	322
Nurol Yatırım Bankası A.Ş.	1	1	1	75	74	84
Pasha Yatırım Bankası A.Ş.	1	1	1	58	60	53
Standard Chartered Yatırım Bankası Türk A.Ş.	1	1	1	32	32	30
Türk Eximbank	1	22	23	719	734	744
Türkiye Kalkınma ve Yatırım Bankası A.Ş.	22	1	1	289	298	300
Türkiye Sınai Kalkınma Bankası A.Ş.	1	2	2	392	408	411