

# Quarterly Statistics by Banks, Employees and Branches in Banking System

June 2022

Report Code: DE13  
August 2022





## Contents

	<u>Page No.</u>
Number of Banks.....	i
Number of Employees.....	i
Bank Employees by Gender and Education Level .....	ii
Number of Branches.....	ii
Number of Employees and Branches per 100.000 People.....	iii

### Tables

Table 1	Number of Branches and Employees by Banks and Groups, June 2022.....	1
Table 2	Bank Employees by Sex and Education, as of June 2022.....	2
Table 3	Bank Employees by Age, as of June 2022.....	4
Table 4	Number of Branches and Employees (2021 - 2022 June).....	6

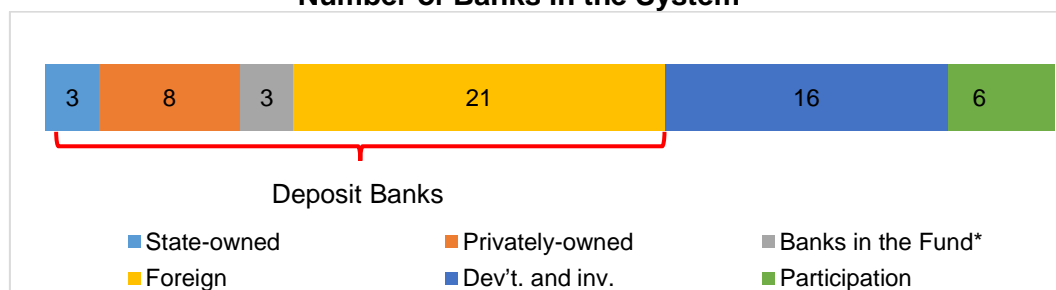
## Quarterly Statistics by Banks, Employees and Branches in Banking System<sup>1</sup>

June 2022

### Number of Banks

The number of deposit, development and investment banks was 57 at the end of June 2022 with 35 in deposit banks group and 16 in development and investment banks group, while there were also 6 participation banks. Operating licenses have been granted to Destek Yatırım Bankası A.Ş. at January 2022

#### Number of Banks in the System



\* Banks under the Deposit Insurance Fund

### Number of Employees

As of June 2022, the number of employees in deposit banks and development and investment banks was 185,656

#### Number of Employees

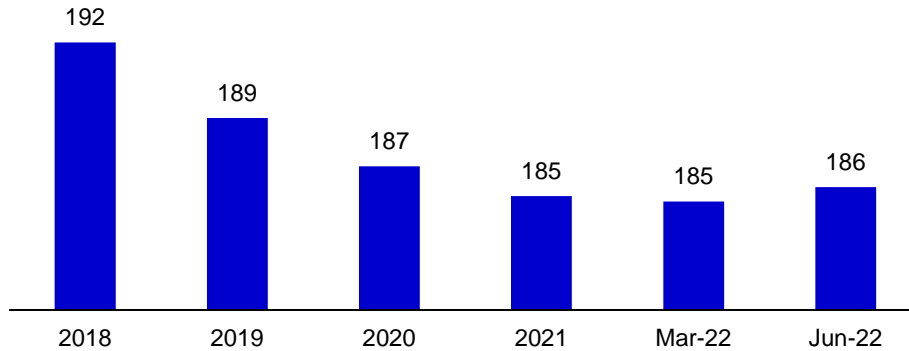
	June 2021	December 2021	June 2022
Deposit banks	180,019	179,681	180,098
Dev't. and inv. banks	5,096	5,567	5,558
<b>Total</b>	<b>185,115</b>	<b>185,248</b>	<b>185,656</b>

The number of employees increased by 656 as compared to previous quarter and by 541 (0.3 percent) as compared to June 2021.

The number of employees increased by 79 in deposit banks and by 467 in development and investment banks.

<sup>1</sup> -The deposit banks and development and investment banks are included for the figures of employees and branches.

### Number of Employees (thousand people)

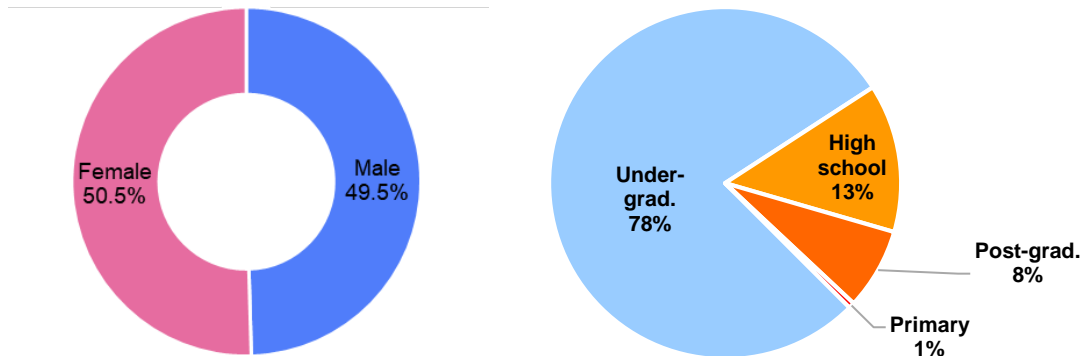


### Bank Employees by Gender and Education Level

As of June 2022 50.5 percent of the employees were female regarding the distribution of bank employees by gender.

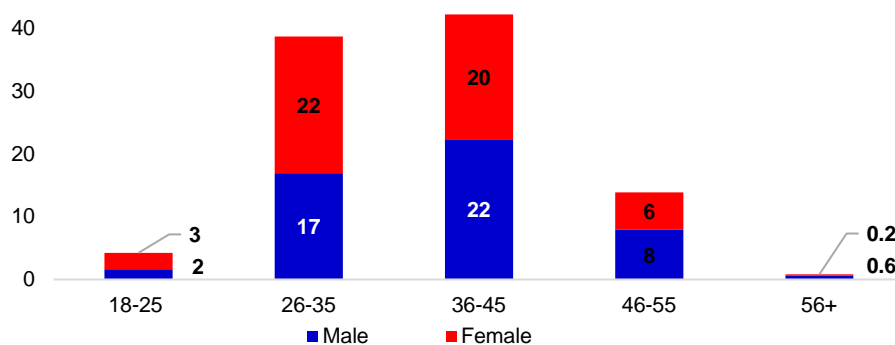
Regarding the education level of bank employees, 78 percent of the employees had undergraduate degrees and 8 percent in postgraduate degrees, as of June 2022. This figure was 13 percent in high-school graduates.

### Bank Employees by Gender and Education Level



The age distribution of employees in the banking sector has been compiled and published by the Banks Association of Turkey since June 2022. Accordingly, 42 percent are in the 36-45 age range, and 39 percent are in the 26-35 age range.

### Bank Employees by Age (percent)



## Number of Branches

As of June 2022, the total number of branches in deposit banks and development and investment banks was 9,753.

### Number of Branches\*

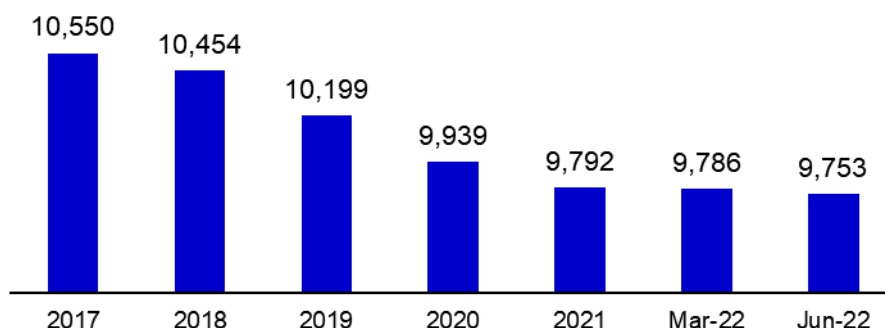
	June 2021	December 2021	June 2022
Deposit banks	9.827	9.724	9.682
Dev't. and inv. banks	66	68	71
<b>Total</b>	<b>9.893</b>	<b>9.792</b>	<b>9.753</b>

\* Branches in foreign countries and Turkish Republic of Northern Cyprus are included.

The number of branches decreased by 33, as compared to previous quarter and by 140, as compared to June 2021.

The number of branches per bank was 277 in deposit banks at the end of June 2022.

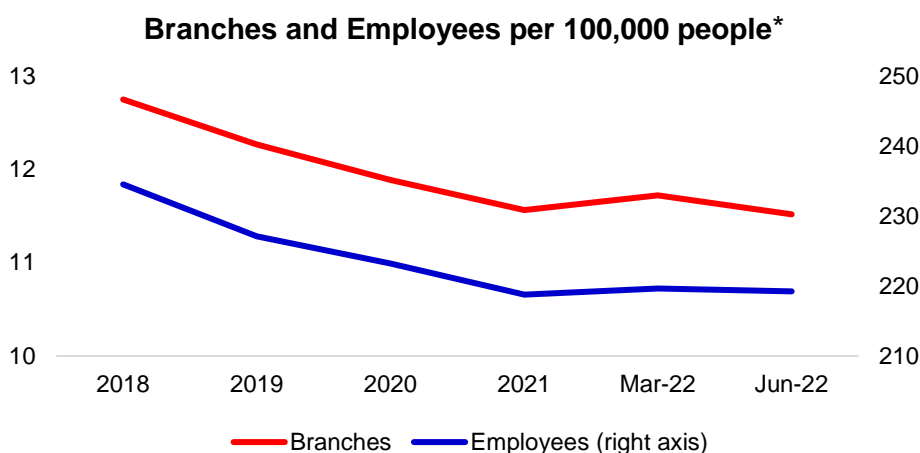
### Number of Branches



The rapid growth of non-branch channels and delegation of some services to outsourcing institutions affected the number of employees and branches.

### Branches and Employees per 100,000 people

As of June 2022, employees per 100,000 people was 219 and branches per 100,000 people was 11.5.



\*: 2021 population data were used in the calculations.

**Table 1 Number of Banks, Branches and Employees, June 2022**

	No. of Banks	No. of Branches*	No. of Employees		No. of Banks	No. of Branches*	No. of Employees
<b>Sector Total</b>	<b>51</b>	<b>9,753</b>	<b>185,656</b>	<b>Foreign Banks</b>	<b>21</b>	<b>2,423</b>	<b>52,334</b>
<b>Deposit Banks</b>	<b>35</b>	<b>9,682</b>	<b>180,098</b>	Alternatifbank A.Ş.		38	802
<b>State-owned Banks</b>	<b>3</b>	<b>3,725</b>	<b>61,587</b>	Arap Türk Bankası A.Ş.		7	279
Türkiye Cumhuriyeti Ziraat Bankası A.Ş.		1,752	24,579	Bank Mellat		3	42
Türkiye Halk Bankası A.Ş.		1,034	20,120	Bank of China Turkey A.Ş.		1	43
Türkiye Vakıflar Bankası T.A.O.		939	16,888	Burgan Bank A.Ş.		32	937
<b>Privately-owned Banks</b>	<b>8</b>	<b>3,531</b>	<b>65,888</b>	Citibank A.Ş.		3	388
Akbank T.A.Ş.		711	12,230	Denizbank A.Ş.		697	12,636
Anadolubank A.Ş.		116	1,649	Deutsche Bank A.Ş.		1	118
Fibabanka A.Ş.		45	1,799	Habib Bank Limited		1	26
Şekerbank T.A.Ş.		238	3,414	HSBC Bank A.Ş.		70	1,856
Turkish Bank A.Ş.		7	135	ICBC Turkey Bank A.Ş.		39	735
Türk Ekonomi Bankası A.Ş.		457	8,501	ING Bank A.Ş.		163	3,018
Türkiye İş Bankası A.Ş.		1,153	22,757	Intesa Sanpaolo S.p.A.		1	32
Yapı ve Kredi Bankası A.Ş.		804	15,403	JPMorgan Chase Bank N.A.		1	61
<b>Banks Under the Depo. Insurance Fund</b>	<b>3</b>	<b>3</b>	<b>289</b>	MUFG Bank Turkey A.Ş.		1	81
Adabank A.Ş.		1	25	Odea Bank A.Ş.		48	1,083
Birleşik Fon Bankası A.Ş.		1	233	QNB Finansbank A.Ş.		444	11,142
Türk Ticaret Bankası A.Ş.**		1	31	Rabobank A.Ş.		1	30
				Société Générale (SA)		1	34
				Turkland Bank A.Ş.		14	302
				Türkiye Garanti Bankası A.Ş.		857	18,689
				<b>Development and Investment Banks</b>	<b>16</b>	<b>71</b>	<b>5,558</b>
				Aktif Yatırım Bankası A.Ş.		13	768
				Bank of America Yatırım Bank A.Ş.		1	39
				BankPozitif Kredi ve Kalkınma Bankası A.Ş.		1	55
				D Yatırım Bankası A.Ş.		1	54
				Destek Yatırım Bankası A.Ş.**		1	31
				Diler Yatırım Bankası A.Ş.		1	17
				Golden Global Yatırım Bankası A.Ş.		1	50
				GSD Yatırım Bankası A.Ş.		3	40
				İller Bankası A.Ş.		19	2,599
				İstanbul Takas ve Saklama Bankası A.Ş.		1	310
				Nurol Yatırım Bankası A.Ş.		1	78
				Pasha Yatırım Bankası A.Ş.		1	59
				Standard Chartered Yatırım Bankası Türk A.Ş.		1	29
				Türk Eximbank		23	732
				Türkiye Kalkınma ve Yatırım Bankası A.Ş.		1	297
				Türkiye Sınai Kalkınma Bankası A.Ş.		2	400

\* Branches in foreign countries and Turkish Republic of Northern Cyprus are included.

\*\* Türk Ticaret Bankası A.Ş. has been taken the permission to make banking operations in the "Banks Under the Depo. Insurance Fund" group, with the resolution Nr: 9895 of BRSB, dated 5 November 2021 (which was published in Official Gazette dated November 20, 2021, Nr:31665). Destek Yatırım Bankası A.Ş. has been taken the permission to make banking operations in the "Development and Investment Banks" group, with the resolution Nr: 10024 of BRSB, dated 6 January 2022 (which was published in Official Gazette dated January 8, 2022, Nr:31713). The titles of the banks have been included in the list of member banks. Destek Yatırım Bankası A.Ş. has started its banking operations in February 25, 2022 and Türk Ticaret Bankası A.Ş. has started its banking operations in April 29, 2022.

This report has been prepared from the quarterly statistics of member banks (deposit banks and development and investment banks) that was submitted to the Banks Association of Türkiye. The data of participation banks is not included. Whilst every effort has been made to ensure that the information contained in this report is correct, the Banks Association of Türkiye can not accept any responsibility for any errors or omissions or for any consequences resulting therefrom.

**Table 2 Bank Employees by Gender and Education, June 2022**

Banks	Primary School			High School			Undergraduate			Postgraduate			Total		
	Male	Female	Total	Male	Female	Total	Male	Female	Total	Male	Female	Total	Male	Female	Total
<b>Sector Total</b>	<b>552</b>	<b>267</b>	<b>819</b>	<b>15,560</b>	<b>6,696</b>	<b>22,256</b>	<b>66,949</b>	<b>78,227</b>	<b>145,176</b>	<b>8,800</b>	<b>8,605</b>	<b>17,405</b>	<b>91,861</b>	<b>93,795</b>	<b>185,656</b>
<b>Deposit Banks</b>	<b>455</b>	<b>256</b>	<b>711</b>	<b>15,253</b>	<b>6,615</b>	<b>21,868</b>	<b>64,856</b>	<b>76,880</b>	<b>141,736</b>	<b>7,808</b>	<b>7,975</b>	<b>15,783</b>	<b>88,372</b>	<b>91,726</b>	<b>180,098</b>
<b>State-owned Banks</b>	<b>126</b>	<b>0</b>	<b>126</b>	<b>5,500</b>	<b>1,061</b>	<b>6,561</b>	<b>25,907</b>	<b>22,707</b>	<b>48,614</b>	<b>3,252</b>	<b>3,034</b>	<b>6,286</b>	<b>34,785</b>	<b>26,802</b>	<b>61,587</b>
Türkiye Cumhuriyeti Ziraat Bankası A.Ş.	56	0	56	3,085	384	3,469	10,866	7,875	18,741	1,271	1,042	2,313	15,278	9,301	24,579
Türkiye Halk Bankası A.Ş.	31	0	31	2,010	452	2,462	8,258	7,838	16,096	846	685	1,531	11,145	8,975	20,120
Türkiye Vakıflar Bankası T.A.O.	39	0	39	405	225	630	6,783	6,994	13,777	1,135	1,307	2,442	8,362	8,526	16,888
<b>Privately-owned Banks</b>	<b>96</b>	<b>8</b>	<b>104</b>	<b>4,319</b>	<b>2,059</b>	<b>6,378</b>	<b>23,294</b>	<b>30,936</b>	<b>54,230</b>	<b>2,477</b>	<b>2,699</b>	<b>5,176</b>	<b>30,186</b>	<b>35,702</b>	<b>65,888</b>
Akbank T.A.Ş.	16	0	16	328	94	422	4,778	5,634	10,412	662	718	1,380	5,784	6,446	12,230
Anadolubank A.Ş.	3	1	4	216	36	252	637	618	1,255	75	63	138	931	718	1,649
Fibabanka A.Ş.	8	1	9	140	60	200	632	728	1,360	125	105	230	905	894	1,799
Şekerbank T.A.Ş.	5	1	6	137	79	216	1,386	1,632	3,018	86	88	174	1,614	1,800	3,414
Turkish Bank A.Ş.	3	0	3	15	11	26	40	48	88	9	9	18	67	68	135
Türk Ekonomi Bankası A.Ş.	12	1	13	616	301	917	2,872	3,984	6,856	356	359	715	3,856	4,645	8,501
Türkiye İş Bankası A.Ş.	38	1	39	2,234	967	3,201	8,459	9,929	18,388	532	597	1,129	11,263	11,494	22,757
Yapı ve Kredi Bankası A.Ş.	11	3	14	633	511	1,144	4,490	8,363	12,853	632	760	1,392	5,766	9,637	15,403
<b>Banks Under Depo. Insurance Fund</b>	<b>11</b>	<b>2</b>	<b>13</b>	<b>65</b>	<b>14</b>	<b>79</b>	<b>72</b>	<b>100</b>	<b>172</b>	<b>11</b>	<b>14</b>	<b>25</b>	<b>159</b>	<b>130</b>	<b>289</b>
Adabank A.Ş.	1	0	1	2	2	4	9	10	19	0	1	1	12	13	25
Birleşik Fon Bankası A.Ş.	7	2	9	63	10	73	56	74	130	9	12	21	135	98	233
Türk Ticaret Bankası A.Ş.	3	0	3	0	2	2	7	16	23	2	1	3	12	19	31

Banks	Primary School			High School			Undergraduate			Postgraduate			Total		
	Male	Female	Total	Male	Female	Total	Male	Female	Total	Male	Female	Total	Male	Female	Total
<b>Foreign Banks</b>	<b>222</b>	<b>246</b>	<b>468</b>	<b>5,369</b>	<b>3,481</b>	<b>8,850</b>	<b>15,583</b>	<b>23,137</b>	<b>38,720</b>	<b>2,068</b>	<b>2,228</b>	<b>4,296</b>	<b>23,242</b>	<b>29,092</b>	<b>52,334</b>
Alternatifbank A.Ş.	9	1	10	50	50	100	258	317	575	51	66	117	368	434	802
Arap Türk Bankası A.Ş.	10	1	11	48	9	57	91	76	167	24	20	44	173	106	279
Bank Mellat	3	0	3	7	1	8	22	4	26	4	1	5	36	6	42
Bank of China Turkey A.Ş.	0	0	0	0	0	0	16	12	28	10	5	15	26	17	43
Burgan Bank A.Ş.	2	0	2	49	36	85	321	415	736	63	51	114	435	502	937
Citibank A.Ş.	0	0	0	28	9	37	132	143	275	35	41	76	195	193	388
Denizbank A.Ş.	125	236	361	2,312	2,345	4,657	3,070	3,983	7,053	268	297	565	5,775	6,861	12,636
Deutsche Bank A.Ş.	1	0	1	3	1	4	35	51	86	14	13	27	53	65	118
Habib Bank Limited	1	0	1	2	0	2	9	6	15	5	3	8	17	9	26
HSBC Bank A.Ş.	5	0	5	120	73	193	495	1,010	1,505	80	73	153	700	1,156	1,856
ICBC Turkey Bank A.Ş.	5	0	5	52	16	68	252	309	561	51	50	101	360	375	735
ING Bank A.Ş.	6	0	6	138	58	196	993	1,481	2,474	175	167	342	1,312	1,706	3,018
Intesa Sanpaolo S.p.A.	0	0	0	1	0	1	10	12	22	4	5	9	15	17	32
JPMorgan Chase Bank N.A.	4	1	5	0	2	2	18	20	38	7	9	16	29	32	61
MUFG Bank Turkey A.Ş.	0	0	0	4	0	4	24	32	56	13	8	21	41	40	81
Odea Bank A.Ş.	3	0	3	31	5	36	343	541	884	86	74	160	463	620	1,083
QNB Finansbank A.Ş.	32	4	36	1,067	517	1,584	3,258	5,445	8,703	381	438	819	4,738	6,404	11,142
Rabobank A.Ş.	0	0	0	1	0	1	8	4	12	11	6	17	20	10	30
Société Générale (SA)	3	0	3	3	2	5	10	10	20	5	1	6	21	13	34
Turkland Bank A.Ş.	1	0	1	37	10	47	101	114	215	22	17	39	161	141	302
Türkiye Garanti Bankası A.Ş.	12	3	15	1,416	347	1,763	6,117	9,152	15,269	759	883	1,642	8,304	10,385	18,689
<b>Development and Investment Banks</b>	<b>97</b>	<b>11</b>	<b>108</b>	<b>307</b>	<b>81</b>	<b>388</b>	<b>2,093</b>	<b>1,347</b>	<b>3,440</b>	<b>992</b>	<b>630</b>	<b>1,622</b>	<b>3,489</b>	<b>2,069</b>	<b>5,558</b>
Aktif Yatırım Bankası A.Ş.	1	0	1	54	17	71	305	283	588	64	44	108	424	344	768
Bank of America Yatırım Bank A.Ş.	0	0	0	0	0	0	13	11	24	9	6	15	22	17	39
BankPozitif Kredi ve Kalkınma Bankası A.Ş.	1	0	1	2	2	4	24	19	43	5	2	7	32	23	55
D Yatırım Bankası A.Ş.	1	0	1	2	3	5	16	15	31	8	9	17	27	27	54
Destek Yatırım Bankası A.Ş.	0	0	0	1	0	1	14	12	26	4	0	4	19	12	31
Diler Yatırım Bankası A.Ş.	0	0	0	1	0	1	3	10	13	2	1	3	6	11	17
Golden Global Yatırım Bankası A.Ş.	1	0	1	2	2	4	17	9	26	11	8	19	31	19	50
GSD Yatırım Bankası A.Ş.	0	0	0	2	0	2	20	15	35	2	1	3	24	16	40
İller Bankası A.Ş.	62	2	64	155	28	183	1,121	494	1,615	465	272	737	1,803	796	2,599
İstanbul Takas ve Saklama Bankası A.Ş.	1	0	1	11	3	14	113	98	211	53	31	84	178	132	310
Nurul Yatırım Bankası A.Ş.	2	2	4	4	1	5	28	29	57	7	5	12	41	37	78
Pasha Yatırım Bankası A.Ş.	0	0	0	1	2	3	17	21	38	7	11	18	25	34	59
Standard Chartered Yatırım Bankası Türk A.	2	2	4	2	1	3	5	7	12	4	6	10	13	16	29
Türk Eximbank	13	2	15	33	11	44	181	101	282	244	147	391	471	261	732
Türkiye Kalkınma ve Yatırım Bankası A.Ş.	7	1	8	12	2	14	108	90	198	46	31	77	173	124	297
Türkiye Sınai Kalkınma Bankası A.Ş.	6	2	8	25	9	34	108	133	241	61	56	117	200	200	400



**Table 3 Bank Employees by Age, June 2022**

Banks	Under 17*			18-25			26-35			36-45			46-55			56+			Total		
	Male	Female	Total	Male	Female	Total	Male	Female	Total	Male	Female	Total	Male	Female	Total	Male	Female	Total	Male	Female	Total
<b>Sector Total</b>	9	0	9	3,009	4,886	7,895	31,509	40,465	71,974	41,555	36,953	78,508	14,677	11,080	25,757	1,103	410	1,513	91,862	93,794	185,656
<b>Deposit Banks</b>	8	0	8	2,880	4,792	7,672	30,341	39,646	69,987	40,549	36,321	76,870	14,076	10,754	24,830	518	213	731	88,372	91,726	180,098
<b>State-owned Banks</b>	0	0	0	462	522	984	13,658	13,644	27,302	15,688	9,974	25,662	4,920	2,649	7,569	57	13	70	34,785	26,802	61,587
Türkiye Cumhuriyeti Ziraat Bankası A.Ş.	0	0	0	100	124	224	5,401	4,403	9,804	7,207	3,661	10,868	2,536	1,105	3,641	34	8	42	15,278	9,301	24,579
Türkiye Halk Bankası A.Ş.	0	0	0	194	273	467	4,516	4,587	9,103	5,064	3,177	8,241	1,359	935	2,294	12	3	15	11,145	8,975	20,120
Türkiye Vakıflar Bankası T.A.O.	0	0	0	168	125	293	3,741	4,654	8,395	3,417	3,136	6,553	1,025	609	1,634	11	2	13	8,362	8,526	16,888
<b>Privately-owned Banks</b>	8	0	8	851	1,435	2,286	7,825	12,615	20,440	15,553	16,433	31,986	5,760	5,170	10,930	189	49	238	30,186	35,702	65,888
Akbank T.A.Ş.	0	0	0	158	296	454	1,617	2,512	4,129	3,020	3,122	6,142	966	509	1,475	23	7	30	5,784	6,446	12,230
Anadolubank A.Ş.	8	0	8	32	55	87	228	260	488	453	278	731	186	120	306	24	5	29	931	718	1,649
Fibabanka A.Ş.	0	0	0	35	53	88	371	432	803	362	298	660	129	107	236	8	4	12	905	894	1,799
Şekerbank T.A.Ş.	0	0	0	34	123	157	652	897	1,549	662	584	1,246	258	194	452	8	2	10	1,614	1,800	3,414
Turkish Bank A.Ş.	0	0	0	0	8	8	8	15	23	26	26	52	23	17	40	10	2	12	67	68	135
Türk Ekonomi Bankası A.Ş.	0	0	0	241	383	624	1,009	1,732	2,741	1,834	1,945	3,779	719	573	1,292	53	12	65	3,856	4,645	8,501
Türkiye İş Bankası A.Ş.	0	0	0	117	89	206	2,082	2,519	4,601	6,745	6,399	13,144	2,290	2,475	4,765	29	12	41	11,263	11,494	22,757
Yapı ve Kredi Bankası A.Ş.	0	0	0	234	428	662	1,858	4,248	6,106	2,451	3,781	6,232	1,189	1,175	2,364	34	5	39	5,766	9,637	15,403
<b>Banks Under Depo. Insurance Fund</b>	0	0	0	2	1	3	22	32	54	40	46	86	83	49	132	12	2	14	159	130	289
Adabank A.Ş.	0	0	0	0	0	0	0	0	0	4	5	9	6	8	14	2	0	2	12	13	25
Birleşik Fon Bankası A.Ş.	0	0	0	2	1	3	21	31	52	35	35	70	70	30	100	7	1	8	135	98	233
Türk Ticaret Bankası A.Ş.	0	0	0	0	0	0	1	1	2	1	6	7	7	11	18	3	1	4	12	19	31

Banks	Under 17*			18-25			26-35			36-45			46-55			56+			Total		
	Male	Female	Total	Male	Female	Total	Male	Female	Total	Male	Female	Total	Male	Female	Total	Male	Female	Total	Male	Female	Total
<b>Foreign Banks</b>	<b>0</b>	<b>0</b>	<b>0</b>	<b>1,565</b>	<b>2,834</b>	<b>4,399</b>	<b>8,836</b>	<b>13,355</b>	<b>22,191</b>	<b>9,268</b>	<b>9,868</b>	<b>19,136</b>	<b>3,313</b>	<b>2,886</b>	<b>6,199</b>	<b>260</b>	<b>149</b>	<b>409</b>	<b>23,242</b>	<b>29,092</b>	<b>52,334</b>
Alternatifbank A.Ş.	0	0	0	18	40	58	86	142	228	184	179	363	73	71	144	7	2	9	368	434	802
Arap Türk Bankası A.Ş.	0	0	0	5	4	9	27	23	50	75	41	116	57	31	88	9	7	16	173	106	279
Bank Mellat	0	0	0	0	0	0	5	1	6	9	1	10	16	4	20	6	0	6	36	6	42
Bank of China Turkey A.Ş.	0	0	0	0	0	0	7	3	10	10	11	21	8	3	11	1	0	1	26	17	43
Burgan Bank A.Ş.	0	0	0	25	30	55	147	157	304	164	210	374	94	96	190	5	9	14	435	502	937
Citibank A.Ş.	0	0	0	28	9	37	100	80	180	61	96	157	6	8	14	0	0	0	195	193	388
Denizbank A.Ş.	0	0	0	373	763	1,136	2,027	2,930	4,957	2,435	2,226	4,661	841	858	1,699	99	84	183	5,775	6,861	12,636
Deutsche Bank A.Ş.	0	0	0	1	2	3	14	21	35	27	30	57	10	12	22	1	0	1	53	65	118
Habib Bank Limited	0	0	0	2	0	2	1	1	2	4	2	6	7	6	13	3	0	3	17	9	26
HSBC Bank A.Ş.	0	0	0	50	78	128	191	471	662	287	461	748	167	144	311	5	2	7	700	1,156	1,856
ICBC Turkey Bank A.Ş.	0	0	0	12	23	35	105	137	242	140	144	284	100	69	169	3	2	5	360	375	735
ING Bank A.Ş.	0	0	0	31	50	81	556	1,047	1,603	503	465	968	209	143	352	13	1	14	1,312	1,706	3,018
Intesa Sanpaolo S.p.A.	0	0	0	0	0	0	1	8	9	9	3	12	3	5	8	2	1	3	15	17	32
JPMorgan Chase Bank N.A.	0	0	0	2	2	4	9	13	22	12	11	23	6	6	12	0	0	0	29	32	61
MUFG Bank Turkey A.Ş.	0	0	0	2	1	3	9	9	18	13	22	35	15	7	22	2	1	3	41	40	81
Odea Bank A.Ş.	0	0	0	6	20	26	153	248	401	219	261	480	78	88	166	7	3	10	463	620	1,083
QNB Finansbank A.Ş.	0	0	0	406	930	1,336	1,846	3,125	4,971	1,943	1,914	3,857	508	423	931	35	12	47	4,738	6,404	11,142
Rabobank A.Ş.	0	0	0	0	0	0	2	2	4	8	5	13	9	3	12	1	0	1	20	10	30
Société Générale (SA)	0	0	0	1	2	3	5	1	6	2	2	4	8	6	14	5	2	7	21	13	34
Turkland Bank A.Ş.	0	0	0	8	7	15	27	36	63	63	64	127	59	32	91	4	2	6	161	141	302
Türkiye Garanti Bankası A.Ş.	0	0	0	595	873	1,468	3,518	4,900	8,418	3,100	3,720	6,820	1,039	871	1,910	52	21	73	8,304	10,385	18,689
<b>Development and Investment Banks</b>	<b>1</b>	<b>0</b>	<b>1</b>	<b>129</b>	<b>94</b>	<b>223</b>	<b>1,168</b>	<b>819</b>	<b>1,987</b>	<b>1,006</b>	<b>632</b>	<b>1,638</b>	<b>601</b>	<b>326</b>	<b>927</b>	<b>585</b>	<b>197</b>	<b>782</b>	<b>3,490</b>	<b>2,068</b>	<b>5,558</b>
Aktif Yatırım Bankası A.Ş.	0	0	0	40	41	81	194	183	377	157	101	258	31	19	50	2	0	2	424	344	768
Bank of America Yatırım Bank A.Ş.	0	0	0	2	0	2	4	1	5	6	11	17	10	5	15	0	0	0	22	17	39
BankPozitif Kredi ve Kalkınma Bankası A.Ş.	0	0	0	1	0	1	7	7	14	12	13	25	10	3	13	2	0	2	32	23	55
D Yatırım Bankası A.Ş.	0	0	0	4	4	8	10	3	13	9	10	19	4	10	14	0	0	0	27	27	54
Destek Yatırım Bankası A.Ş.	0	0	0	0	0	0	4	4	8	9	6	15	5	2	7	1	0	1	19	12	31
Diler Yatırım Bankası A.Ş.	0	0	0	0	0	0	2	2	4	1	5	6	1	4	5	2	0	2	6	11	17
Golden Global Yatırım Bankası A.Ş.	0	0	0	0	0	0	10	4	14	14	12	26	7	3	10	0	0	0	31	19	50
GSD Yatırım Bankası A.Ş.	0	0	0	0	1	1	7	3	10	5	5	10	12	6	18	1	0	1	25	15	40
İller Bankası A.Ş.	0	0	0	39	15	54	478	249	727	367	165	532	364	183	547	555	184	739	1,803	796	2,599
İstanbul Takas ve Saklama Bankası A.Ş.	0	0	0	10	8	18	85	69	154	50	42	92	33	13	46	0	0	0	178	132	310
Nurol Yatırım Bankası A.Ş.	0	0	0	1	6	7	10	12	22	16	10	26	10	8	18	4	1	5	41	37	78
Pasha Yatırım Bankası A.Ş.	0	0	0	0	0	0	7	10	17	15	12	27	3	12	15	0	0	0	25	34	59
Standard Chartered Yatırım Bankası Türk A.Ş.	0	0	0	0	0	0	1	2	3	4	10	14	6	3	9	2	1	3	13	16	29
Türk Eximbank	0	0	0	4	0	4	199	113	312	214	121	335	48	26	74	6	1	7	471	261	732
Türkiye Kalkınma ve Yatırım Bankası A.Ş.	0	0	0	7	2	9	79	65	144	58	42	100	20	9	29	9	6	15	173	124	297
Türkiye Sınai Kalkınma Bankası A.Ş.	1	0	1	21	17	38	71	92	163	69	67	136	37	20	57	1	4	5	200	200	400

\*Students who continue their compulsory "internship" and "apprenticeship" trainings for high schools and universities are not included. Apart from these, students working with service contracts and on payroll are included.

**Table 4 Number of Branches and Employees (2021 - 2022 June)**

	No.of Branches			No.of Employees		
	2021 June	2021 Dec.	2022 June	2021 June	2021 Dec.	2022 June
<b>Sector Total</b>	<b>9,892</b>	<b>9,792</b>	<b>9,753</b>	<b>185,115</b>	<b>185,248</b>	<b>185,656</b>
<b>Deposit Banks</b>	<b>9,827</b>	<b>9,724</b>	<b>9,682</b>	<b>180,019</b>	<b>179,681</b>	<b>180,098</b>
<b>State-owned Banks</b>	<b>3,706</b>	<b>3,715</b>	<b>3,725</b>	<b>61,268</b>	<b>61,874</b>	<b>61,587</b>
Türkiye Cumhuriyeti Ziraat Bankası A.Ş.	1,752	1,752	1,752	24,489	24,607	24,579
Türkiye Halk Bankası A.Ş.	1,015	1,023	1,034	20,106	20,339	20,120
Türkiye Vakıflar Bankası T.A.O.	939	940	939	16,673	16,928	16,888
<b>Privately-owned Banks</b>	<b>3,618</b>	<b>3,573</b>	<b>3,531</b>	<b>66,792</b>	<b>66,133</b>	<b>65,888</b>
Akbank T.A.Ş.	714	711	711	12,313	12,184	12,230
Anadolubank A.Ş.	115	115	116	1,658	1,655	1,649
Fibabanka A.Ş.	49	47	45	1,728	1,766	1,799
Şekerbank T.A.Ş.	238	238	238	3,272	3,554	3,414
Turkish Bank A.Ş.	8	8	7	148	148	135
Türk Ekonomi Bankası A.Ş.	455	455	457	8,632	8,572	8,501
Türkiye İş Bankası A.Ş.	1,204	1,195	1,153	23,111	22,802	22,757
Yapı ve Kredi Bankası A.Ş.	835	804	804	15,930	15,452	15,403
<b>Banks Under the Dep.Ins.Fund</b>	<b>2</b>	<b>2</b>	<b>3</b>	<b>245</b>	<b>254</b>	<b>289</b>
Adabank A.Ş.	1	1	1	25	25	25
Birleşik Fon Bankası A.Ş.	1	1	1	220	229	233
Türk Ticaret Bankası A.Ş.	-	-	1	-	-	31
<b>Foreign Banks</b>	<b>2,501</b>	<b>2,434</b>	<b>2,423</b>	<b>51,714</b>	<b>51,420</b>	<b>52,334</b>
Alternatifbank A.Ş.	44	41	38	877	885	802
Arap Türk Bankası A.Ş.	7	7	7	278	284	279
Bank Mellat	3	3	3	45	43	42
Bank of China Turkey A.Ş.	1	1	1	44	42	43
Burgan Bank A.Ş.	32	32	32	913	928	937
Citibank A.Ş.	3	3	3	374	387	388
Denizbank A.Ş.	691	687	697	12,009	12,072	12,636
Deutsche Bank A.Ş.	1	1	1	109	114	118
Habib Bank Limited	1	1	1	23	25	26
HSBC Bank A.Ş.	76	70	70	1,888	1,873	1,856
ICBC Turkey Bank A.Ş.	39	39	39	712	729	735
ING Bank A.Ş.	191	167	163	3,267	3,094	3,018
Intesa Sanpaolo S.p.A.	1	1	1	32	33	32
JPMorgan Chase Bank N.A.	1	1	1	57	59	61
MUFG Bank Turkey A.Ş.	1	1	1	80	78	81
Odea Bank A.Ş.	48	48	48	1,111	1,111	1,083
QNB Finansbank A.Ş.	466	444	444	10,898	10,944	11,142
Rabobank A.Ş.	1	1	1	32	32	30
Société Générale (SA)	1	1	1	32	34	34
Turkland Bank A.Ş.	14	14	14	297	299	302
Türkiye Garanti Bankası A.Ş.	879	871	857	18,636	18,354	18,689
<b>Development and Investment Banks</b>	<b>65</b>	<b>68</b>	<b>71</b>	<b>5,096</b>	<b>5,567</b>	<b>5,558</b>
Aktif Yatırım Bankası A.Ş.	12	12	13	755	795	768
Bank of America Yatırım Bank A.Ş.	1	1	1	40	38	39
BankPozitif Kredi ve Kalkınma Bankası A.Ş.	1	1	1	60	52	55
D Yatırım Bankası A.Ş.	-	1	1	-	40	54
Destek Yatırım Bankası A.Ş.	-	-	1	-	-	31
Diler Yatırım Bankası A.Ş.	1	1	1	19	18	17
Golden Global Yatırım Bankası A.Ş.	1	1	1	35	43	50
GSD Yatırım Bankası A.Ş.	2	3	3	37	40	40
İller Bankası A.Ş.	19	19	19	2,324	2,638	2,599
İstanbul Takas ve Saklama Bankası A.Ş.	1	1	1	277	297	310
Nurol Yatırım Bankası A.Ş.	1	1	1	74	74	78
Pasha Yatırım Bankası A.Ş.	1	1	1	55	60	59
Standard Chartered Yatırım Bankası Türk A.Ş.	1	1	1	31	32	29
Türk Eximbank	1	22	23	713	734	732
Türkiye Kalkınma ve Yatırım Bankası A.Ş.	22	1	1	286	298	297
Türkiye Sınai Kalkınma Bankası A.Ş.	1	2	2	390	408	400