

# Quarterly Statistics by Banks, Employees and Branches in Banking System

March 2022

Report Code: DE13  
May 2022





## Contents

	<u>Page No.</u>
Number of Banks.....	i
Number of Employees.....	i
Bank Employees by Gender and Education Level .....	ii
Number of Branches.....	ii
Number of Employees and Branches per 100.000 People.....	iii

### Tables

Table 1	Number of Branches and Employees by Banks and Groups, March 2022.....	1
Table 2	Bank Employees by Sex and Education, as of March 2022.....	2
Table 3	Number of Branches and Employees (2021 - 2022 March).....	4


## Quarterly Statistics by Banks, Employees and Branches in Banking System<sup>1</sup>

March 2022

### Number of Banks

The number of deposit, development and investment banks was 57 at the end of March 2022 with 35 in deposit banks group and 16 in development and investment banks group, while there were also 6 participation banks. Operating licenses have been granted to Destek Yatırım Bankası A.Ş. at January 2022

#### Number of Banks in the System



\* Banks under the Deposit Insurance Fund

### Number of Employees

As of March 2022, the number of employees in deposit banks and development and investment banks was 185,000

#### Number of Employees

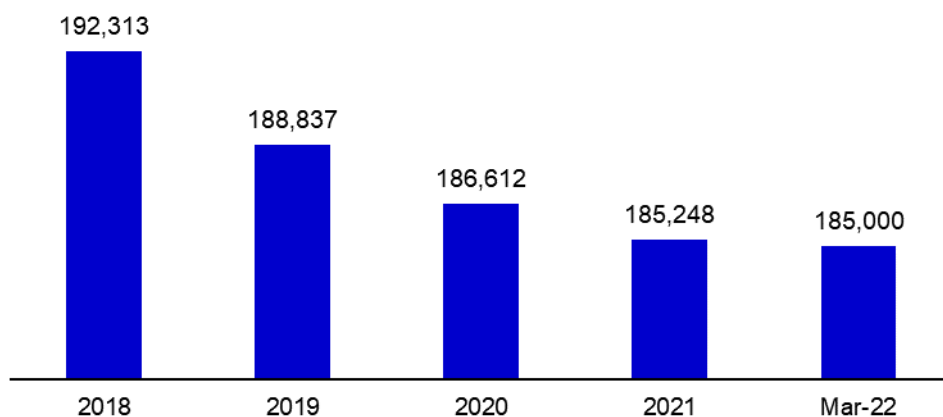
	March 2021	December 2021	March 2022
Deposit banks	180,889	179,681	179,401
Dev't. and inv. banks	5,092	5,567	5,599
<b>Total</b>	<b>185,981</b>	<b>185,248</b>	<b>185,000</b>

The number of employees decreased by 248 as compared to previous quarter and decreased by 981 as compared to March 2021.

The number of employees decreased by 1,488 in deposit banks and increased by 507 in development and investment banks.

<sup>1</sup> -The deposit banks and development and investment banks are included for the figures of employees and branches.

### Number of Employees

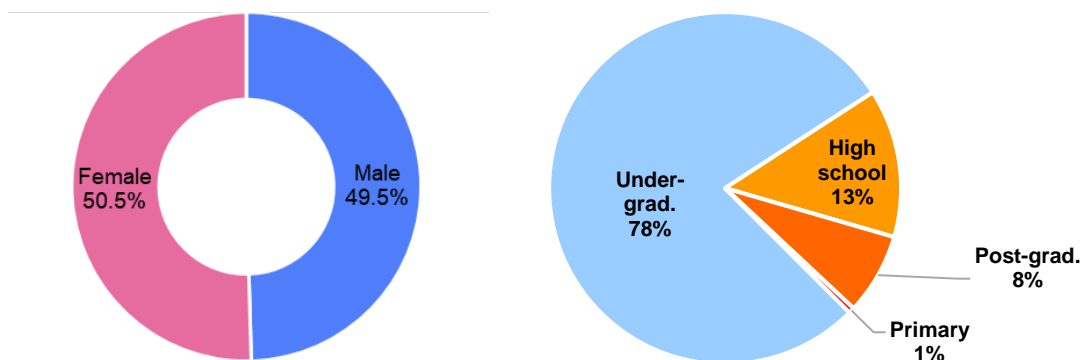


### Bank Employees by Gender and Education Level

As of March 2022 50,5 percent of the employees were female regarding the distribution of bank employees by gender.

Regarding the education level of bank employees, 78 percent of the employees had undergraduate degrees and 8 percent in postgraduate degrees, as of March 2022. This figure was 13 percent in high-school graduates.

### Bank Employees by Gender and Education Level



### Number of Branches

As of March 2022, the total number of branches in deposit banks and development and investment banks was 9,786.

### Number of Branches\*

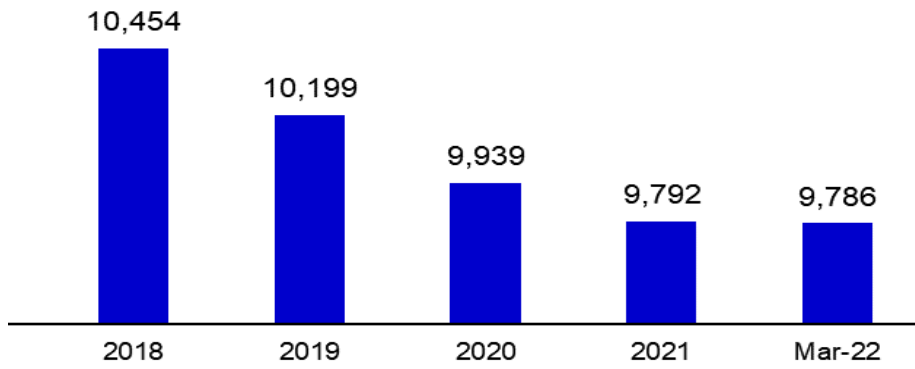
	March 2021	December 2021	March 2022
Deposit banks	9,858	9,724	9,715
Dev't. and inv. banks	66	68	71
<b>Total</b>	<b>9,924</b>	<b>9,792</b>	<b>9,786</b>

\* Branches in foreign countries and Turkish Republic of Northern Cyprus are included.

The number of branches decreased by 6, as compared to previous quarter and by 138, as compared to March 2021.

The number of branches per bank was 278 in deposit banks at the end of March 2022.

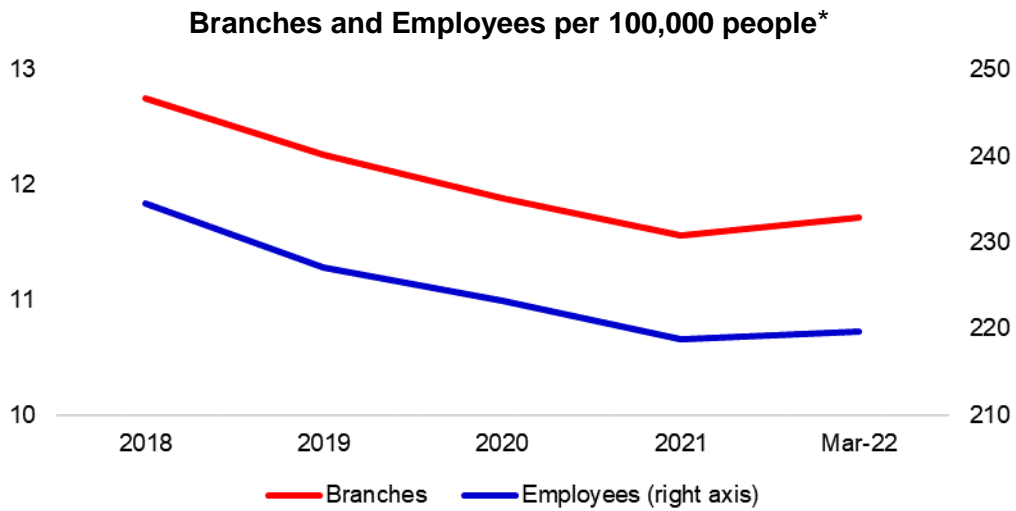
### Number of Branches



The rapid growth of non-branch channels and delegation of some services to outsourcing institutions affected the number of employees and branches.

### Branches and Employees per 100,000 people

As of March 2022, employees per 100,000 people was 220 and branches per 100,000 people was 11.6.



\*: 2021 population data were used in the calculations.

**Table 1 Number of Banks, Branches and Employees, March 2022**

	No. of Banks	No. of Branches*	No. of Employees		No. of Banks	No. of Branches*	No. of Employees
<b>Sector Total</b>	<b>51</b>	<b>9.786</b>	<b>185.000</b>	<b>Foreign Banks</b>	<b>21</b>	<b>2.436</b>	<b>51.841</b>
<b>Deposit Banks</b>	<b>35</b>	<b>9.715</b>	<b>179.401</b>	Alternatifbank A.Ş.		38	820
<b>State-owned Banks</b>	<b>3</b>	<b>3.714</b>	<b>61.485</b>	Arap Türk Bankası A.Ş.		7	280
Türkiye Cumhuriyeti Ziraat Bankası A.Ş.		1.751	24.423	Bank Mellat		3	44
Türkiye Halk Bankası A.Ş.		1.026	20.185	Bank of China Turkey A.Ş.		1	45
Türkiye Vakıflar Bankası T.A.O.		937	16.877	Burgan Bank A.Ş.		32	932
<b>Privately-owned Banks</b>	<b>8</b>	<b>3.563</b>	<b>65.824</b>	Citibank A.Ş.		3	385
Akbank T.A.Ş.		711	12.195	Denizbank A.Ş.		695	12.498
Anadolubank A.Ş.		116	1.661	Deutsche Bank A.Ş.		1	115
Fibabanka A.Ş.		46	1.709	Habib Bank Limited		1	25
Şekerbank T.A.Ş.		238	3.448	HSBC Bank A.Ş.		70	1.863
Turkish Bank A.Ş.		8	135	ICBC Turkey Bank A.Ş.		39	736
Türk Ekonomi Bankası A.Ş.		455	8.595	ING Bank A.Ş.		167	3.045
Türkiye İş Bankası A.Ş.		1.184	22.614	Intesa Sanpaolo S.p.A.		1	33
Yapı ve Kredi Bankası A.Ş.		805	15.467	JPMorgan Chase Bank N.A.		1	60
<b>Banks Under the Depo. Insurance Fund</b>	<b>3</b>	<b>2</b>	<b>251</b>	MUFG Bank Turkey A.Ş.		1	80
Adabank A.Ş.		1	25	Odea Bank A.Ş.		47	1.115
Birleşik Fon Bankası A.Ş.		1	226	QNB Finansbank A.Ş.		445	10.887
Türk Ticaret Bankası A.Ş.**		-	-	Rabobank A.Ş.		1	31
				Société Générale (SA)		1	33
				Turkland Bank A.Ş.		14	308
				Türkiye Garanti Bankası A.Ş.		868	18.506
				<b>Development and Investment Banks</b>	<b>16</b>	<b>71</b>	<b>5.599</b>
				Aktif Yatırım Bankası A.Ş.		13	786
				Bank of America Yatırım Bank A.Ş.		1	37
				BankPozitif Kredi ve Kalkınma Bankası A.Ş.		1	54
				D Yatırım Bankası A.Ş.		1	44
				Destek Yatırım Bankası A.Ş.**		1	29
				Diler Yatırım Bankası A.Ş.		1	18
				Golden Global Yatırım Bankası A.Ş.		1	47
				GSD Yatırım Bankası A.Ş.		3	41
				İller Bankası A.Ş.		19	2.619
				İstanbul Takas ve Saklama Bankası A.Ş.		1	296
				Nurol Yatırım Bankası A.Ş.		1	78
				Pasha Yatırım Bankası A.Ş.		1	61
				Standard Chartered Yatırım Bankası Türk A.Ş.		1	31
				Türk Eximbank		23	747
				Türkiye Kalkınma ve Yatırım Bankası A.Ş.		1	295
				Türkiye Sınai Kalkınma Bankası A.Ş.		2	416

\* Branches in foreign countries and Turkish Republic of Northern Cyprus are included.

\*\* Türk Ticaret Bankası A.Ş. has been taken the permission to make banking operations in the "Banks Under the Depo. Insurance Fund" group, with the resolution Nr: 9895 of BRSB, dated 5 November 2021 (which was published in Official Gazette dated November 20, 2021, Nr:31665). Destek Yatırım Bankası A.Ş. has been taken the permission to make banking operations in the "Development and Investment Banks" group, with the resolution Nr: 10024 of BRSB, dated 6 January 2022 (which was published in Official Gazette dated January 8, 2022, Nr:31713). The titles of the banks have been included in the list of member banks. Destek Yatırım Bankası A.Ş. has started its banking operations in 25 February 2022. However, since Türk Ticaret Bankası A.Ş. has not started their operations yet, they are not included in the tables containing March 2022 data.

This report has been prepared from the quarterly statistics of member banks (deposit banks and development and investment banks) that was submitted to the Banks Association of Turkey. The data of participation banks is not included. Whilst every effort has been made to ensure that the information contained in this report is correct, the Banks Association of Turkey can not accept any responsibility for any errors or omissions or for any consequences resulting therefrom.

**Table 2 Bank Employees by Gender and Education, March 2022**

Banks	Primary School			High School			Undergraduate			Postgraduate			Total		
	Male	Female	Total	Male	Female	Total	Male	Female	Total	Male	Female	Total	Male	Female	Total
<b>Sector Total</b>	<b>566</b>	<b>268</b>	<b>834</b>	<b>15.605</b>	<b>6.687</b>	<b>22.292</b>	<b>66.713</b>	<b>77.802</b>	<b>144.515</b>	<b>8.782</b>	<b>8.577</b>	<b>17.359</b>	<b>91.666</b>	<b>93.334</b>	<b>185.000</b>
<b>Deposit Banks</b>	<b>469</b>	<b>256</b>	<b>725</b>	<b>15.301</b>	<b>6.611</b>	<b>21.912</b>	<b>64.588</b>	<b>76.465</b>	<b>141.053</b>	<b>7.772</b>	<b>7.939</b>	<b>15.711</b>	<b>88.130</b>	<b>91.271</b>	<b>179.401</b>
<b>State-owned Banks</b>	<b>128</b>	<b>0</b>	<b>128</b>	<b>5.528</b>	<b>1.068</b>	<b>6.596</b>	<b>25.893</b>	<b>22.620</b>	<b>48.513</b>	<b>3.233</b>	<b>3.015</b>	<b>6.248</b>	<b>34.782</b>	<b>26.703</b>	<b>61.485</b>
Türkiye Cumhuriyeti Ziraat Bankası A.Ş.	58	0	58	3.106	389	3.495	10.811	7.750	18.561	1.267	1.042	2.309	15.242	9.181	24.423
Türkiye Halk Bankası A.Ş.	31	0	31	2.016	454	2.470	8.303	7.856	16.159	842	683	1.525	11.192	8.993	20.185
Türkiye Vakıflar Bankası T.A.O.	39	0	39	406	225	631	6.779	7.014	13.793	1.124	1.290	2.414	8.348	8.529	16.877
<b>Privately-owned Banks</b>	<b>109</b>	<b>8</b>	<b>117</b>	<b>4.353</b>	<b>2.095</b>	<b>6.448</b>	<b>23.213</b>	<b>30.874</b>	<b>54.087</b>	<b>2.469</b>	<b>2.703</b>	<b>5.172</b>	<b>30.144</b>	<b>35.680</b>	<b>65.824</b>
Akbank T.A.Ş.	17	0	17	323	94	417	4.759	5.626	10.385	661	715	1.376	5.760	6.435	12.195
Anadolubank A.Ş.	11	1	12	212	37	249	642	612	1.254	76	70	146	941	720	1.661
Fibabanka A.Ş.	8	1	9	139	57	196	591	692	1.283	118	103	221	856	853	1.709
Şekerbank T.A.Ş.	6	1	7	137	81	218	1.414	1.635	3.049	86	88	174	1.643	1.805	3.448
Turkish Bank A.Ş.	4	0	4	16	10	26	38	49	87	9	9	18	67	68	135
Türk Ekonomi Bankası A.Ş.	11	1	12	629	310	939	2.884	4.034	6.918	358	368	726	3.882	4.713	8.595
Türkiye İş Bankası A.Ş.	41	1	42	2.251	983	3.234	8.390	9.828	18.218	526	594	1.120	11.208	11.406	22.614
Yapı ve Kredi Bankası A.Ş.	11	3	14	646	523	1.169	4.495	8.398	12.893	635	756	1.391	5.787	9.680	15.467
<b>Banks Under Depo. Insurance Fund</b>	<b>8</b>	<b>2</b>	<b>10</b>	<b>68</b>	<b>12</b>	<b>80</b>	<b>64</b>	<b>77</b>	<b>141</b>	<b>8</b>	<b>12</b>	<b>20</b>	<b>148</b>	<b>103</b>	<b>251</b>
Adabank A.Ş.	1	0	1	2	2	4	9	10	19	0	1	1	12	13	25
Birleşik Fon Bankası A.Ş.	7	2	9	66	10	76	55	67	122	8	11	19	136	90	226

Banks	Primary School			High School			Undergraduate			Postgraduate			Total		
	Male	Female	Total	Male	Female	Total	Male	Female	Total	Male	Female	Total	Male	Female	Total
<b>Foreign Banks</b>	<b>224</b>	<b>246</b>	<b>470</b>	<b>5.352</b>	<b>3.436</b>	<b>8.788</b>	<b>15.418</b>	<b>22.894</b>	<b>38.312</b>	<b>2.062</b>	<b>2.209</b>	<b>4.271</b>	<b>23.056</b>	<b>28.785</b>	<b>51.841</b>
Alternatifbank A.Ş.	9	1	10	54	39	93	275	318	593	60	64	124	398	422	820
Arap Türk Bankası A.Ş.	11	1	12	49	9	58	85	78	163	28	19	47	173	107	280
Bank Mellat	3	0	3	7	1	8	24	4	28	4	1	5	38	6	44
Bank of China Turkey A.Ş.	0	0	0	0	0	0	16	11	27	12	6	18	28	17	45
Burgan Bank A.Ş.	2	0	2	49	34	83	316	419	735	65	47	112	432	500	932
Citibank A.Ş.	0	0	0	28	6	34	130	145	275	34	42	76	192	193	385
Denizbank A.Ş.	125	236	361	2.291	2.363	4.654	3.034	3.916	6.950	252	281	533	5.702	6.796	12.498
Deutsche Bank A.Ş.	1	0	1	3	1	4	33	51	84	13	13	26	50	65	115
Habib Bank Limited	1	0	1	3	0	3	10	10	20	1	0	1	15	10	25
HSBC Bank A.Ş.	5	0	5	108	66	174	499	1.031	1.530	81	73	154	693	1.170	1.863
ICBC Turkey Bank A.Ş.	5	0	5	52	16	68	250	315	565	49	49	98	356	380	736
ING Bank A.Ş.	6	0	6	140	65	205	990	1.503	2.493	174	167	341	1.310	1.735	3.045
Intesa Sanpaolo S.p.A.	0	0	0	1	0	1	8	11	19	7	6	13	16	17	33
JPMorgan Chase Bank N.A.	4	1	5	1	3	4	17	19	36	7	8	15	29	31	60
MUFG Bank Turkey A.Ş.	0	0	0	4	1	5	22	33	55	13	7	20	39	41	80
Odea Bank A.Ş.	3	0	3	32	5	37	349	554	903	91	81	172	475	640	1.115
QNB Finansbank A.Ş.	33	4	37	1.060	474	1.534	3.208	5.295	8.503	371	442	813	4.672	6.215	10.887
Rabobank A.Ş.	0	0	0	1	0	1	9	4	13	11	6	17	21	10	31
Société Générale (SA)	3	0	3	2	2	4	10	10	20	5	1	6	20	13	33
Turkland Bank A.Ş.	1	0	1	37	11	48	104	115	219	23	17	40	165	143	308
Türkiye Garanti Bankası A.Ş.	12	3	15	1.430	340	1.770	6.029	9.052	15.081	761	879	1.640	8.232	10.274	18.506
<b>Development and Investment Banks</b>	<b>97</b>	<b>12</b>	<b>109</b>	<b>304</b>	<b>76</b>	<b>380</b>	<b>2.125</b>	<b>1.337</b>	<b>3.462</b>	<b>1.010</b>	<b>638</b>	<b>1.648</b>	<b>3.536</b>	<b>2.063</b>	<b>5.599</b>
Aktif Yatırım Bankası A.Ş.	1	0	1	53	16	69	330	273	603	67	46	113	451	335	786
Bank of America Yatırım Bank A.Ş.	0	0	0	0	0	0	11	12	23	8	6	14	19	18	37
BankPozitif Kredi ve Kalkınma Bankası A.Ş.	1	0	1	3	2	5	22	19	41	5	2	7	31	23	54
D Yatırım Bankası A.Ş.	1	0	1	0	0	0	12	13	25	8	10	18	21	23	44
Destek Yatırım Bankası A.Ş.	0	0	0	0	0	0	15	12	27	2	0	2	17	12	29
Diler Yatırım Bankası A.Ş.	0	0	0	1	0	1	4	10	14	2	1	3	7	11	18
Golden Global Yatırım Bankası A.Ş.	0	0	0	2	0	2	14	10	24	12	9	21	28	19	47
GSD Yatırım Bankası A.Ş.	0	0	0	2	0	2	20	15	35	3	1	4	25	16	41
İller Bankası A.Ş.	63	2	65	160	31	191	1.133	494	1.627	464	272	736	1.820	799	2.619
İstanbul Takas ve Saklama Bankası A.Ş.	1	0	1	11	3	14	106	89	195	55	31	86	173	123	296
Nurul Yatırım Bankası A.Ş.	1	2	3	6	1	7	29	32	61	4	3	7	40	38	78
Pasha Yatırım Bankası A.Ş.	0	0	0	1	2	3	20	20	40	8	10	18	29	32	61
Standard Chartered Yatırım Bankası Türk A.	2	2	4	2	2	4	4	7	11	6	6	12	14	17	31
Türk Eximbank	14	3	17	33	12	45	185	99	284	250	151	401	482	265	747
Türkiye Kalkınma ve Yatırım Bankası A.Ş.	7	1	8	12	2	14	104	90	194	48	31	79	171	124	295
Türkiye Sınai Kalkınma Bankası A.Ş.	6	2	8	18	5	23	116	142	258	68	59	127	208	208	416



**Table 3 Number of Branches and Employees (2021 - 2022 March)**

	No.of Branches			No.of Employees		
	2021 March	2021 Dec.	2022 March	2021 March	2021 Dec.	2022 March
<b>Sector Total</b>	<b>9.923</b>	<b>9.792</b>	<b>9.786</b>	<b>185.981</b>	<b>185.248</b>	<b>185.000</b>
<b>Deposit Banks</b>	<b>9.858</b>	<b>9.724</b>	<b>9.715</b>	<b>180.889</b>	<b>179.681</b>	<b>179.401</b>
<b>State-owned Banks</b>	<b>3.703</b>	<b>3.715</b>	<b>3.714</b>	<b>61.452</b>	<b>61.874</b>	<b>61.485</b>
Türkiye Cumhuriyeti Ziraat Bankası A.Ş.	1.752	1.752	1.751	24.560	24.607	24.423
Türkiye Halk Bankası A.Ş.	1.013	1.023	1.026	20.171	20.339	20.185
Türkiye Vakıflar Bankası T.A.O.	938	940	937	16.721	16.928	16.877
<b>Privately-owned Banks</b>	<b>3.634</b>	<b>3.573</b>	<b>3.563</b>	<b>67.341</b>	<b>66.133</b>	<b>65.824</b>
Akbank T.A.Ş.	714	711	711	12.399	12.184	12.195
Anadolubank A.Ş.	114	115	116	1.645	1.655	1.661
Fibabanka A.Ş.	50	47	46	1.663	1.766	1.709
Şekerbank T.A.Ş.	238	238	238	3.281	3.554	3.448
Turkish Bank A.Ş.	8	8	8	153	148	135
Türk Ekonomi Bankası A.Ş.	455	455	455	8.819	8.572	8.595
Türkiye İş Bankası A.Ş.	1.220	1.195	1.184	23.387	22.802	22.614
Yapı ve Kredi Bankası A.Ş.	835	804	805	15.994	15.452	15.467
<b>Banks Under the Dep.Ins.Fund</b>	<b>2</b>	<b>2</b>	<b>2</b>	<b>245</b>	<b>254</b>	<b>251</b>
Adabank A.Ş.	1	1	1	25	25	25
Birleşik Fon Bankası A.Ş.	1	1	1	220	229	226
<b>Foreign Banks</b>	<b>2.519</b>	<b>2.434</b>	<b>2.436</b>	<b>51.851</b>	<b>51.420</b>	<b>51.841</b>
Alternatifbank A.Ş.	44	41	38	873	885	820
Arap Türk Bankası A.Ş.	7	7	7	280	284	280
Bank Mellat	3	3	3	46	43	44
Bank of China Turkey A.Ş.	1	1	1	43	42	45
Burgan Bank A.Ş.	32	32	32	907	928	932
Citibank A.Ş.	3	3	3	382	387	385
Denizbank A.Ş.	694	687	695	12.061	12.072	12.498
Deutsche Bank A.Ş.	1	1	1	110	114	115
Habib Bank Limited	1	1	1	23	25	25
HSBC Bank A.Ş.	77	70	70	1.917	1.873	1.863
ICBC Turkey Bank A.Ş.	39	39	39	726	729	736
ING Bank A.Ş.	191	167	167	3.390	3.094	3.045
Intesa Sanpaolo S.p.A.	1	1	1	33	33	33
JPMorgan Chase Bank N.A.	1	1	1	57	59	60
MUFG Bank Turkey A.Ş.	1	1	1	78	78	80
Odea Bank A.Ş.	48	48	47	1.089	1.111	1.115
QNB Finansbank A.Ş.	467	444	445	10.857	10.944	10.887
Rabobank A.Ş.	1	1	1	32	32	31
Société Générale (SA)	1	1	1	34	34	33
Turkland Bank A.Ş.	14	14	14	298	299	308
Türkiye Garanti Bankası A.Ş.	892	871	868	18.615	18.354	18.506
<b>Development and Investment Banks</b>	<b>65</b>	<b>68</b>	<b>71</b>	<b>5.092</b>	<b>5.567</b>	<b>5.599</b>
Aktif Yatırım Bankası A.Ş.	12	12	13	754	795	786
Bank of America Yatırım Bank A.Ş.	1	1	1	39	38	37
BankPozitif Kredi ve Kalkınma Bankası A.Ş.	1	1	1	54	52	54
D Yatırım Bankası A.Ş.	-	1	1	-	40	44
Destek Yatırım Bankası A.Ş.	-	-	1	-	-	29
Diler Yatırım Bankası A.Ş.	1	1	1	18	18	18
Golden Global Yatırım Bankası A.Ş.	1	1	1	34	43	47
GSD Yatırım Bankası A.Ş.	2	3	3	35	40	41
İller Bankası A.Ş.	19	19	19	2.338	2.638	2.619
İstanbul Takas ve Saklama Bankası A.Ş.	1	1	1	280	297	296
Nurol Yatırım Bankası A.Ş.	1	1	1	71	74	78
Pasha Yatırım Bankası A.Ş.	1	1	1	53	60	61
Standard Chartered Yatırım Bankası Türk A.Ş.	1	1	1	31	32	31
Türk Eximbank	1	22	23	712	734	747
Türkiye Kalkınma ve Yatırım Bankası A.Ş.	22	1	1	280	298	295
Türkiye Sınai Kalkınma Bankası A.Ş.	1	2	2	393	408	416