

# Quarterly Statistics by Banks, Employees and Branches in Banking System

September 2021

Report Code: DE13

October 2021





## Contents

	<u>Page No.</u>
Number of Banks.....	i
Number of Employees.....	i
Bank Employees by Gender and Education Level .....	ii
Number of Branches.....	ii
Number of Employees and Branches per 100.000 People.....	iii

### Tables

Table 1	Number of Branches and Employees by Banks and Groups, September 2021.....	1
Table 2	Bank Employees by Sex and Education, as of September 2021.....	2
Table 3	Number of Branches and Employees (2020 - 2021 September).....	4

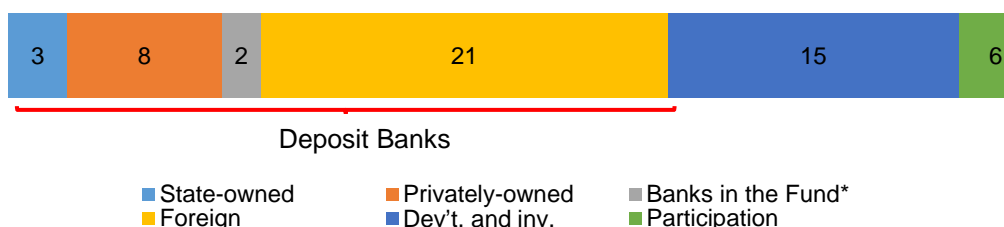
## Quarterly Statistics by Banks, Employees and Branches in Banking System<sup>1</sup>

September 2021

### Number of Banks

The number of deposit, development and investment banks was 55 at the end of September 2021 with 34 in deposit banks group and 15 in development and investment banks group, while there were also 6 participation banks.

### Number of Banks in the System



\* Banks under the Deposit Insurance Fund

### Number of Employees

As of September 2021, the number of employees in deposit banks and development and investment banks was 184,694.

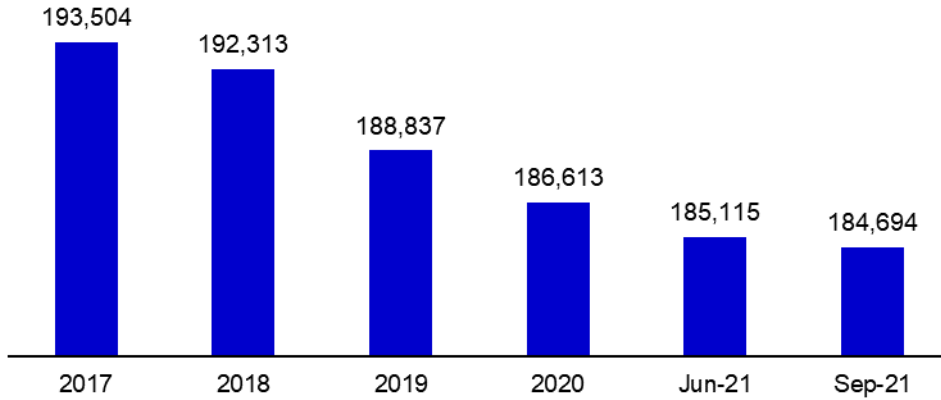
### Number of Employees

	September 2020	December 2020	September 2021
Deposit banks	181,487	181,489	179,281
Dev't. and inv. banks	5,167	5,124	5,413
<b>Total</b>	<b>186,654</b>	<b>186,613</b>	<b>184,694</b>

The number of employees decreased by 1,919 as compared to December 2020 and by 1,960 (1.1 percent), as compared to September 2020.

<sup>1</sup> -The deposit banks and development and investment banks are included for the figures of employees and branches.

### Number of Employees

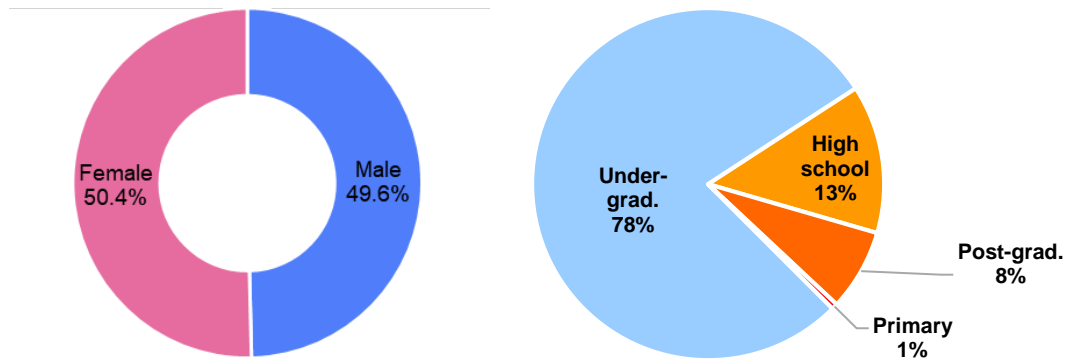


### Bank Employees by Gender and Education Level

As of September 2021 50,4 percent of the employees were female regarding the distribution of bank employees by gender.

Regarding the education level of bank employees, 78 percent of the employees had undergraduate degrees and 8 percent in postgraduate degrees, as of September 2021. This figure was 13 percent in high-school graduates.

### Bank Employees by Gender and Education Level



### Number of Branches

As of September 2021, the total number of branches in deposit banks and development and investment banks was 9,863.

### Number of Branches\*

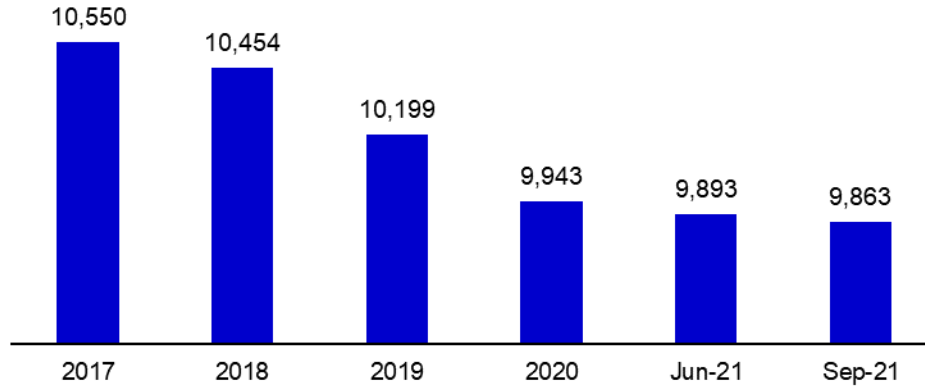
	September 2020	December 2020	September 2021
Deposit banks	10,015	9,879	9,795
Dev't. and inv. banks	64	64	68
<b>Total</b>	<b>10,079</b>	<b>9,943</b>	<b>9,863</b>

\* Branches in foreign countries and Turkish Republic of Northern Cyprus are included.

The number of branches decreased by 80, as compared to December 2020 and by 216, as compared to September 2020.

The number of branches per bank was 288 in deposit banks at the end of September 2021.

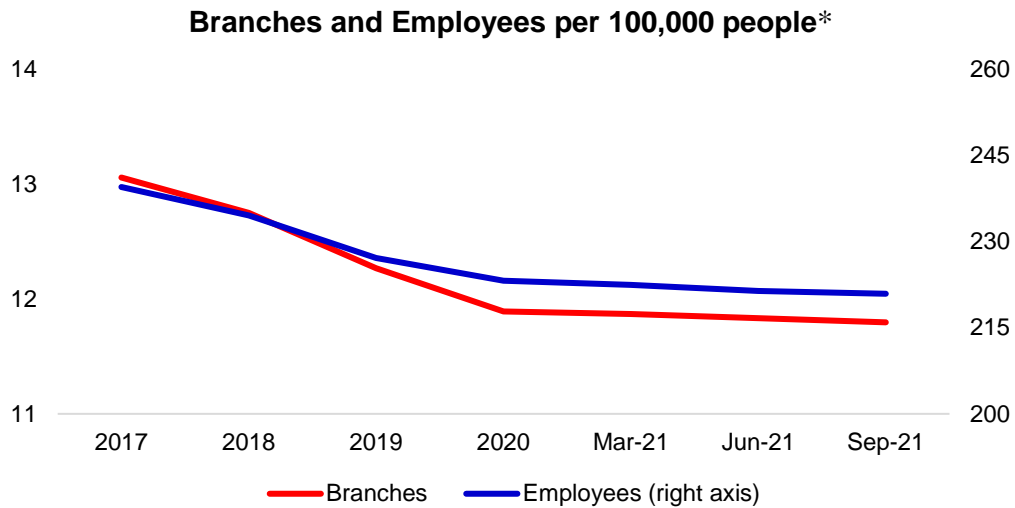
### Number of Branches



The rapid growth of non-branch channels and delegation of some services to outsourcing institutions affected the number of employees and branches.

### Branches and Employees per 100,000 people

As of September 2021, employees per 100,000 people was 221 and branches per 100,000 people was 12.



\*: 2020 population data were used in the calculations.

**Table 1 Number of Banks, Branches and Employees, September 2021**

	No. of Banks	No. of Branches*	No. of Employees		No. of Banks	No. of Branches*	No. of Employees
<b>Sector Total</b>	<b>49</b>	<b>9,863</b>	<b>184,694</b>	<b>Foreign Banks</b>	<b>21</b>	<b>2,485</b>	<b>51,410</b>
<b>Deposit Banks</b>	<b>34</b>	<b>9,795</b>	<b>179,281</b>	Alternatifbank A.Ş.		44	878
<b>State-owned Banks</b>	<b>3</b>	<b>3,705</b>	<b>61,419</b>	Arap Türk Bankası A.Ş.		7	278
Türkiye Cumhuriyeti Ziraat Bankası A.Ş.		1,751	24,556	Bank Mellat		3	45
Türkiye Halk Bankası A.Ş.		1,016	20,042	Bank of China Turkey A.Ş.		1	45
Türkiye Vakıflar Bankası T.A.O.		938	16,821	Burgan Bank A.Ş.		32	928
<b>Privately-owned Banks</b>	<b>8</b>	<b>3,603</b>	<b>66,205</b>	Citibank A.Ş.		3	380
Akbank T.A.Ş.		711	12,140	Denizbank A.Ş.		690	11,945
Anadolubank A.Ş.		115	1,650	Deutsche Bank A.Ş.		1	113
Fibabanka A.Ş.		48	1,753	Habib Bank Limited		1	22
Şekerbank T.A.Ş.		238	3,216	HSBC Bank A.Ş.		76	1,892
Turkish Bank A.Ş.		8	141	ICBC Turkey Bank A.Ş.		39	730
Türk Ekonomi Bankası A.Ş.		456	8,620	ING Bank A.Ş.		181	3,181
Türkiye İş Bankası A.Ş.		1,201	22,890	Intesa Sanpaolo S.p.A.		1	33
Yapı ve Kredi Bankası A.Ş.		826	15,795	JPMorgan Chase Bank N.A.		1	58
<b>Banks Under the Depo. Insurance Fund</b>	<b>2</b>	<b>2</b>	<b>247</b>	MUFG Bank Turkey A.Ş.		1	81
Adabank A.Ş.		1	25	Odea Bank A.Ş.		48	1,112
Birleşik Fon Bankası A.Ş.		1	222	QNB Finansbank A.Ş.		466	10,837
				Rabobank A.Ş.		1	32
				Société Générale (SA)		1	34
				Turkland Bank A.Ş.		14	300
				Türkiye Garanti Bankası A.Ş.		874	18,486
				<b>Development and Investment Banks</b>	<b>15</b>	<b>68</b>	<b>5,413</b>
				Aktif Yatırım Bankası A.Ş.		12	781
				Bank of America Yatırım Bank A.Ş.		1	39
				BankPozitif Kredi ve Kalkınma Bankası A.Ş.		1	54
				D Yatırım Bankası A.Ş.**		1	34
				Diler Yatırım Bankası A.Ş.		1	17
				Golden Global Yatırım Bankası A.Ş.		1	43
				GSD Yatırım Bankası A.Ş.		3	38
				İller Bankası A.Ş.		19	2,555
				İstanbul Takas ve Saklama Bankası A.Ş.		1	287
				Nurol Yatırım Bankası A.Ş.		1	75
				Pasha Yatırım Bankası A.Ş.		1	58
				Standard Chartered Yatırım Bankası Türk A.Ş.		1	32
				Türk Eximbank		22	719
				Türkiye Kalkınma ve Yatırım Bankası A.Ş.		1	289
				Türkiye Sınai Kalkınma Bankası A.Ş.		2	392

\* Branches in foreign countries and Turkish Republic of Northern Cyprus are included.

\*\* D Yatırım Bankası A.Ş. has been taken the permission to make banking operations in the "development and investment banks" group, with the resolution Nr: 9568 of BRSSB, dated 21 May 2021 (which was published in Official Gazette 26 May 2021, Nr:31492). The name of the bank has been included in the list of member banks by this date. However, since it has not started its operations yet, it is not included in the tables containing June 2021 data.

This report has been prepared from the quarterly statistics of member banks (deposit banks and development and investment banks) that was submitted to the Banks Association of Turkey. The data of participation banks is not included.

Whilst every effort has been made to ensure that the information contained in this report is correct, the Banks Association of Turkey can not accept any responsibility for any errors or omissions or for any consequences resulting therefrom.

**Table 2 Bank Employees by Gender and Education, September 2021**

Banks	Primary School			High School			Undergraduate			Postgraduate			Total		
	Male	Female	Total	Male	Female	Total	Male	Female	Total	Male	Female	Total	Male	Female	Total
<b>Sector Total</b>	<b>660</b>	<b>278</b>	<b>938</b>	<b>15,601</b>	<b>6,849</b>	<b>22,450</b>	<b>66,733</b>	<b>77,518</b>	<b>144,251</b>	<b>8,648</b>	<b>8,407</b>	<b>17,055</b>	<b>91,642</b>	<b>93,052</b>	<b>184,694</b>
<b>Deposit Banks</b>	<b>554</b>	<b>261</b>	<b>815</b>	<b>15,287</b>	<b>6,772</b>	<b>22,059</b>	<b>64,709</b>	<b>76,243</b>	<b>140,952</b>	<b>7,661</b>	<b>7,794</b>	<b>15,455</b>	<b>88,211</b>	<b>91,070</b>	<b>179,281</b>
<b>State-owned Banks</b>	<b>193</b>	<b>1</b>	<b>194</b>	<b>5,417</b>	<b>1,111</b>	<b>6,528</b>	<b>25,954</b>	<b>22,682</b>	<b>48,636</b>	<b>3,140</b>	<b>2,921</b>	<b>6,061</b>	<b>34,704</b>	<b>26,715</b>	<b>61,419</b>
Türkiye Cumhuriyeti Ziraat Bankası A.Ş.	116	0	116	2,994	413	3,407	10,894	7,851	18,745	1,243	1,045	2,288	15,247	9,309	24,556
Türkiye Halk Bankası A.Ş.	34	0	34	2,001	468	2,469	8,264	7,769	16,033	836	670	1,506	11,135	8,907	20,042
Türkiye Vakıflar Bankası T.A.O.	43	1	44	422	230	652	6,796	7,062	13,858	1,061	1,206	2,267	8,322	8,499	16,821
<b>Privately-owned Banks</b>	<b>118</b>	<b>8</b>	<b>126</b>	<b>4,498</b>	<b>2,222</b>	<b>6,720</b>	<b>23,393</b>	<b>30,792</b>	<b>54,185</b>	<b>2,478</b>	<b>2,696</b>	<b>5,174</b>	<b>30,487</b>	<b>35,718</b>	<b>66,205</b>
Akbank T.A.Ş.	18	0	18	331	102	433	4,747	5,559	10,306	663	720	1,383	5,759	6,381	12,140
Anadolubank A.Ş.	12	0	12	212	39	251	637	598	1,235	78	74	152	939	711	1,650
Fibabanka A.Ş.	9	2	11	143	57	200	653	681	1,334	112	96	208	917	836	1,753
Şekerbank T.A.Ş.	7	1	8	142	80	222	1,374	1,441	2,815	88	83	171	1,611	1,605	3,216
Turkish Bank A.Ş.	4	0	4	14	10	24	43	55	98	9	6	15	70	71	141
Türk Ekonomi Bankası A.Ş.	12	1	13	653	322	975	2,896	4,016	6,912	354	366	720	3,915	4,705	8,620
Türkiye İş Bankası A.Ş.	44	1	45	2,293	1,030	3,323	8,476	9,918	18,394	534	594	1,128	11,347	11,543	22,890
Yapı ve Kredi Bankası A.Ş.	12	3	15	710	582	1,292	4,567	8,524	13,091	640	757	1,397	5,929	9,866	15,795
<b>Banks Under Depo. Insurance Fund</b>	<b>9</b>	<b>2</b>	<b>11</b>	<b>71</b>	<b>14</b>	<b>85</b>	<b>62</b>	<b>70</b>	<b>132</b>	<b>10</b>	<b>9</b>	<b>19</b>	<b>152</b>	<b>95</b>	<b>247</b>
Adabank A.Ş.	1	0	1	2	2	4	9	10	19	0	1	1	12	13	25
Birleşik Fon Bankası A.Ş.	8	2	10	69	12	81	53	60	113	10	8	18	140	82	222

Banks	Primary School			High School			Undergraduate			Postgraduate			Total		
	Male	Female	Total	Male	Female	Total	Male	Female	Total	Male	Female	Total	Male	Female	Total
<b>Foreign Banks</b>	<b>234</b>	<b>250</b>	<b>484</b>	<b>5,301</b>	<b>3,425</b>	<b>8,726</b>	<b>15,300</b>	<b>22,699</b>	<b>37,999</b>	<b>2,033</b>	<b>2,168</b>	<b>4,201</b>	<b>22,868</b>	<b>28,542</b>	<b>51,410</b>
Alternatifbank A.Ş.	10	1	11	47	39	86	285	363	648	70	63	133	412	466	878
Arap Türk Bankası A.Ş.	10	1	11	45	10	55	87	77	164	27	21	48	169	109	278
Bank Mellat	3	0	3	7	1	8	27	4	31	2	1	3	39	6	45
Bank of China Turkey A.Ş.	0	0	0	0	0	0	15	12	27	13	5	18	28	17	45
Burgan Bank A.Ş.	2	0	2	49	32	81	310	423	733	64	48	112	425	503	928
Citibank A.Ş.	0	0	0	27	8	35	131	137	268	36	41	77	194	186	380
Denizbank A.Ş.	129	240	369	2,223	2,343	4,566	2,886	3,613	6,499	244	267	511	5,482	6,463	11,945
Deutsche Bank A.Ş.	1	0	1	4	1	5	32	48	80	14	13	27	51	62	113
Habib Bank Limited	1	0	1	3	0	3	9	8	17	1	0	1	14	8	22
HSBC Bank A.Ş.	4	0	4	113	68	181	505	1,045	1,550	78	79	157	700	1,192	1,892
ICBC Turkey Bank A.Ş.	5	0	5	52	16	68	240	327	567	44	46	90	341	389	730
ING Bank A.Ş.	8	0	8	155	71	226	1,040	1,571	2,611	167	169	336	1,370	1,811	3,181
Intesa Sanpaolo S.p.A.	0	0	0	1	0	1	8	11	19	7	6	13	16	17	33
JPMorgan Chase Bank N.A.	4	1	5	0	2	2	18	18	36	8	7	15	30	28	58
MUFG Bank Turkey A.Ş.	0	0	0	2	0	2	22	35	57	13	9	22	37	44	81
Odea Bank A.Ş.	3	0	3	33	5	38	352	547	899	93	79	172	481	631	1,112
QNB Finansbank A.Ş.	35	4	39	1,075	466	1,541	3,184	5,228	8,412	395	450	845	4,689	6,148	10,837
Rabobank A.Ş.	0	0	0	1	0	1	9	4	13	11	7	18	21	11	32
Société Générale (SA)	4	0	4	2	3	5	9	10	19	5	1	6	20	14	34
Turkland Bank A.Ş.	1	0	1	36	11	47	101	110	211	21	20	41	159	141	300
Türkiye Garanti Bankası A.Ş.	14	3	17	1,426	349	1,775	6,030	9,108	15,138	720	836	1,556	8,190	10,296	18,486
<b>Development and Investment Banks</b>	<b>106</b>	<b>17</b>	<b>123</b>	<b>314</b>	<b>77</b>	<b>391</b>	<b>2,024</b>	<b>1,275</b>	<b>3,299</b>	<b>987</b>	<b>613</b>	<b>1,600</b>	<b>3,431</b>	<b>1,982</b>	<b>5,413</b>
Aktif Yatırım Bankası A.Ş.	1	0	1	57	15	72	324	268	592	69	47	116	451	330	781
Bank of America Yatırım Bank A.Ş.	0	0	0	0	0	0	11	12	23	9	7	16	20	19	39
BankPozitif Kredi ve Kalkınma Bankası A.Ş.	1	0	1	3	2	5	22	19	41	5	2	7	31	23	54
D Yatırım Bankası A.Ş.	1	0	1	0	0	0	8	8	16	7	10	17	16	18	34
Diler Yatırım Bankası A.Ş.	0	0	0	1	0	1	4	9	13	2	1	3	7	10	17
Golden Global Yatırım Bankası A.Ş.	0	0	0	2	0	2	14	8	22	12	7	19	28	15	43
GSD Yatırım Bankası A.Ş.	0	0	0	2	0	2	21	12	33	2	1	3	25	13	38
İller Bankası A.Ş.	64	5	69	164	31	195	1,075	487	1,562	462	267	729	1,765	790	2,555
İstanbul Takas ve Saklama Bankası A.Ş.	4	1	5	12	1	13	109	86	195	49	25	74	174	113	287
Nurol Yatırım Bankası A.Ş.	1	2	3	6	1	7	28	30	58	4	3	7	39	36	75
Pasha Yatırım Bankası A.Ş.	0	0	0	1	2	3	18	21	39	9	7	16	28	30	58
Standard Chartered Yatırım Bankası Türk A.	2	2	4	2	4	6	4	6	10	6	6	12	14	18	32
Türk Eximbank	17	4	21	32	12	44	176	87	263	243	148	391	468	251	719
Türkiye Kalkınma ve Yatırım Bankası A.Ş.	8	1	9	14	2	16	102	90	192	46	26	72	170	119	289
Türkiye Sınai Kalkınma Bankası A.Ş.	7	2	9	18	7	25	108	132	240	62	56	118	195	197	392



**Table 3 Number of Branches and Employees (2020 - 2021 Sept.)**

	No.of Branches			No.of Employees		
	2020 Sept.	2020 Dec.	2021 Sept.	2020 Sept.	2020 Dec.	2021 Sept.
<b>Sector Total</b>	<b>10,078</b>	<b>9,939</b>	<b>9,863</b>	<b>186,654</b>	<b>186,612</b>	<b>184,694</b>
<b>Deposit Banks</b>	<b>10,015</b>	<b>9,875</b>	<b>9,795</b>	<b>181,487</b>	<b>181,488</b>	<b>179,281</b>
<b>State-owned Banks</b>	<b>3,707</b>	<b>3,701</b>	<b>3,705</b>	<b>60,106</b>	<b>61,592</b>	<b>61,419</b>
Türkiye Cumhuriyeti Ziraat Bankası A.Ş.	1,758	1,752	1,751	24,350	24,673	24,556
Türkiye Halk Bankası A.Ş.	1,011	1,013	1,016	19,042	20,171	20,042
Türkiye Vakıflar Bankası T.A.O.	938	936	938	16,714	16,748	16,821
<b>Privately-owned Banks</b>	<b>3,693</b>	<b>3,643</b>	<b>3,603</b>	<b>67,990</b>	<b>67,498</b>	<b>66,205</b>
Akbank T.A.Ş.	719	716	711	12,547	12,459	12,140
Anadolubank A.Ş.	113	114	115	1,622	1,646	1,650
Fibabanka A.Ş.	58	50	48	1,663	1,549	1,753
Şekerbank T.A.Ş.	238	238	238	3,169	3,272	3,216
Turkish Bank A.Ş.	8	8	8	166	167	141
Türk Ekonomi Bankası A.Ş.	471	455	456	8,845	8,850	8,620
Türkiye İş Bankası A.Ş.	1,241	1,227	1,201	23,581	23,518	22,890
Yapı ve Kredi Bankası A.Ş.	845	835	826	16,397	16,037	15,795
<b>Banks Under the Dep.Ins.Fund</b>	<b>2</b>	<b>2</b>	<b>2</b>	<b>242</b>	<b>243</b>	<b>247</b>
Adabank A.Ş.	1	1	1	25	25	25
Birleşik Fon Bankası A.Ş.	1	1	1	217	218	222
<b>Foreign Banks</b>	<b>2,613</b>	<b>2,529</b>	<b>2,485</b>	<b>53,149</b>	<b>52,155</b>	<b>51,410</b>
Alternatifbank A.Ş.	49	44	44	869	859	878
Arap Türk Bankası A.Ş.	7	7	7	280	279	278
Bank Mellat	3	3	3	46	45	45
Bank of China Turkey A.Ş.	1	1	1	43	44	45
Burgan Bank A.Ş.	33	32	32	965	951	928
Citibank A.Ş.	3	3	3	375	379	380
Denizbank A.Ş.	707	696	690	12,193	11,932	11,945
Deutsche Bank A.Ş.	1	1	1	110	111	113
Habib Bank Limited	1	1	1	20	20	22
HSBC Bank A.Ş.	77	77	76	1,970	1,948	1,892
ICBC Turkey Bank A.Ş.	39	39	39	739	730	730
ING Bank A.Ş.	205	191	181	3,590	3,442	3,181
Intesa Sanpaolo S.p.A.	1	1	1	31	32	33
JPMorgan Chase Bank N.A.	1	1	1	54	55	58
MUFG Bank Turkey A.Ş.	1	1	1	81	82	81
Odea Bank A.Ş.	48	48	48	1,113	1,109	1,112
QNB Finansbank A.Ş.	515	475	466	11,643	11,111	10,837
Rabobank A.Ş.	1	1	1	31	31	32
Société Générale (SA)	1	1	1	37	36	34
Turkland Bank A.Ş.	17	14	14	347	303	300
Türkiye Garanti Bankası A.Ş.	902	892	874	18,612	18,656	18,486
<b>Development and Investment Banks</b>	<b>63</b>	<b>64</b>	<b>68</b>	<b>5,167</b>	<b>5,124</b>	<b>5,413</b>
Aktif Yatırım Bankası A.Ş.	12	12	12	752	764	781
Bank of America Yatırım Bank A.Ş.	1	1	1	37	38	39
BankPozitif Kredi ve Kalkınma Bankası A.Ş.	1	1	1	51	51	54
D Yatırım Bankası A.Ş.	-	-	1	-	-	34
Diler Yatırım Bankası A.Ş.	1	1	1	19	19	17
Golden Global Yatırım Bankası A.Ş.	1	1	1	20	24	43
GSD Yatırım Bankası A.Ş.	2	2	3	36	36	38
İller Bankası A.Ş.	19	19	19	2,390	2,377	2,555
İstanbul Takas ve Saklama Bankası A.Ş.	1	1	1	290	288	287
Nurol Yatırım Bankası A.Ş.	1	1	1	68	67	75
Pasha Yatırım Bankası A.Ş.	1	1	1	59	56	58
Standard Chartered Yatırım Bankası Türk A.Ş.	1	1	1	30	31	32
Türk Eximbank	1	20	22	740	711	719
Türkiye Kalkınma ve Yatırım Bankası A.Ş.	20	1	1	298	273	289
Türkiye Sınai Kalkınma Bankası A.Ş.	1	2	2	377	389	392