

# Quarterly Statistics by Banks, Employees and Branches in Banking System

June 2021

Report Code: DE13

July 2021





## Contents

	<u>Page No.</u>
Number of Banks.....	i
Number of Employees.....	i
Bank Employees by Gender and Education Level .....	ii
Number of Branches.....	ii
Number of Employees and Branches per 100.000 People.....	iii

### Tables

Table 1	Number of Branches and Employees by Banks and Groups, June 2021.....	1
Table 2	Bank Employees by Sex and Education, as of June 2021.....	2
Table 3	Number of Branches and Employees (2020 - 2021 June).....	4

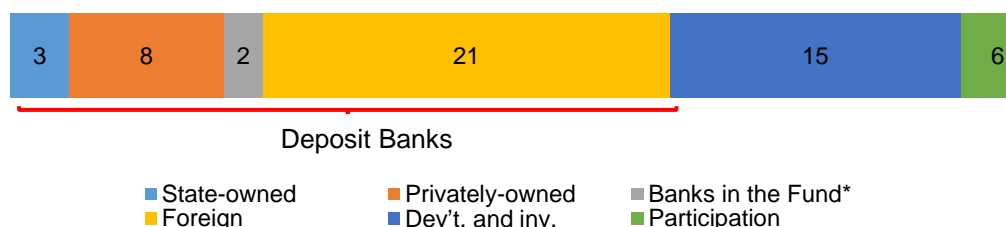
## Quarterly Statistics by Banks, Employees and Branches in Banking System<sup>1</sup>

June 2021

### Number of Banks

The number of deposit, development and investment banks was 55 at the end of June 2021 with 34 in deposit banks group and 15 in development and investment banks group, while there were also 6 participation banks.

### Number of Banks in the System



### Number of Employees

As of June 2021, the number of employees in deposit banks and development and investment banks was 185.115.

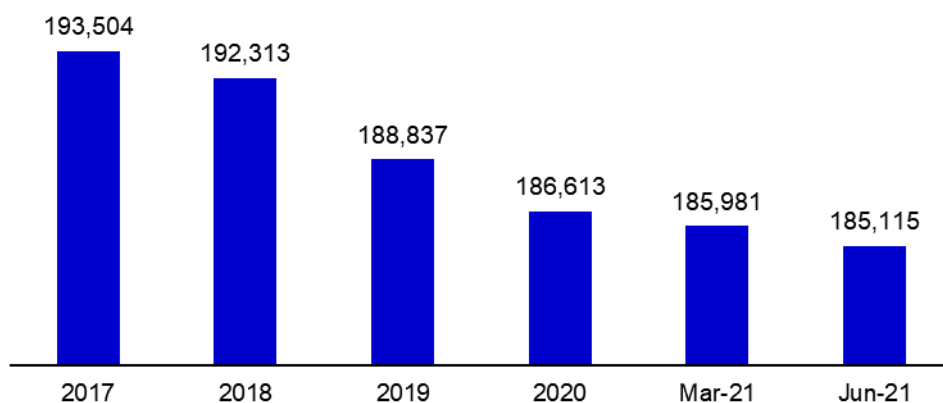
### Number of Employees

	June 2020	December 2020	June 2021
Deposit banks	182,331	181,489	180,019
Dev't. and inv. banks	5,159	5,124	5,096
<b>Total</b>	<b>187,490</b>	<b>186,613</b>	<b>185,115</b>

The number of employees decreased by 1,498 as compared to December 2020 and by 2,312 (1.3 percent), as compared to June 2020.

<sup>1</sup> The deposit banks and development and investment banks are included for the figures of employees and branches.

### Number of Employees

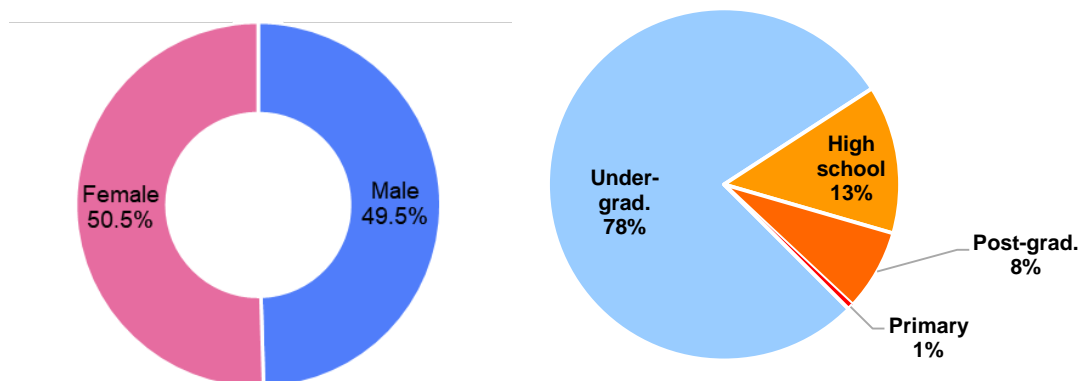


### Bank Employees by Gender and Education Level

As of June 2021 50,5 percent of the employees were female regarding the distribution of bank employees by gender.

Regarding the education level of bank employees, 78 percent of the employees had undergraduate degrees and 8 percent in postgraduate degrees, as of March 2021. This figure was 13 percent in high-school graduates.

### Bank Employees by Gender and Education Level



### Number of Branches

As of June 2021, the total number of branches in deposit banks and development and investment banks was 9,893.

### Number of Branches\*

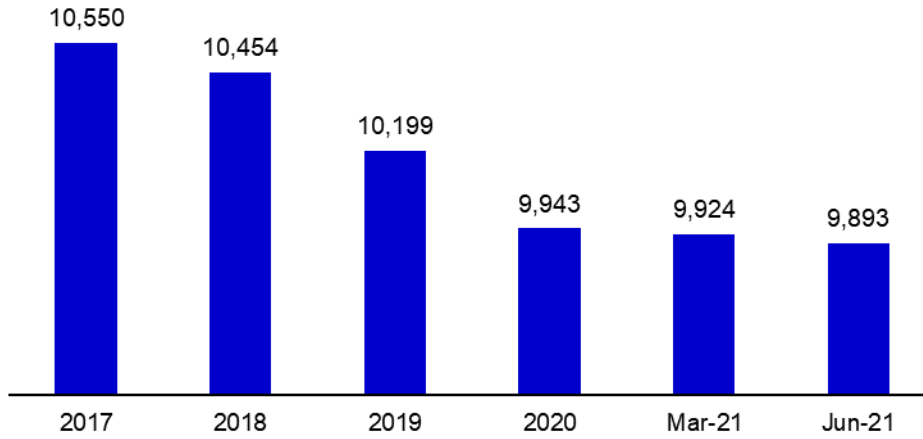
	March 2020	December 2020	March 2021
Deposit banks	10,071	9,879	9,827
Dev't. and inv. banks	61	64	66
<b>Total</b>	<b>10,132</b>	<b>9,943</b>	<b>9,893</b>

\* Branches in foreign countries and Turkish Republic of Northern Cyprus are included.

The number of branches decreased by 50, as compared to December 2020 and by 239, as compared to June 2020.

The number of branches per bank was 289 in deposit banks at the end of June 2021.

### Number of Branches

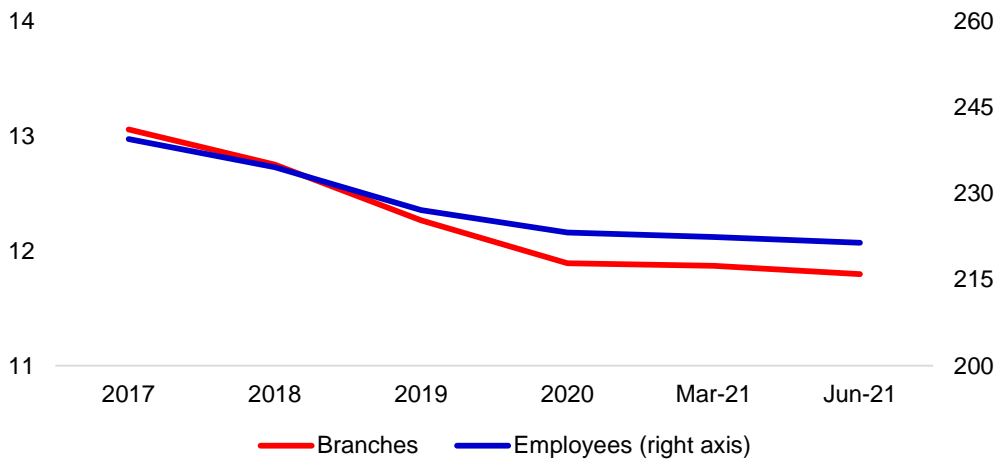


The rapid growth of non-branch channels and delegation of some services to outsourcing institutions affected the number of employees and branches.

### Branches and Employees per 100,000 people

As of June 2021, employees per 100,000 people was 221 and branches per 100,000 people was 12.

### Branches and Employees per 100,000 people\*



\*: 2020 population data were used in the calculations.

**Table 1 Number of Banks, Branches and Employees, June 2021**

	No. of Banks	No. of Branches*	No. of Employees		No. of Banks	No. of Branches*	No. of Employees
<b>Sector Total</b>	<b>49</b>	<b>9,893</b>	<b>185,115</b>	<b>Foreign Banks</b>	<b>21</b>	<b>2,501</b>	<b>51,714</b>
<b>Deposit Banks</b>	<b>34</b>	<b>9,827</b>	<b>180,019</b>	Alternatifbank A.Ş.		44	877
<b>State-owned Banks</b>	<b>3</b>	<b>3,706</b>	<b>61,268</b>	Arap Türk Bankası A.Ş.		7	278
Türkiye Cumhuriyeti Ziraat Bankası A.Ş.		1,752	24,489	Bank Mellat		3	45
Türkiye Halk Bankası A.Ş.		1,015	20,106	Bank of China Turkey A.Ş.		1	44
Türkiye Vakıflar Bankası T.A.O.		939	16,673	Burgan Bank A.Ş.		32	913
<b>Privately-owned Banks</b>	<b>8</b>	<b>3,618</b>	<b>66,792</b>	Citibank A.Ş.		3	374
Akbank T.A.Ş.		714	12,313	Denizbank A.Ş.		691	12,009
Anadolubank A.Ş.		115	1,658	Deutsche Bank A.Ş.		1	109
Fibabanka A.Ş.		49	1,728	Habib Bank Limited		1	23
Şekerbank T.A.Ş.		238	3,272	HSBC Bank A.Ş.		76	1,888
Turkish Bank A.Ş.		8	148	ICBC Turkey Bank A.Ş.		39	712
Türk Ekonomi Bankası A.Ş.		455	8,632	ING Bank A.Ş.		191	3,267
Türkiye İş Bankası A.Ş.		1,204	23,111	Intesa Sanpaolo S.p.A.		1	32
Yapı ve Kredi Bankası A.Ş.		835	15,930	JPMorgan Chase Bank N.A.		1	57
<b>Banks Under the Depo. Insurance Fund</b>	<b>2</b>	<b>2</b>	<b>245</b>	MUFG Bank Turkey A.Ş.		1	80
Adabank A.Ş.		1	25	Odea Bank A.Ş.		48	1,111
Birleşik Fon Bankası A.Ş.		1	220	QNB Finansbank A.Ş.		466	10,898
				Rabobank A.Ş.		1	32
				Société Générale (SA)		1	32
				Turkland Bank A.Ş.		14	297
				Türkiye Garanti Bankası A.Ş.		879	18,636
				<b>Development and Investment Banks</b>	<b>15</b>	<b>66</b>	<b>5,096</b>
				Aktif Yatırım Bankası A.Ş.		12	755
				Bank of America Yatırım Bank A.Ş.		1	40
				BankPozitif Kredi ve Kalkınma Bankası A.Ş.		1	60
				D Yatırım Bankası A.Ş.**		-	-
				Diler Yatırım Bankası A.Ş.		1	19
				Golden Global Yatırım Bankası A.Ş.		1	35
				GSD Yatırım Bankası A.Ş.		2	37
				İller Bankası A.Ş.		19	2,324
				İstanbul Takas ve Saklama Bankası A.Ş.		1	277
				Nurol Yatırım Bankası A.Ş.		1	74
				Pasha Yatırım Bankası A.Ş.		1	55
				Standard Chartered Yatırım Bankası Türk A.Ş.		1	31
				Türk Eximbank		22	713
				Türkiye Kalkınma ve Yatırım Bankası A.Ş.		1	286
				Türkiye Sınai Kalkınma Bankası A.Ş.		2	390

\* Branches in foreign countries and Turkish Republic of Northern Cyprus are included.

\*\* D Yatırım Bankası A.Ş. has been taken the permission to make banking operations in the "development and investment banks" group, with the resolution Nr: 9568 of BRSSB, dated 21 May 2021 (which was published in Official Gazette 26 May 2021, Nr:31492). The name of the bank has been included in the list of member banks by this date. However, since it has not started its operations yet, it is not included in the tables containing June 2021 data.

This report has been prepared from the quarterly statistics of member banks (deposit banks and development and investment banks) that was submitted to the Banks Association of Turkey. The data of participation banks is not included.

Whilst every effort has been made to ensure that the information contained in this report is correct, the Banks Association of Turkey can not accept any responsibility for any errors or omissions or for any consequences resulting therefrom.

**Table 2 Bank Employees by Gender and Education, June 2021**

Banks	Primary School			High School			Undergraduate			Postgraduate			Total		
	Male	Female	Total	Male	Female	Total	Male	Female	Total	Male	Female	Total	Male	Female	Total
<b>Sector Total</b>	<b>705</b>	<b>280</b>	<b>985</b>	<b>15,888</b>	<b>7,049</b>	<b>22,937</b>	<b>66,541</b>	<b>77,781</b>	<b>144,322</b>	<b>8,565</b>	<b>8,306</b>	<b>16,871</b>	<b>91,699</b>	<b>93,416</b>	<b>185,115</b>
<b>Deposit Banks</b>	<b>589</b>	<b>259</b>	<b>848</b>	<b>15,574</b>	<b>6,975</b>	<b>22,549</b>	<b>64,674</b>	<b>76,615</b>	<b>141,289</b>	<b>7,621</b>	<b>7,712</b>	<b>15,333</b>	<b>88,458</b>	<b>91,561</b>	<b>180,019</b>
<b>State-owned Banks</b>	<b>207</b>	<b>2</b>	<b>209</b>	<b>5,562</b>	<b>1,154</b>	<b>6,716</b>	<b>25,794</b>	<b>22,596</b>	<b>48,390</b>	<b>3,081</b>	<b>2,872</b>	<b>5,953</b>	<b>34,644</b>	<b>26,624</b>	<b>61,268</b>
Türkiye Cumhuriyeti Ziraat Bankası A.Ş.	124	1	125	3,080	420	3,500	10,802	7,785	18,587	1,226	1,051	2,277	15,232	9,257	24,489
Türkiye Halk Bankası A.Ş.	36	0	36	2,038	484	2,522	8,277	7,759	16,036	839	673	1,512	11,190	8,916	20,106
Türkiye Vakıflar Bankası T.A.O.	47	1	48	444	250	694	6,715	7,052	13,767	1,016	1,148	2,164	8,222	8,451	16,673
<b>Privately-owned Banks</b>	<b>132</b>	<b>10</b>	<b>142</b>	<b>4,541</b>	<b>2,329</b>	<b>6,870</b>	<b>23,536</b>	<b>31,086</b>	<b>54,622</b>	<b>2,486</b>	<b>2,672</b>	<b>5,158</b>	<b>30,695</b>	<b>36,097</b>	<b>66,792</b>
Akbank T.A.Ş.	21	0	21	353	129	482	4,790	5,652	10,442	659	709	1,368	5,823	6,490	12,313
Anadolubank A.Ş.	12	0	12	204	41	245	650	604	1,254	77	70	147	943	715	1,658
Fibabanka A.Ş.	9	2	11	147	60	207	641	666	1,307	110	93	203	907	821	1,728
Şekerbank T.A.Ş.	8	2	10	148	84	232	1,399	1,459	2,858	85	87	172	1,640	1,632	3,272
Turkish Bank A.Ş.	6	0	6	14	11	25	42	54	96	11	10	21	73	75	148
Türk Ekonomi Bankası A.Ş.	12	1	13	665	344	1,009	2,880	4,007	6,887	361	362	723	3,918	4,714	8,632
Türkiye İş Bankası A.Ş.	50	1	51	2,315	1,070	3,385	8,529	10,016	18,545	538	592	1,130	11,432	11,679	23,111
Yapı ve Kredi Bankası A.Ş.	14	4	18	695	590	1,285	4,605	8,628	13,233	645	749	1,394	5,959	9,971	15,930
<b>Banks Under Depo. Insurance Fund</b>	<b>10</b>	<b>2</b>	<b>12</b>	<b>73</b>	<b>12</b>	<b>85</b>	<b>59</b>	<b>69</b>	<b>128</b>	<b>11</b>	<b>9</b>	<b>20</b>	<b>153</b>	<b>92</b>	<b>245</b>
Adabank A.Ş.	1	0	1	2	2	4	9	10	19	0	1	1	12	13	25
Birleşik Fon Bankası A.Ş.	9	2	11	71	10	81	50	59	109	11	8	19	141	79	220

Banks	Primary School			High School			Undergraduate			Postgraduate			Total		
	Male	Female	Total	Male	Female	Total	Male	Female	Total	Male	Female	Total	Male	Female	Total
<b>Foreign Banks</b>	<b>240</b>	<b>245</b>	<b>485</b>	<b>5,398</b>	<b>3,480</b>	<b>8,878</b>	<b>15,285</b>	<b>22,864</b>	<b>38,149</b>	<b>2,043</b>	<b>2,159</b>	<b>4,202</b>	<b>22,966</b>	<b>28,748</b>	<b>51,714</b>
Alternatifbank A.Ş.	11	1	12	50	33	83	284	362	646	72	64	136	417	460	877
Arap Türk Bankası A.Ş.	10	1	11	46	11	57	86	75	161	28	21	49	170	108	278
Bank Mellat	3	0	3	7	1	8	27	4	31	2	1	3	39	6	45
Bank of China Turkey A.Ş.	0	0	0	0	0	0	15	11	26	13	5	18	28	16	44
Burgan Bank A.Ş.	2	0	2	49	31	80	304	425	729	50	52	102	405	508	913
Citibank A.Ş.	0	0	0	27	8	35	125	135	260	37	42	79	189	185	374
Denizbank A.Ş.	132	234	366	2,259	2,387	4,646	2,853	3,627	6,480	244	273	517	5,488	6,521	12,009
Deutsche Bank A.Ş.	1	0	1	3	1	4	31	46	77	14	13	27	49	60	109
Habib Bank Limited	1	0	1	3	0	3	9	9	18	1	0	1	14	9	23
HSBC Bank A.Ş.	5	1	6	119	70	189	498	1,033	1,531	77	85	162	699	1,189	1,888
ICBC Turkey Bank A.Ş.	5	0	5	53	16	69	230	322	552	43	43	86	331	381	712
ING Bank A.Ş.	8	0	8	164	77	241	1,069	1,611	2,680	174	164	338	1,415	1,852	3,267
Intesa Sanpaolo S.p.A.	0	0	0	1	0	1	8	11	19	7	5	12	16	16	32
JPMorgan Chase Bank N.A.	4	1	5	0	2	2	17	18	35	10	5	15	31	26	57
MUFG Bank Turkey A.Ş.	0	0	0	2	0	2	22	33	55	13	10	23	37	43	80
Odea Bank A.Ş.	3	0	3	33	6	39	365	542	907	91	71	162	492	619	1,111
QNB Finansbank A.Ş.	36	4	40	1,087	456	1,543	3,202	5,273	8,475	395	445	840	4,720	6,178	10,898
Rabobank A.Ş.	0	0	0	1	0	1	9	4	13	11	7	18	21	11	32
Société Générale (SA)	4	0	4	3	2	5	8	10	18	4	1	5	19	13	32
Turkland Bank A.Ş.	1	0	1	35	11	46	102	109	211	20	19	39	158	139	297
Türkiye Garanti Bankası A.Ş.	14	3	17	1,456	368	1,824	6,021	9,204	15,225	737	833	1,570	8,228	10,408	18,636
<b>Development and Investment Banks</b>	<b>116</b>	<b>21</b>	<b>137</b>	<b>314</b>	<b>74</b>	<b>388</b>	<b>1,867</b>	<b>1,166</b>	<b>3,033</b>	<b>944</b>	<b>594</b>	<b>1,538</b>	<b>3,241</b>	<b>1,855</b>	<b>5,096</b>
Aktif Yatırım Bankası A.Ş.	2	0	2	54	14	68	320	253	573	66	46	112	442	313	755
Bank of America Yatırım Bank A.Ş.	0	0	0	0	0	0	11	12	23	10	7	17	21	19	40
BankPozitif Kredi ve Kalkınma Bankası A.Ş.	1	0	1	3	2	5	26	21	47	5	2	7	35	25	60
Diler Yatırım Bankası A.Ş.	0	0	0	1	0	1	3	10	13	2	3	5	6	13	19
Golden Global Yatırım Bankası A.Ş.	0	0	0	2	0	2	14	7	21	8	4	12	24	11	35
GSD Yatırım Bankası A.Ş.	0	0	0	2	0	2	20	12	32	2	1	3	24	13	37
İller Bankası A.Ş.	69	6	75	169	31	200	932	404	1,336	449	264	713	1,619	705	2,324
İstanbul Takas ve Saklama Bankası A.Ş.	6	0	6	13	1	14	106	84	190	43	24	67	168	109	277
Nurol Yatırım Bankası A.Ş.	1	2	3	6	1	7	29	28	57	4	3	7	40	34	74
Pasha Yatırım Bankası A.Ş.	0	0	0	0	2	2	17	20	37	7	9	16	24	31	55
Standard Chartered Yatırım Bankası Türk A.Ş.	2	2	4	2	4	6	3	6	9	6	6	12	13	18	31
Türk Eximbank	19	8	27	31	8	39	178	89	267	237	143	380	465	248	713
Türkiye Kalkınma ve Yatırım Bankası A.Ş.	8	1	9	13	2	15	105	89	194	45	23	68	171	115	286
Türkiye Sınai Kalkınma Bankası A.Ş.	8	2	10	18	9	27	103	131	234	60	59	119	189	201	390



**Table 3 Number of Branches and Employees (2020 - 2021 June)**

	No.of Branches			No.of Employees		
	2020 June	2020 Dec.	2021 June	2020 June	2020 Dec.	2021 June
<b>Sector Total</b>	<b>10,131</b>	<b>9,938</b>	<b>9,892</b>	<b>187,464</b>	<b>186,587</b>	<b>185,090</b>
<b>Deposit Banks</b>	<b>10,070</b>	<b>9,874</b>	<b>9,826</b>	<b>182,305</b>	<b>181,463</b>	<b>179,994</b>
<b>State-owned Banks</b>	<b>3,706</b>	<b>3,701</b>	<b>3,706</b>	<b>60,020</b>	<b>61,592</b>	<b>61,268</b>
Türkiye Cumhuriyeti Ziraat Bankası A.Ş.	1,758	1,752	1,752	24,480	24,673	24,489
Türkiye Halk Bankası A.Ş.	1,009	1,013	1,015	18,830	20,171	20,106
Türkiye Vakıflar Bankası T.A.O.	939	936	939	16,710	16,748	16,673
<b>Privately-owned Banks</b>	<b>3,738</b>	<b>3,643</b>	<b>3,618</b>	<b>68,423</b>	<b>67,498</b>	<b>66,792</b>
Akbank T.A.Ş.	747	716	714	12,633	12,459	12,313
Anadolubank A.Ş.	113	114	115	1,633	1,646	1,658
Fibabanka A.Ş.	59	50	49	1,608	1,549	1,728
Şekerbank T.A.Ş.	238	238	238	3,184	3,272	3,272
Turkish Bank A.Ş.	8	8	8	167	167	148
Türk Ekonomi Bankası A.Ş.	471	455	455	8,889	8,850	8,632
Türkiye İş Bankası A.Ş.	1,257	1,227	1,204	23,802	23,518	23,111
Yapı ve Kredi Bankası A.Ş.	845	835	835	16,507	16,037	15,930
<b>Banks Under the Dep.Ins.Fund</b>	<b>1</b>	<b>1</b>	<b>1</b>	<b>221</b>	<b>218</b>	<b>220</b>
Adabank A.Ş.	1	1	1	26	25	25
Birleşik Fon Bankası A.Ş.	1	1	1	221	218	220
<b>Foreign Banks</b>	<b>2,625</b>	<b>2,529</b>	<b>2,501</b>	<b>53,641</b>	<b>52,155</b>	<b>51,714</b>
Alternatifbank A.Ş.	49	44	44	871	859	877
Arap Türk Bankası A.Ş.	7	7	7	282	279	278
Bank Mellat	3	3	3	46	45	45
Bank of China Turkey A.Ş.	1	1	1	43	44	44
Burgan Bank A.Ş.	35	32	32	966	951	913
Citibank A.Ş.	3	3	3	375	379	374
Denizbank A.Ş.	708	696	691	12,215	11,932	12,009
Deutsche Bank A.Ş.	1	1	1	109	111	109
Habib Bank Limited	1	1	1	21	20	23
HSBC Bank A.Ş.	77	77	76	1,992	1,948	1,888
ICBC Turkey Bank A.Ş.	39	39	39	719	730	712
ING Bank A.Ş.	207	191	191	3,673	3,442	3,267
Intesa Sanpaolo S.p.A.	1	1	1	30	32	32
JPMorgan Chase Bank N.A.	1	1	1	55	55	57
MUFG Bank Turkey A.Ş.	1	1	1	78	82	80
Odea Bank A.Ş.	48	48	48	1,107	1,109	1,111
QNB Finansbank A.Ş.	515	475	466	11,882	11,111	10,898
Rabobank A.Ş.	1	1	1	32	31	32
Société Générale (SA)	1	1	1	36	36	32
Turkland Bank A.Ş.	17	14	14	350	303	297
Türkiye Garanti Bankası A.Ş.	909	892	879	18,759	18,656	18,636
<b>Development and Investment Banks</b>	<b>61</b>	<b>64</b>	<b>66</b>	<b>5,159</b>	<b>5,124</b>	<b>5,096</b>
Aktif Yatırım Bankası A.Ş.	10	12	12	729	764	755
Bank of America Yatırım Bank A.Ş.	1	1	1	39	38	40
BankPozitif Kredi ve Kalkınma Bankası A.Ş.	1	1	1	53	51	60
Diler Yatırım Bankası A.Ş.	1	1	1	20	19	19
Golden Global Yatırım Bankası A.Ş.	1	1	1	19	24	35
GSD Yatırım Bankası A.Ş.	2	2	2	38	36	37
İller Bankası A.Ş.	19	19	19	2,417	2,377	2,324
İstanbul Takas ve Saklama Bankası A.Ş.	1	1	1	297	288	277
Nuroİ Yatırım Bankası A.Ş.	1	1	1	65	67	74
Pasha Yatırım Bankası A.Ş.	1	1	1	60	56	55
Standard Chartered Yatırım Bankası Türk A.Ş.	1	1	1	30	31	31
Türk Eximbank	1	20	22	736	711	713
Türkiye Kalkınma ve Yatırım Bankası A.Ş.	20	1	1	280	273	286
Türkiye Sınai Kalkınma Bankası A.Ş.	1	2	2	376	389	390