

Quarterly Statistics by Banks, Employees and Branches in Banking System

March 2021

Report Code: DE13

May 2021





Contents

	<u>Page No.</u>
Number of Banks.....	i
Number of Employees.....	i
Bank Employees by Gender and Education Level	ii
Number of Branches.....	ii
Number of Employees and Branches per 100.000 People.....	iii

Tables

Table 1	Number of Branches and Employees by Banks and Groups, March 2021.....	1
Table 2	Bank Employees by Sex and Education, as of March 2021.....	2
Table 3	Number of Branches and Employees (2020 - 2021 March).....	4

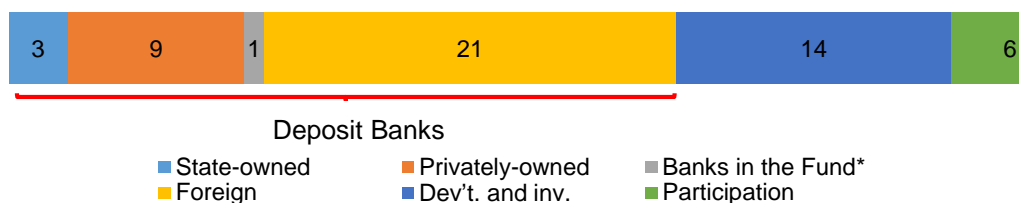
Quarterly Statistics by Banks, Employees and Branches in Banking System¹

March 2021

Number of Banks

The number of deposit, development and investment banks was 54 at the end of March 2021 with 34 in deposit banks group and 14 in development and investment banks group, while there were also 6 participation banks.

Number of Banks in the System



* Banks under the Deposit Insurance Fund

Number of Employees

As of March 2021, the number of employees in deposit banks and development and investment banks was 185.981.

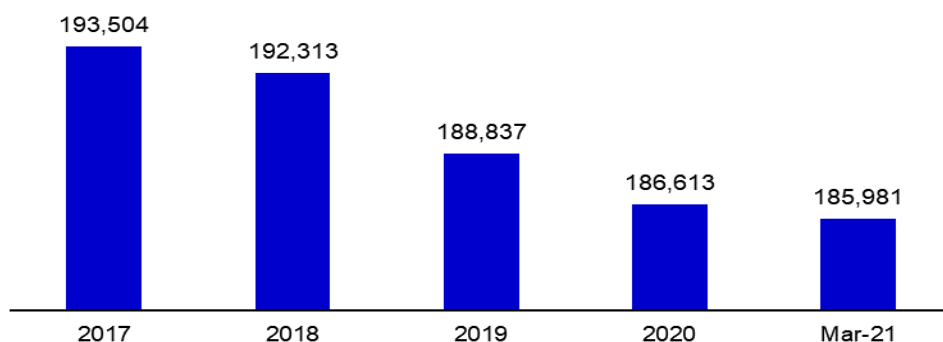
Number of Employees

	March 2020	December 2020	March 2021
Deposit banks	182,994	181,489	180,889
Dev't. and inv. banks	5,170	5,124	5,092
Total	188,164	186,613	185,981

The number of employees decreased by 632 as compared to previous quarter and by 2,183 (1.2 percent), as compared to March 2020.

¹ -The deposit banks and development and investment banks are included for the figures of employees and branches.

Number of Employees

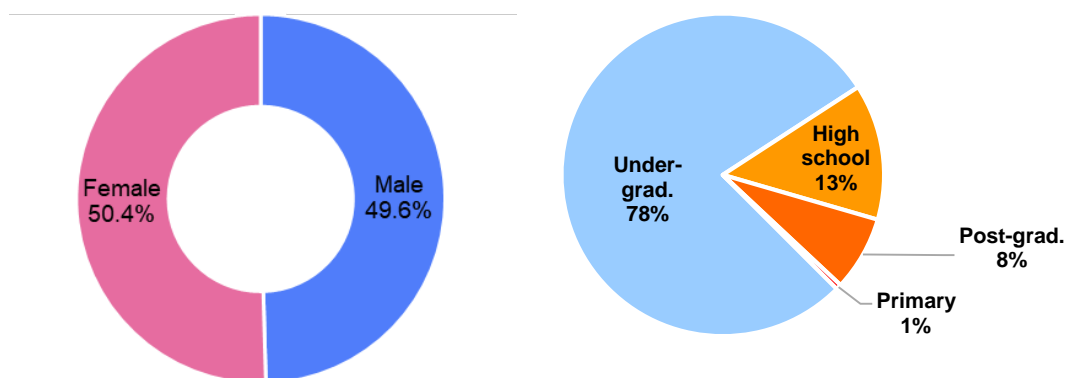


Bank Employees by Gender and Education Level

As of March 2021 50,4 percent of the employees were female regarding the distribution of bank employees by gender.

Regarding the education level of bank employees, 78 percent of the employees had undergraduate degrees and 8 percent in postgraduate degrees, as of March 2021. This figure was 13 percent in high-school graduates.

Bank Employees by Gender and Education Level



Number of Branches

As of March 2021, the total number of branches in deposit banks and development and investment banks was 9,924.

Number of Branches*

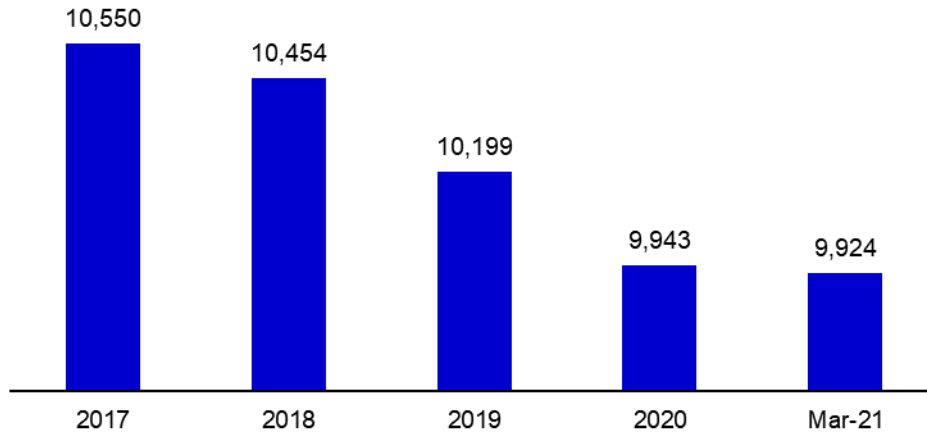
	March 2020	December 2020	March 2021
Deposit banks	10,099	9,879	9,858
Dev't. and inv. banks	62	64	66
Total	10,161	9,943	9,924

* Branches in foreign countries and Turkish Republic of Northern Cyprus are included.

The number of branches decreased by 19, as compared to previous quarter and by 237, as compared to March 2020.

The number of branches per bank was 290 in deposit banks at the end of March 2021.

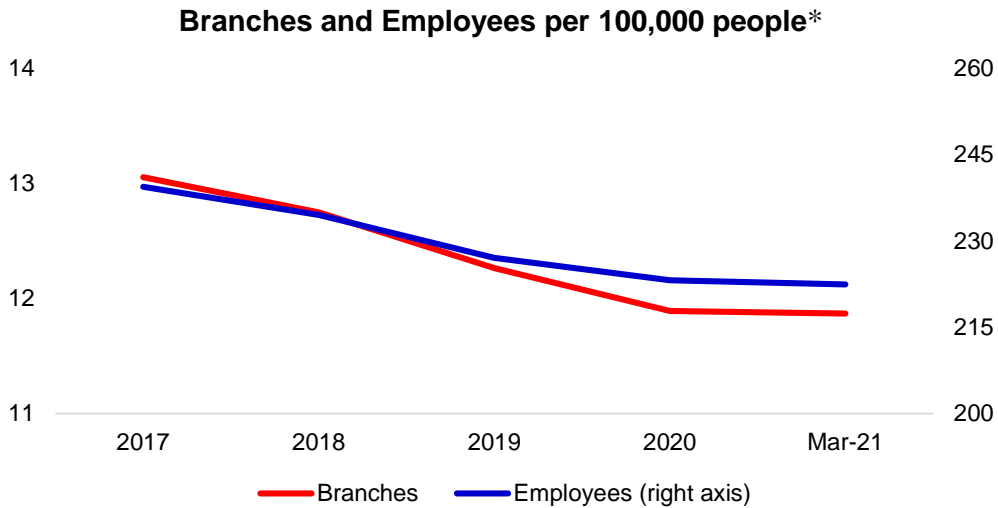
Number of Branches



The rapid growth of non-branch channels and delegation of some services to outsourcing institutions affected the number of employees and branches.

Branches and Employees per 100,000 people

As of March 2021, employees per 100,000 people was 224 and branches per 100,000 people was 12.



*: 2020 population data were used in the calculations.

Table 1 Number of Banks, Branches and Employees, March 2021

	No. of Banks	No. of Branches*	No. of Employees		No. of Banks	No. of Branches*	No. of Employees
Sector Total	48	9,924	185,981	Foreign Banks	21	2,519	51,851
Deposit Banks	34	9,858	180,889	Alternatifbank A.Ş.		44	873
State-owned Banks	3	3,703	61,452	Arap Türk Bankası A.Ş.		7	280
Türkiye Cumhuriyeti Ziraat Bankası A.Ş.		1,752	24,560	Bank Mellat		3	46
Türkiye Halk Bankası A.Ş.		1,013	20,171	Bank of China Turkey A.Ş.		1	43
Türkiye Vakıflar Bankası T.A.O.		938	16,721	Burgan Bank A.Ş.		32	907
Privately-owned Banks	8	3,634	67,341	Citibank A.Ş.		3	382
Akbank T.A.Ş.		714	12,399	Denizbank A.Ş.		694	12,061
Anadolubank A.Ş.		114	1,645	Deutsche Bank A.Ş.		1	110
Fibabanka A.Ş.		50	1,663	Habib Bank Limited		1	23
Şekerbank T.A.Ş.		238	3,281	HSBC Bank A.Ş.		77	1,917
Turkish Bank A.Ş.		8	153	ICBC Turkey Bank A.Ş.		39	726
Türk Ekonomi Bankası A.Ş.		455	8,819	ING Bank A.Ş.		191	3,390
Türkiye İş Bankası A.Ş.		1,220	23,387	Intesa Sanpaolo S.p.A.		1	33
Yapı ve Kredi Bankası A.Ş.		835	15,994	JPMorgan Chase Bank N.A.		1	57
Banks Under the Depo. Insurance Fund	2	2	245	MUFG Bank Turkey A.Ş.		1	78
Adabank A.Ş.		1	25	Odea Bank A.Ş.		48	1,089
Birleşik Fon Bankası A.Ş.		1	220	QNB Finansbank A.Ş.		467	10,857
				Rabobank A.Ş.		1	32
				Société Générale (SA)		1	34
				Turkland Bank A.Ş.		14	298
				Türkiye Garanti Bankası A.Ş.		892	18,615
				Development and Investment Banks	14	66	5,092
				Aktif Yatırım Bankası A.Ş.		12	754
				Bank of America Yatırım Bank A.Ş.		1	39
				BankPozitif Kredi ve Kalkınma Bankası A.Ş.		1	54
				Diler Yatırım Bankası A.Ş.		1	18
				Golden Global Yatırım Bankası A.Ş.		1	34
				GSD Yatırım Bankası A.Ş.		2	35
				İller Bankası A.Ş.		19	2,338
				İstanbul Takas ve Saklama Bankası A.Ş.		1	280
				Nurol Yatırım Bankası A.Ş.		1	71
				Pasha Yatırım Bankası A.Ş.		1	53
				Standard Chartered Yatırım Bankası Türk A.Ş.		1	31
				Türk Eximbank		22	712
				Türkiye Kalkınma ve Yatırım Bankası A.Ş.		1	280
				Türkiye Sınai Kalkınma Bankası A.Ş.		2	393

* Branches in foreign countries and Turkish Republic of Northern Cyprus are included.

** The title of the bank was changed to "Bank of America Yatırım Bank A.Ş." in November 1, 2020.

This report has been prepared from the quarterly statistics of member banks (deposit banks and development and investment banks) that was submitted to the Banks Association of Turkey. The data of participation banks is not included.

Whilst every effort has been made to ensure that the information contained in this report is correct, the Banks Association of Turkey can not accept any responsibility for any errors or omissions or for any consequences resulting therefrom.

Table 2 Bank Employees by Gender and Education, March 2021

Banks	Primary School			High School			Undergraduate			Postgraduate			Total		
	Male	Female	Total	Male	Female	Total	Male	Female	Total	Male	Female	Total	Male	Female	Total
Sector Total	725	283	1,008	16,171	7,122	23,293	66,751	78,090	144,841	8,549	8,290	16,839	92,196	93,785	185,981
Deposit Banks	607	261	868	15,850	7,046	22,896	64,881	76,931	141,812	7,609	7,704	15,313	88,947	91,942	180,889
State-owned Banks	220	2	222	5,664	1,195	6,859	25,877	22,602	48,479	3,040	2,852	5,892	34,801	26,651	61,452
Türkiye Cumhuriyeti Ziraat Bankası A.Ş.	135	1	136	3,115	432	3,547	10,842	7,763	18,605	1,215	1,057	2,272	15,307	9,253	24,560
Türkiye Halk Bankası A.Ş.	36	0	36	2,094	504	2,598	8,268	7,760	16,028	836	673	1,509	11,234	8,937	20,171
Türkiye Vakıflar Bankası T.A.O.	49	1	50	455	259	714	6,767	7,079	13,846	989	1,122	2,111	8,260	8,461	16,721
Privately-owned Banks	135	10	145	4,629	2,364	6,993	23,654	31,364	55,018	2,518	2,667	5,185	30,936	36,405	67,341
Akbank T.A.Ş.	22	0	22	352	113	465	4,838	5,711	10,549	666	697	1,363	5,878	6,521	12,399
Anadolubank A.Ş.	11	0	11	207	41	248	646	599	1,245	73	68	141	937	708	1,645
Fibabanka A.Ş.	10	2	12	146	60	206	602	643	1,245	109	91	200	867	796	1,663
Şekerbank T.A.Ş.	8	2	10	154	85	239	1,403	1,467	2,870	78	84	162	1,643	1,638	3,281
Turkish Bank A.Ş.	6	0	6	14	11	25	42	53	95	14	13	27	76	77	153
Türk Ekonomi Bankası A.Ş.	12	1	13	695	355	1,050	2,895	4,111	7,006	378	372	750	3,980	4,839	8,819
Türkiye İş Bankası A.Ş.	52	1	53	2,354	1,100	3,454	8,602	10,127	18,729	553	598	1,151	11,561	11,826	23,387
Yapı ve Kredi Bankası A.Ş.	14	4	18	707	599	1,306	4,626	8,653	13,279	647	744	1,391	5,994	10,000	15,994
Banks Under Depo. Insurance Fund	10	2	12	74	15	89	59	66	125	10	9	19	153	92	245
Adabank A.Ş.	1	0	1	2	2	4	9	10	19	0	1	1	12	13	25
Birleşik Fon Bankası A.Ş.	9	2	11	72	13	85	50	56	106	10	8	18	141	79	220

Banks	Primary School			High School			Undergraduate			Postgraduate			Total		
	Male	Female	Total	Male	Female	Total	Male	Female	Total	Male	Female	Total	Male	Female	Total
Foreign Banks	242	247	489	5,483	3,472	8,955	15,291	22,899	38,190	2,041	2,176	4,217	23,057	28,794	51,851
Alternatifbank A.Ş.	12	1	13	56	28	84	284	364	648	69	59	128	421	452	873
Arap Türk Bankası A.Ş.	10	1	11	46	11	57	85	76	161	30	21	51	171	109	280
Bank Mellat	3	0	3	7	1	8	28	4	32	2	1	3	40	6	46
Bank of China Turkey A.Ş.	0	0	0	0	0	0	15	10	25	13	5	18	28	15	43
Burgan Bank A.Ş.	2	0	2	48	32	80	302	426	728	48	49	97	400	507	907
Citibank A.Ş.	0	0	0	29	6	35	123	143	266	37	44	81	189	193	382
Denizbank A.Ş.	132	236	368	2,275	2,376	4,651	2,866	3,650	6,516	246	280	526	5,519	6,542	12,061
Deutsche Bank A.Ş.	1	0	1	3	1	4	32	46	78	15	12	27	51	59	110
Habib Bank Limited	1	0	1	3	0	3	9	9	18	1	0	1	14	9	23
HSBC Bank A.Ş.	5	1	6	119	70	189	511	1,050	1,561	76	85	161	711	1,206	1,917
ICBC Turkey Bank A.Ş.	5	0	5	55	16	71	237	329	566	42	42	84	339	387	726
ING Bank A.Ş.	8	0	8	176	83	259	1,110	1,669	2,779	172	172	344	1,466	1,924	3,390
Intesa Sanpaolo S.p.A.	0	0	0	1	0	1	8	11	19	8	5	13	17	16	33
JPMorgan Chase Bank N.A.	4	1	5	0	2	2	17	17	34	11	5	16	32	25	57
MUFG Bank Turkey A.Ş.	0	0	0	2	0	2	22	32	54	12	10	22	36	42	78
Odea Bank A.Ş.	3	0	3	33	6	39	354	534	888	91	68	159	481	608	1,089
QNB Finansbank A.Ş.	36	4	40	1,099	454	1,553	3,195	5,223	8,418	398	448	846	4,728	6,129	10,857
Rabobank A.Ş.	0	0	0	1	0	1	9	4	13	11	7	18	21	11	32
Société Générale (SA)	4	0	4	3	2	5	10	10	20	4	1	5	21	13	34
Turkland Bank A.Ş.	1	0	1	36	11	47	103	108	211	19	20	39	159	139	298
Türkiye Garanti Bankası A.Ş.	15	3	18	1,491	373	1,864	5,971	9,184	15,155	736	842	1,578	8,213	10,402	18,615
Development and Investment Banks	118	22	140	321	76	397	1,870	1,159	3,029	940	586	1,526	3,249	1,843	5,092
Aktif Yatırım Bankası A.Ş.	2	0	2	55	17	72	320	251	571	66	43	109	443	311	754
Bank of America Yatırım Bank A.Ş.	0	0	0	0	0	0	10	12	22	10	7	17	20	19	39
BankPozitif Kredi ve Kalkınma Bankası A.Ş.	1	0	1	4	2	6	22	19	41	4	2	6	31	23	54
Diler Yatırım Bankası A.Ş.	0	0	0	1	0	1	3	9	12	2	3	5	6	12	18
Golden Global Yatırım Bankası A.Ş.	0	0	0	2	0	2	15	6	21	8	3	11	25	9	34
GSD Yatırım Bankası A.Ş.	0	0	0	2	0	2	18	12	30	2	1	3	22	13	35
İller Bankası A.Ş.	69	6	75	173	31	204	940	406	1,346	449	264	713	1,631	707	2,338
İstanbul Takas ve Saklama Bankası A.Ş.	5	1	6	11	1	12	114	79	193	44	25	69	174	106	280
Nurol Yatırım Bankası A.Ş.	2	2	4	3	2	5	26	27	53	6	3	9	37	34	71
Pasha Yatırım Bankası A.Ş.	0	0	0	1	1	2	17	19	36	6	9	15	24	29	53
Standard Chartered Yatırım Bankası Türk A.	2	2	4	2	4	6	3	7	10	5	6	11	12	19	31
Türk Eximbank	20	8	28	36	10	46	176	90	266	232	140	372	464	248	712
Türkiye Kalkınma ve Yatırım Bankası A.Ş.	9	1	10	14	2	16	101	88	189	43	22	65	167	113	280
Türkiye Sınai Kalkınma Bankası A.Ş.	8	2	10	17	6	23	105	134	239	63	58	121	193	200	393

Table 3 Number of Branches and Employees (2020 - 2021 March)

	No.of Branches			No.of Employees		
	2020 March	2020 Dec.	2021 March	2020 March	2020 Dec.	2021 March
Sector Total	10,161	9,938	9,923	188,138	186,587	185,956
Deposit Banks	10,098	9,874	9,857	182,968	181,463	180,864
State-owned Banks	3,703	3,701	3,703	60,208	61,592	61,452
Türkiye Cumhuriyeti Ziraat Bankası A.Ş.	1,757	1,752	1,752	24,642	24,673	24,560
Türkiye Halk Bankası A.Ş.	1,006	1,013	1,013	18,823	20,171	20,171
Türkiye Vakıflar Bankası T.A.O.	940	936	938	16,743	16,748	16,721
Privately-owned Banks	3,761	3,643	3,634	68,611	67,498	67,341
Akbank T.A.Ş.	758	716	714	12,682	12,459	12,399
Anadolubank A.Ş.	113	114	114	1,643	1,646	1,645
Fibabanka A.Ş.	61	50	50	1,612	1,549	1,663
Şekerbank T.A.Ş.	238	238	238	3,120	3,272	3,281
Turkish Bank A.Ş.	10	8	8	178	167	153
Türk Ekonomi Bankası A.Ş.	471	455	455	8,906	8,850	8,819
Türkiye İş Bankası A.Ş.	1,265	1,227	1,220	23,930	23,518	23,387
Yapı ve Kredi Bankası A.Ş.	845	835	835	16,540	16,037	15,994
Banks Under the Dep.Ins.Fund	1	1	1	223	218	220
Adabank A.Ş.	1	1	1	26	25	25
Birleşik Fon Bankası A.Ş.	1	1	1	223	218	220
Foreign Banks	2,633	2,529	2,519	53,926	52,155	51,851
Alternatifbank A.Ş.	49	44	44	904	859	873
Arap Türk Bankası A.Ş.	7	7	7	274	279	280
Bank Mellat	3	3	3	46	45	46
Bank of China Turkey A.Ş.	1	1	1	43	44	43
Burgan Bank A.Ş.	35	32	32	970	951	907
Citibank A.Ş.	3	3	3	374	379	382
Denizbank A.Ş.	709	696	694	12,318	11,932	12,061
Deutsche Bank A.Ş.	1	1	1	104	111	110
Habib Bank Limited	1	1	1	21	20	23
HSBC Bank A.Ş.	77	77	77	1,997	1,948	1,917
ICBC Turkey Bank A.Ş.	40	39	39	727	730	726
ING Bank A.Ş.	207	191	191	3,705	3,442	3,390
Intesa Sanpaolo S.p.A.	1	1	1	29	32	33
JPMorgan Chase Bank N.A.	1	1	1	54	55	57
MUFG Bank Turkey A.Ş.	1	1	1	79	82	78
Odea Bank A.Ş.	48	48	48	1,108	1,109	1,089
QNB Finansbank A.Ş.	518	475	467	11,943	11,111	10,857
Rabobank A.Ş.	1	1	1	33	31	32
Société Générale (SA)	1	1	1	35	36	34
Turkland Bank A.Ş.	17	14	14	351	303	298
Türkiye Garanti Bankası A.Ş.	912	892	892	18,811	18,656	18,615
Development and Investment Banks	62	64	66	5,170	5,124	5,092
Aktif Yatırım Bankası A.Ş.	10	12	12	725	764	754
Bank of America Yatırım Bank A.Ş.*	1	1	1	39	38	39
BankPozitif Kredi ve Kalkınma Bankası A.Ş.	1	1	1	55	51	54
Diler Yatırım Bankası A.Ş.	1	1	1	20	19	18
Golden Global Yatırım Bankası A.Ş.**	-	1	1	-	24	34
GSD Yatırım Bankası A.Ş.	2	2	2	38	36	35
İller Bankası A.Ş.	19	19	19	2,433	2,377	2,338
İstanbul Takas ve Saklama Bankası A.Ş.	1	1	1	298	288	280
Nurol Yatırım Bankası A.Ş.	1	1	1	63	67	71
Pasha Yatırım Bankası A.Ş.	1	1	1	61	56	53
Standard Chartered Yatırım Bankası Türk A.Ş.	1	1	1	30	31	31
Türk Eximbank	20	20	22	732	711	712
Türkiye Kalkınma ve Yatırım Bankası A.Ş.	1	1	1	293	273	280
Türkiye Sınai Kalkınma Bankası A.Ş.	3	2	2	383	389	393

* The title of the bank was changed to "Bank of America Yatırım Bank A.Ş." in November 1, 2020.

** Banking operations started as of June 1, 2020.