



Quarterly Statistics by Banks, Employees and Branches in Banking

June 2019

Report Code: DE13

July 2019





Contents

	<u>Page No.</u>
Number of Banks.....	i
Number of Employees.....	i
Bank Employees by Gender and Education Level	ii
Number of Branches.....	ii
Number of Employees and Branches per 100.000 People.....	iii
 Tables	
Table 1 Number of Branches and Employees by the Banks and Groups, as of June 30, 2019.....	1
Table 2 Bank Employees by Sex and Education, as of June 30, 2019.....	2
Table 3 Number of Branches and Employees (2018 - 2019 June).....	4

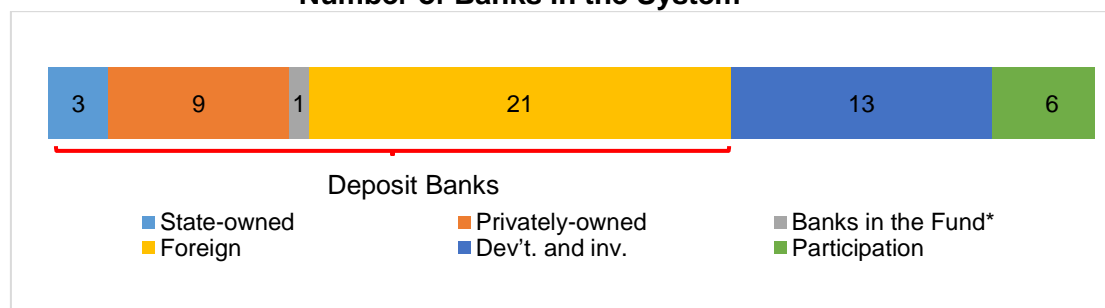
Quarterly Statistics by Banks, Employees and Branches in Banking System¹

June 2019

Number of Banks

The number of deposit, development and investment banks was 53 at the end of June 2019 with 34 in deposit banks group and 13 in non-deposit banks group, while there were also 6 participation banks.

Number of Banks in the System



* Banks under the Deposit Insurance Fund

Number of Employees

As of June 2019, the number of employees in deposit banks and development and investment banks was 190,493.

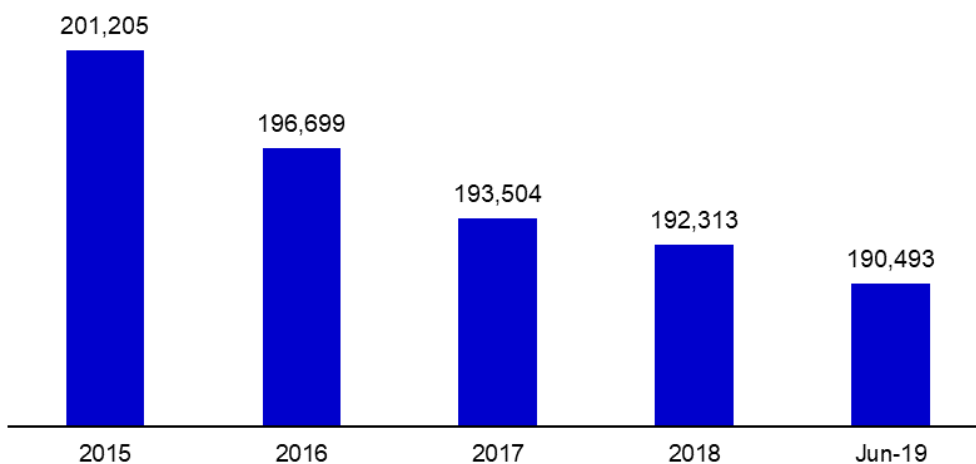
Number of Employees

	June 2018	December 2018	June 2019
Deposit banks	188,564	186,918	185,184
Dev't. and inv. banks	5,251	5,395	5,309
Total	193,815	192,313	190,493

The number of employees decreased by 3,322 (1.8 percent), as compared to June 2018 and by 1,820 as compared to end of the 2018.

¹ -The deposit banks and development and investment banks are included.

Number of Employees

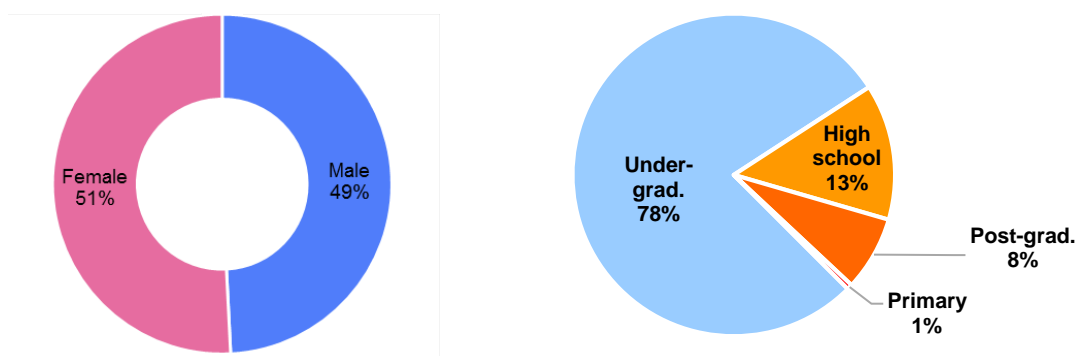


Bank Employees by Gender and Education Level

As of June 2019, 51 percent of the employees were female regarding the distribution of bank employees by gender.

Regarding the education level of bank employees, 78 percent of the employees had undergraduate degrees and 8 percent in postgraduate degrees, as of June 2019. This figure was 13 percent in high-school graduates.

Bank Employees by Gender and Education Level



Number of Branches

As of June 2019, the total number of branches in deposit banks and development and investment banks was 10,359.

Number of Branches*

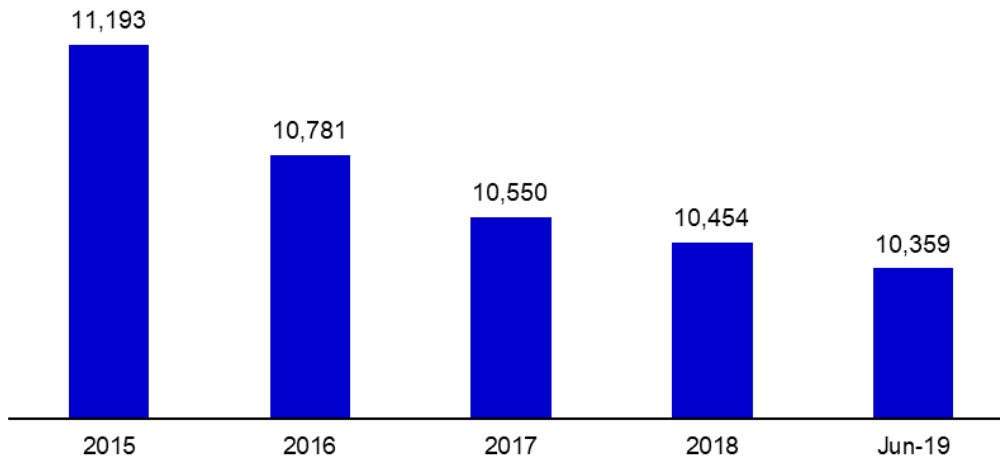
	June 2018	December 2018	June 2019
Deposit banks	10,483	10,400	10,302
Dev't. and inv. banks	53	54	57
Total	10,536	10,454	10,359

* Branches in foreign countries and Turkish Republic of Northern Cyprus are included.

This number decreased by 177, as compared to June 2018 and by 95, as compared to December 2018.

The number of branches per bank was 303 in deposit banks at the end of June 2019.

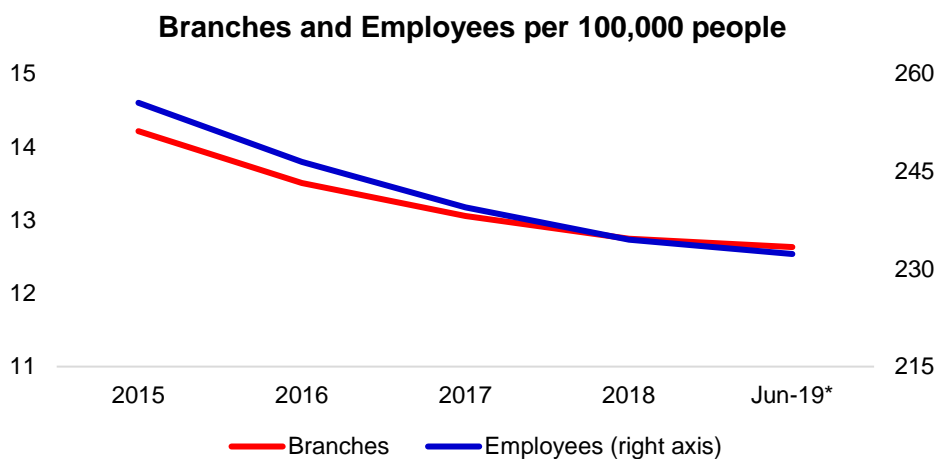
Number of Branches



The rapid growth of non-branch channels and delegation of some services to outsourcing institutions affected the number of employees and branches.

Branches and Employees per 100,000 people

As of June 2019 employees per 100,000 people decreased 3 point to 232 as compared to end of the 2018.



*: 2018 population data were used in the calculations.

As of June 2019 employees per 100,000 people decreased 0.1 point to 12.6 as compared to end of the 2018.

Table 1 Number of Banks, Branches and Employees, as of June 30, 2019

	No. of Banks	No. of Branches*	No. of Employees		No. of Banks	No. of Branches*	No. of Employees
Sector Total	47	10,359	190,493	Foreign Banks	21	2,692	54,344
Deposit Banks	34	10,302	185,184	Alternatifbank A.Ş.		49	890
State-owned Banks	3	3,711	60,086	Arap Türk Bankası A.Ş.		7	274
Türkiye Cumhuriyeti Ziraat Bankası A.Ş.		1,764	24,533	Bank Mellat		3	51
Türkiye Halk Bankası A.Ş.		996	18,799	Bank of China Turkey A.Ş.		1	33
Türkiye Vakıflar Bankası T.A.O.		951	16,754	Burgan Bank A.Ş.		38	972
Privately-owned Banks	9	3,898	70,531	Citibank A.Ş.		3	394
Adabank A.Ş.		1	27	Denizbank A.Ş.		706	12,374
Akbank T.A.Ş.		777	13,018	Deutsche Bank A.Ş.		1	110
Anadolubank A.Ş.		113	1,616	Habib Bank Limited		1	22
Fibabanka A.Ş.		66	1,560	HSBC Bank A.Ş.		80	2,085
Şekerbank T.A.Ş.		273	3,522	ICBC Turkey Bank A.Ş.		44	745
Turkish Bank A.Ş.		12	184	ING Bank A.Ş.		223	3,935
Türk Ekonomi Bankası A.Ş.		496	9,115	Intesa Sanpaolo S.p.A.		1	26
Türkiye İş Bankası A.Ş.		1,306	24,298	JPMorgan Chase Bank N.A.		1	59
Yapı ve Kredi Bankası A.Ş.		854	17,191	MUFG Bank Turkey A.Ş.		1	77
Banks Under the Depo. Insurance Fund	1	1	223	Odea Bank A.Ş.		47	1,078
Birleşik Fon Bankası A.Ş.		1	223	QNB Finansbank A.Ş.		543	12,350
				Rabobank A.Ş.		1	33
				Société Générale (SA)		1	43
				Turkland Bank A.Ş.		17	365
				Türkiye Garanti Bankası A.Ş.		924	18,428
				Development and Investment Banks	13	57	5,309
				Aktif Yatırım Bankası A.Ş.		10	680
				BankPozitif Kredi ve Kalkınma Bankası A.Ş.		1	60
				Diler Yatırım Bankası A.Ş.		1	19
				GSD Yatırım Bankası A.Ş.		2	34
				İller Bankası A.Ş.		19	2,486
				İstanbul Takas ve Saklama Bankası A.Ş.		1	290
				Merrill Lynch Yatırım Bank A.Ş.		1	42
				Nurol Yatırım Bankası A.Ş.		1	60
				Pasha Yatırım Bankası A.Ş.		1	50
				Standard Chartered Yatırım Bankası Türk A.Ş.		1	30
				Türk Eximbank		16	726
				Türkiye Kalkınma ve Yatırım Bankası A.Ş.		1	482
				Türkiye Sınai Kalkınma Bankası A.Ş.		2	350

* Branches in foreign countries and Turkish Republic of Northern Cyprus are included.

** Bank of China Turkey A.Ş. has become a member of The Banks Association of Turkey as of December 18, 2017. The publication of financial reports hasn't announced yet. Therefore the data of the bank is not included in other tables.

This report is prepared from the related statistics of member banks that is sent to the Banks Association of Turkey. Whilst every effort has been made to ensure that the information contained in this report is correct, the Banks Association of Turkey can not accept any responsibility for any errors or omissions or for any consequences resulting therefrom.

Table 2 Bank Employees by Gender and Education, as of June 30, 2019

Banks	Primary School			High School			Undergraduate			Postgraduate			Total		
	Male	Female	Total	Male	Female	Total	Male	Female	Total	Male	Female	Total	Male	Female	Total
Sector Total	801	192	993	17,180	8,421	25,601	68,156	80,486	148,642	7,699	7,558	15,257	93,836	96,657	190,493
Deposit Banks	636	168	804	16,783	8,334	25,117	66,080	79,268	145,348	6,890	7,025	13,915	90,389	94,795	185,184
State-owned Banks	231	6	237	5,463	1,435	6,898	25,454	22,259	47,713	2,717	2,521	5,238	33,865	26,221	60,086
Türkiye Cumhuriyeti Ziraat Bankası A.Ş.	123	2	125	2,764	502	3,266	10,887	7,983	18,870	1,203	1,069	2,272	14,977	9,556	24,533
Türkiye Halk Bankası A.Ş.	44	1	45	2,130	583	2,713	7,750	6,926	14,676	759	606	1,365	10,683	8,116	18,799
Türkiye Vakıflar Bankası T.A.O.	64	3	67	569	350	919	6,817	7,350	14,167	755	846	1,601	8,205	8,549	16,754
Privately-owned Banks	163	12	175	5,143	2,872	8,015	24,492	33,009	57,501	2,352	2,488	4,840	32,150	38,381	70,531
Adabank A.Ş.	1	0	1	2	3	5	10	10	20	0	1	1	13	14	27
Akbank T.A.Ş.	28	0	28	446	178	624	5,056	6,024	11,080	632	654	1,286	6,162	6,856	13,018
Anadolubank A.Ş.	9	0	9	207	54	261	638	595	1,233	52	61	113	906	710	1,616
Fibabanka A.Ş.	11	2	13	158	56	214	560	615	1,175	85	73	158	814	746	1,560
Şekerbank T.A.Ş.	12	2	14	182	112	294	1,485	1,575	3,060	77	77	154	1,756	1,766	3,522
Turkish Bank A.Ş.	6	0	6	17	11	28	53	68	121	16	13	29	92	92	184
Türk Ekonomi Bankası A.Ş.	14	2	16	751	382	1,133	3,062	4,175	7,237	367	362	729	4,194	4,921	9,115
Türkiye İş Bankası A.Ş.	62	1	63	2,528	1,308	3,836	8,756	10,527	19,283	537	579	1,116	11,883	12,415	24,298
Yapı ve Kredi Bankası A.Ş.	20	5	25	852	768	1,620	4,872	9,420	14,292	586	668	1,254	6,330	10,861	17,191
Banks Under Depo. Insurance Fund	11	2	13	73	20	93	51	52	103	10	4	14	145	78	223
Birleşik Fon Bankası A.Ş.	11	2	13	73	20	93	51	52	103	10	4	14	145	78	223

Banks	Primary School			High School			Undergraduate			Postgraduate			Total		
	Male	Female	Total	Male	Female	Total	Male	Female	Total	Male	Female	Total	Male	Female	Total
Foreign Banks	231	148	379	6,104	4,007	10,111	16,083	23,948	40,031	1,811	2,012	3,823	24,229	30,115	54,344
Alternatifbank A.Ş.	12	1	13	68	31	99	299	365	664	68	46	114	447	443	890
Arap Türk Bankası A.Ş.	10	1	11	46	10	56	84	76	160	28	19	47	168	106	274
Bank Mellat	3	0	3	8	1	9	29	7	36	3	0	3	43	8	51
Bank of China Turkey A.Ş.	0	0	0	0	0	0	13	7	20	8	5	13	21	12	33
Burgan Bank A.Ş.	5	0	5	54	34	88	326	448	774	49	56	105	434	538	972
Citibank A.Ş.	0	0	0	26	14	40	118	156	274	40	40	80	184	210	394
Denizbank A.Ş.	107	135	242	2,426	2,638	5,064	2,926	3,628	6,554	244	270	514	5,703	6,671	12,374
Deutsche Bank A.Ş.	1	0	1	2	0	2	28	53	81	13	13	26	44	66	110
Habib Bank Limited	1	0	1	5	0	5	6	8	14	1	1	2	13	9	22
HSBC Bank A.Ş.	6	0	6	132	88	220	550	1,134	1,684	77	98	175	765	1,320	2,085
ICBC Turkey Bank A.Ş.	8	4	12	59	22	81	235	337	572	36	44	80	338	407	745
ING Bank A.Ş.	9	0	9	226	124	350	1,332	1,895	3,227	187	162	349	1,754	2,181	3,935
Intesa Sanpaolo S.p.A.	0	0	0	0	0	0	8	8	16	6	4	10	14	12	26
JPMorgan Chase Bank N.A.	3	1	4	1	2	3	20	18	38	9	5	14	33	26	59
MUFG Bank Turkey A.Ş.	0	0	0	2	0	2	26	29	55	12	8	20	40	37	77
Odea Bank A.Ş.	0	0	0	38	5	43	328	562	890	79	66	145	445	633	1,078
QNB Finansbank A.Ş.	41	4	45	1,369	556	1,925	3,682	5,861	9,543	369	468	837	5,461	6,889	12,350
Rabobank A.Ş.	0	0	0	1	0	1	9	6	15	13	4	17	23	10	33
Société Générale (SA)	4	0	4	6	2	8	12	12	24	5	2	7	27	16	43
Turkland Bank A.Ş.	2	0	2	45	16	61	115	144	259	21	22	43	183	182	365
Türkiye Garanti Bankası A.Ş.	19	2	21	1,590	464	2,054	5,937	9,194	15,131	543	679	1,222	8,089	10,339	18,428
Development and Investment Banks	165	24	189	397	87	484	2,076	1,218	3,294	809	533	1,342	3,447	1,862	5,309
Aktif Yatırım Bankası A.Ş.	3	0	3	59	15	74	296	211	507	61	35	96	419	261	680
BankPozitif Kredi ve Kalkınma Bankası A.Ş.	1	0	1	4	2	6	25	21	46	5	2	7	35	25	60
Diler Yatırım Bankası A.Ş.	0	0	0	2	0	2	5	8	13	1	3	4	8	11	19
GSD Yatırım Bankası A.Ş.	0	0	0	2	0	2	19	11	30	1	1	2	22	12	34
İller Bankası A.Ş.	91	7	98	209	36	245	1,033	441	1,474	418	251	669	1,751	735	2,486
İstanbul Takas ve Saklama Bankası A.Ş.	7	2	9	10	2	12	124	77	201	40	28	68	181	109	290
Merrill Lynch Yatırım Bank A.Ş.	0	0	0	0	0	0	12	12	24	11	7	18	23	19	42
Nurol Yatırım Bankası A.Ş.	1	1	2	7	1	8	23	17	40	7	3	10	38	22	60
Pasha Yatırım Bankası A.Ş.	0	0	0	2	1	3	14	20	34	5	8	13	21	29	50
Standard Chartered Yatırım Bankası Türk A.	2	2	4	2	4	6	3	7	10	3	7	10	10	20	30
Türk Eximbank	25	10	35	56	12	68	241	142	383	150	90	240	472	254	726
Türkiye Kalkınma ve Yatırım Bankası A.Ş.	25	0	25	26	7	33	185	138	323	59	42	101	295	187	482
Türkiye Sınai Kalkınma Bankası A.Ş.	10	2	12	18	7	25	96	113	209	48	56	104	172	178	350

Table 3 Number of Branches and Employees (2018 - 2019 June)

	No.of Branches			No.of Employees		
	2018 June	2018 Dec.	2019 June	2018 June	2018 Dec.	2019 June
Sector Total	10,536	10,454	10,359	193,815	192,313	190,493
Deposit Banks	10,483	10,400	10,302	188,564	186,918	185,184
State-owned Banks	3,715	3,718	3,711	59,961	60,195	60,086
Türkiye Cumhuriyeti Ziraat Bankası A.Ş.	1,781	1,773	1,764	24,572	24,647	24,533
Türkiye Halk Bankası A.Ş.	978	994	996	18,898	18,781	18,799
Türkiye Vakıflar Bankası T.A.O.	956	951	951	16,491	16,767	16,754
Privately-owned Banks	4,015	3,963	3,898	73,553	72,025	70,531
Adabank A.Ş.	1	1	1	28	28	27
Akbank T.A.Ş.	800	781	777	13,666	13,367	13,018
Anadolubank A.Ş.	112	112	113	1,734	1,644	1,616
Fibabanka A.Ş.	83	72	66	1,674	1,591	1,560
Şekerbank T.A.Ş.	273	273	273	3,565	3,571	3,522
Turkish Bank A.Ş.	12	12	12	225	190	184
Türk Ekonomi Bankası A.Ş.	504	503	496	9,605	9,487	9,115
Türkiye İş Bankası A.Ş.	1,364	1,355	1,306	24,729	24,570	24,298
Yapı ve Kredi Bankası A.Ş.	866	854	854	18,327	17,577	17,191
Banks Under the Dep.Ins.Fund	1	1	1	221	220	223
Birleşik Fon Bankası A.Ş.	1	1	1	221	220	223
Foreign Banks	2,752	2,718	2,692	54,829	54,478	54,344
Alternatifbank A.Ş.	53	49	49	955	949	890
Arap Türk Bankası A.Ş.	7	7	7	261	268	274
Bank Mellat	3	3	3	51	51	51
Bank of China Turkey A.Ş.	1	1	1	31	31	33
Burgan Bank A.Ş.	43	41	38	1,004	1,006	972
Citibank A.Ş.	3	3	3	405	402	394
Denizbank A.Ş.	713	711	706	12,023	11,786	12,374
Deutsche Bank A.Ş.	1	1	1	109	109	110
Habib Bank Limited	1	1	1	19	20	22
HSBC Bank A.Ş.	82	82	80	2,312	2,205	2,085
ICBC Turkey Bank A.Ş.	44	44	44	811	786	745
ING Bank A.Ş.	254	226	223	4,530	4,520	3,935
Intesa Sanpaolo S.p.A.	1	1	1	28	29	26
JPMorgan Chase Bank N.A.	1	1	1	59	55	59
MUFG Bank Turkey A.Ş.	1	1	1	74	75	77
Odea Bank A.Ş.	46	45	47	1,066	1,088	1,078
QNB Finansbank A.Ş.	542	542	543	12,011	12,276	12,350
Rabobank A.Ş.	1	1	1	35	35	33
Société Générale (SA)	1	1	1	43	46	43
Turkland Bank A.Ş.	24	23	17	480	403	365
Türkiye Garanti Bankası A.Ş.	930	934	924	18,522	18,338	18,428
Development and Investment Banks	53	54	57	5,251	5,395	5,309
Aktif Yatırım Bankası A.Ş.	9	10	10	662	663	680
BankPozitif Kredi ve Kalkınma Bankası A.Ş.	1	1	1	73	63	60
Diler Yatırım Bankası A.Ş.	1	1	1	18	18	19
GSD Yatırım Bankası A.Ş.	2	2	2	30	30	34
İller Bankası A.Ş.	19	19	19	2,410	2,533	2,486
İstanbul Takas ve Saklama Bankası A.Ş.	1	1	1	275	292	290
Merrill Lynch Yatırım Bank A.Ş.	1	1	1	47	47	42
Nurol Yatırım Bankası A.Ş.	1	1	1	54	59	60
Pasha Yatırım Bankası A.Ş.	1	1	1	48	52	50
Standard Chartered Yatırım Bankası Türk A.Ş.	1	1	1	28	30	30
Türk Eximbank	12	12	16	689	709	726
Türkiye Kalkınma ve Yatırım Bankası A.Ş.	1	1	1	546	528	482
Türkiye Sınai Kalkınma Bankası A.Ş.	3	3	2	371	371	350