



Quarterly Statistics by Banks, Employees and Branches in Banking

March 2019

Report Code: DE13

May 2019





Contents

	<u>Page No.</u>
Number of Banks.....	i
Number of Employees.....	i
Bank Employees by Gender and Education Level	ii
Number of Branches.....	ii
Number of Employees and Branches per 100.000 People.....	iii
 Tables	
Table 1 Number of Branches and Employees by the Banks and Groups, as of March 31, 2019.....	1
Table 2 Bank Employees by Sex and Education, as of March 31, 2019.....	2
Table 3 Number of Branches and Employees (2018 - 2019 March).....	4

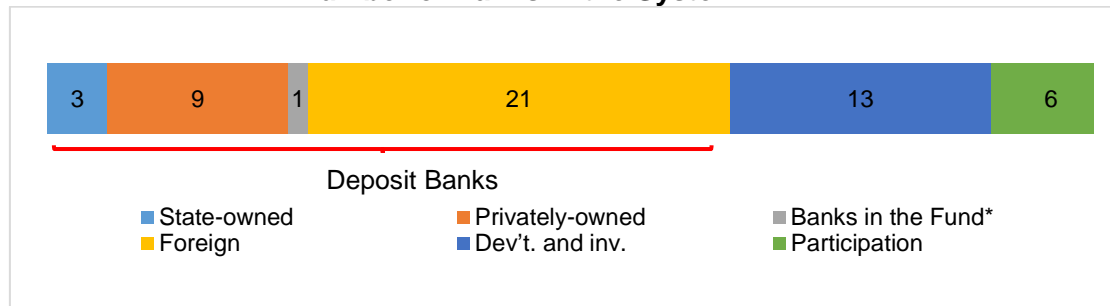
Quarterly Statistics by Banks, Employees and Branches in Banking System¹

March 2019

Number of Banks

The number of deposit, development and investment banks was 53 at the end of March 2019 with 34 in deposit banks group and 13 in non-deposit banks group, while there were also 6 participation banks. Emlak Participation Bank A.Ş. has taken permission to make banking operations on the 26th of February, 2019 and started its operations on the 21st of March, 2019.

Number of Banks in the System



* Banks under the Deposit Insurance Fund

Number of Employees

As of March 2019, the number of employees in deposit banks and development and investment banks was 190,908.

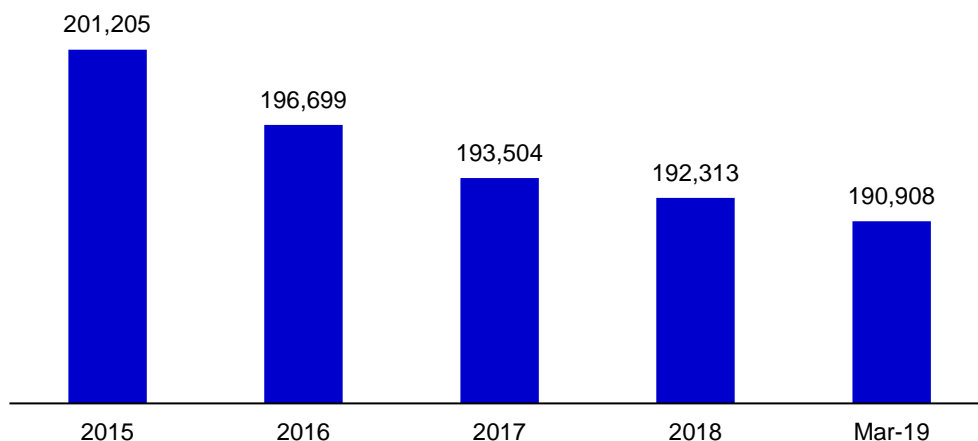
Number of Employees

	March 2018	December 2018	March 2019
Deposit banks	187,920	186,918	185,581
Dev't. and inv. banks	5,257	5,395	5,327
Total	193,177	192,313	190,908

The number of employees decreased by 2,269 (1.2 percent), as compared to March 2018 and by 1,405 as compared to end of the 2018.

¹ -The deposit banks and development and investment banks are included.

Number of Employees

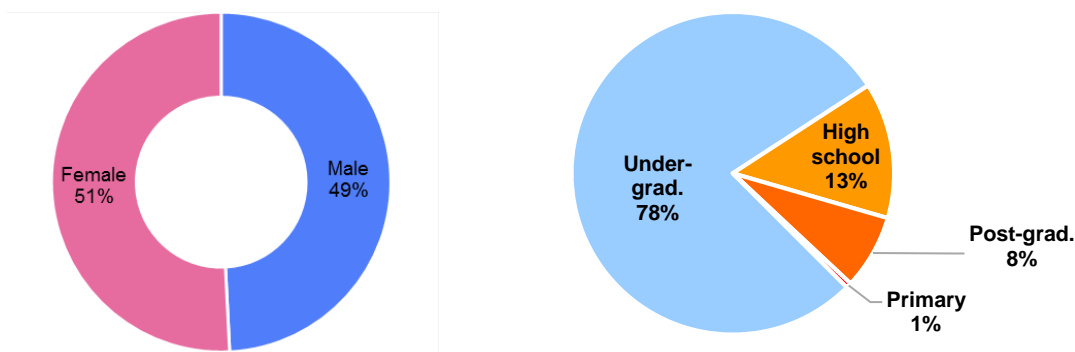


Bank Employees by Gender and Education Level

As of March 2019, 51 percent of the employees were female regarding the distribution of bank employees by gender.

Regarding the education level of bank employees, 78 percent of the employees had undergraduate degrees and 8 percent in postgraduate degrees, as of March 2019. This figure was 13 percent in high-school graduates.

Bank Employees by Gender and Education Level



Number of Branches

As of March 2019, the total number of branches in deposit banks and development and investment banks was 10,412.

Number of Branches*

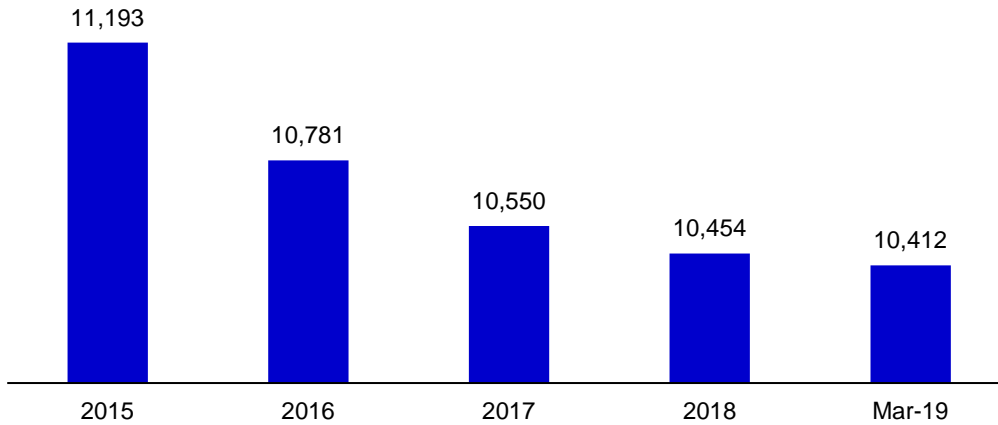
	March 2018	December 2018	March 2019
Deposit banks	10,460	10,400	10,355
Dev't. and inv. banks	50	54	57
Total	10,510	10,454	10,412

* Branches in foreign countries and Turkish Republic of Northern Cyprus are included.

This number decreased by 98, as compared to March 2018 and by 42, as compared to December 2018.

The number of branches per bank was 305 in deposit banks at the end of March 2019.

Number of Branches



The rapid growth of non-branch channels and delegation of some services to outsourcing institutions affected the number of employees and branches.

Employees per branch

The average number of employees per branch was 18. This number was 18 in deposit banks and 93 in development and investment banks as of March 2019.

Employees per branch

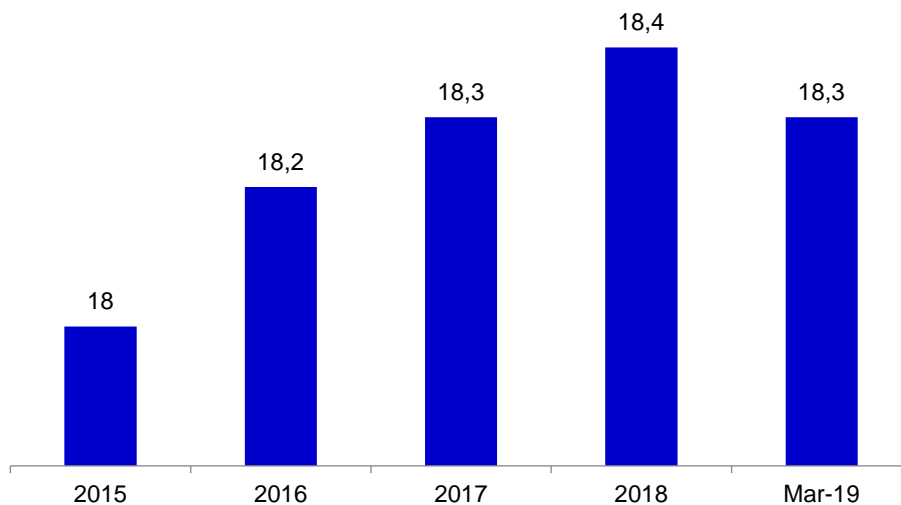


Table 1 Number of Banks, Branches and Employees, as of March 31, 2019

	No. of Banks	No. of Branches*	No. of Employees		No. of Banks	No. of Branches*	No. of Employees
Sector Total	47	10.412	190.908	Foreign Banks	21	2.707	54.178
Deposit Banks	34	10.355	185.581	Alternatifbank A.Ş.		49	908
State-owned Banks	3	3.714	60.081	Arap Türk Bankası A.Ş.		7	271
Türkiye Cumhuriyeti Ziraat Bankası A.Ş.		1.766	24.650	Bank Mellat		3	50
Türkiye Halk Bankası A.Ş.		998	18.620	Bank of China Turkey A.Ş.		1	31
Türkiye Vakıflar Bankası T.A.O.		950	16.811	Burgan Bank A.Ş.		38	1.001
Privately-owned Banks	9	3.933	71.101	Citibank A.Ş.		3	393
Adabank A.Ş.		1	27	Denizbank A.Ş.		710	12.094
Akbank T.A.Ş.		780	13.165	Deutsche Bank A.Ş.		1	114
Anadolubank A.Ş.		112	1.643	Habib Bank Limited		1	22
Fibabanka A.Ş.		69	1.601	HSBC Bank A.Ş.		82	2.152
Şekerbank T.A.Ş.		273	3.532	ICBC Turkey Bank A.Ş.		44	773
Turkish Bank A.Ş.		12	187	ING Bank A.Ş.		223	4.003
Türk Ekonomi Bankası A.Ş.		496	9.168	Intesa Sanpaolo S.p.A.		1	26
Türkiye İş Bankası A.Ş.		1.336	24.399	JPMorgan Chase Bank N.A.		1	57
Yapı ve Kredi Bankası A.Ş.		854	17.379	MUFG Bank Turkey A.Ş.		1	73
Banks Under the Depo. Insurance Fund	1	1	221	Odea Bank A.Ş.		45	1.076
Birleşik Fon Bankası A.Ş.		1	221	QNB Finansbank A.Ş.		543	12.365
				Rabobank A.Ş.		1	34
				Société Générale (SA)		1	44
				Turkland Bank A.Ş.		22	396
				Türkiye Garanti Bankası A.Ş.		930	18.295
				Development and Investment Banks	13	57	5.327
				Aktif Yatırım Bankası A.Ş.		10	670
				BankPozitif Kredi ve Kalkınma Bankası A.Ş.		1	61
				Diler Yatırım Bankası A.Ş.		1	18
				GSD Yatırım Bankası A.Ş.		2	32
				İller Bankası A.Ş.		19	2.500
				İstanbul Takas ve Saklama Bankası A.Ş.		1	292
				Merrill Lynch Yatırım Bank A.Ş.		1	43
				Nurol Yatırım Bankası A.Ş.		1	60
				Pasha Yatırım Bankası A.Ş.		1	48
				Standard Chartered Yatırım Bankası Türk A.Ş.		1	30
				Türk Eximbank		15	717
				Türkiye Kalkınma ve Yatırım Bankası A.Ş.		1	492
				Türkiye Sınai Kalkınma Bankası A.Ş.		3	364

* Branches in foreign countries and Turkish Republic of Northern Cyprus are included.

** Bank of China Turkey A.Ş. has become a member of The Banks Association of Turkey as of December 18, 2017. The publication of financial reports hasn't announced yet. Therefore the data of the bank is not included in other tables.

This report is prepared from the related statistics of member banks that is sent to the Banks Association of Turkey. Whilst every effort has been made to ensure that the information contained in this report is correct, the Banks Association of Turkey can not accept any responsibility for any errors or omissions or for any consequences resulting therefrom.

Table 2 Bank Employees by Gender and Education, as of March 31, 2019

Banks	Primary School			High School			Undergraduate			Postgraduate			Total		
	Male	Female	Total	Male	Female	Total	Male	Female	Total	Male	Female	Total	Male	Female	Total
Sector Total	813	193	1.006	17.144	8.397	25.541	68.431	80.779	149.210	7.656	7.495	15.151	94.044	96.864	190.908
Deposit Banks	646	169	815	16.735	8.310	25.045	66.336	79.568	145.904	6.851	6.966	13.817	90.568	95.013	185.581
State-owned Banks	229	6	235	5.401	1.461	6.862	25.492	22.278	47.770	2.702	2.512	5.214	33.824	26.257	60.081
Türkiye Cumhuriyeti Ziraat Bankası A.Ş.	121	2	123	2.796	513	3.309	10.949	7.995	18.944	1.201	1.073	2.274	15.067	9.583	24.650
Türkiye Halk Bankası A.Ş.	44	1	45	2.025	589	2.614	7.682	6.915	14.597	761	603	1.364	10.512	8.108	18.620
Türkiye Vakıflar Bankası T.A.O.	64	3	67	580	359	939	6.861	7.368	14.229	740	836	1.576	8.245	8.566	16.811
Privately-owned Banks	170	12	182	5.167	2.920	8.087	24.734	33.317	58.051	2.322	2.459	4.781	32.393	38.708	71.101
Adabank A.Ş.	1	0	1	2	3	5	10	10	20	0	1	1	13	14	27
Akbank T.A.Ş.	28	0	28	419	164	583	5.146	6.113	11.259	644	651	1.295	6.237	6.928	13.165
Anadolubank A.Ş.	9	0	9	204	58	262	643	610	1.253	55	64	119	911	732	1.643
Fibabanka A.Ş.	11	2	13	166	59	225	578	626	1.204	86	73	159	841	760	1.601
Şekerbank T.A.Ş.	13	2	15	188	115	303	1.479	1.588	3.067	75	72	147	1.755	1.777	3.532
Turkish Bank A.Ş.	6	0	6	17	11	28	56	69	125	15	13	28	94	93	187
Türk Ekonomi Bankası A.Ş.	17	2	19	765	381	1.146	3.074	4.182	7.256	376	371	747	4.232	4.936	9.168
Türkiye İş Bankası A.Ş.	65	1	66	2.544	1.337	3.881	8.798	10.546	19.344	526	582	1.108	11.933	12.466	24.399
Yapı ve Kredi Bankası A.Ş.	20	5	25	862	792	1.654	4.950	9.573	14.523	545	632	1.177	6.377	11.002	17.379
Banks Under Depo. Insurance Fund	12	2	14	71	20	91	52	50	102	10	4	14	145	76	221
Birleşik Fon Bankası A.Ş.	12	2	14	71	20	91	52	50	102	10	4	14	145	76	221

Banks	Primary School			High School			Undergraduate			Postgraduate			Total		
	Male	Female	Total	Male	Female	Total	Male	Female	Total	Male	Female	Total	Male	Female	Total
Foreign Banks	235	149	384	6.096	3.909	10.005	16.058	23.923	39.981	1.817	1.991	3.808	24.206	29.972	54.178
Alternatifbank A.Ş.	11	0	11	74	29	103	304	373	677	70	47	117	459	449	908
Arap Türk Bankası A.Ş.	10	1	11	47	10	57	81	73	154	30	19	49	168	103	271
Bank Mellat	3	0	3	8	1	9	29	7	36	2	0	2	42	8	50
Bank of China Turkey A.Ş.	0	0	0	0	0	0	11	6	17	8	6	14	19	12	31
Burgan Bank A.Ş.	5	0	5	55	37	92	339	462	801	46	57	103	445	556	1.001
Citibank A.Ş.	0	0	0	28	9	37	120	155	275	40	41	81	188	205	393
Denizbank A.Ş.	108	136	244	2.385	2.541	4.926	2.880	3.522	6.402	250	272	522	5.623	6.471	12.094
Deutsche Bank A.Ş.	1	0	1	2	0	2	28	55	83	15	13	28	46	68	114
Habib Bank Limited	1	0	1	5	0	5	6	8	14	1	1	2	13	9	22
HSBC Bank A.Ş.	4	0	4	131	93	224	561	1.185	1.746	80	98	178	776	1.376	2.152
ICBC Turkey Bank A.Ş.	9	5	14	62	22	84	249	347	596	35	44	79	355	418	773
ING Bank A.Ş.	10	0	10	226	129	355	1.360	1.926	3.286	189	163	352	1.785	2.218	4.003
Intesa Sanpaolo S.p.A.	0	0	0	0	0	0	8	8	16	6	4	10	14	12	26
JPMorgan Chase Bank N.A.	3	1	4	1	2	3	20	18	38	7	5	12	31	26	57
MUFG Bank Turkey A.Ş.	0	0	0	2	0	2	24	27	51	12	8	20	38	35	73
Odea Bank A.Ş.	3	0	3	33	5	38	336	549	885	84	66	150	456	620	1.076
QNB Finansbank A.Ş.	41	4	45	1.379	540	1.919	3.701	5.894	9.595	363	443	806	5.484	6.881	12.365
Rabobank A.Ş.	0	0	0	1	0	1	9	7	16	13	4	17	23	11	34
Société Générale (SA)	4	0	4	5	3	8	11	13	24	6	2	8	26	18	44
Turkland Bank A.Ş.	2	0	2	50	19	69	125	155	280	19	26	45	196	200	396
Türkiye Garanti Bankası A.Ş.	20	2	22	1.602	469	2.071	5.856	9.133	14.989	541	672	1.213	8.019	10.276	18.295
Development and Investment Banks	167	24	191	409	87	496	2.095	1.211	3.306	805	529	1.334	3.476	1.851	5.327
Aktif Yatırım Bankası A.Ş.	3	0	3	58	15	73	299	196	495	62	37	99	422	248	670
BankPozitif Kredi ve Kalkınma Bankası A.Ş.	1	0	1	4	2	6	25	22	47	5	2	7	35	26	61
Diler Yatırım Bankası A.Ş.	0	0	0	2	0	2	3	8	11	2	3	5	7	11	18
GSD Yatırım Bankası A.Ş.	0	0	0	2	0	2	19	9	28	1	1	2	22	10	32
İller Bankası A.Ş.	94	7	101	214	38	252	1.039	441	1.480	418	249	667	1.765	735	2.500
İstanbul Takas ve Saklama Bankası A.Ş.	6	2	8	10	2	12	121	79	200	43	29	72	180	112	292
Merrill Lynch Yatırım Bank A.Ş.	0	0	0	0	0	0	12	12	24	11	8	19	23	20	43
Nurol Yatırım Bankası A.Ş.	1	1	2	7	1	8	23	17	40	7	3	10	38	22	60
Pasha Yatırım Bankası A.Ş.	0	0	0	2	0	2	14	18	32	6	8	14	22	26	48
Standard Chartered Yatırım Bankası Türk A.	2	2	4	2	4	6	3	8	11	3	6	9	10	20	30
Türk Eximbank	26	10	36	57	13	70	246	139	385	138	88	226	467	250	717
Türkiye Kalkınma ve Yatırım Bankası A.Ş.	24	0	24	34	8	42	189	142	331	58	37	95	305	187	492
Türkiye Sınai Kalkınma Bankası A.Ş.	10	2	12	17	4	21	102	120	222	51	58	109	180	184	364

Table 3 Number of Branches and Employees (2018 - 2019 March)

	No.of Branches			No.of Employees		
	2018 March	2018 Dec.	2019 March	2018 March	2018 Dec.	2019 March
Sector Total	10.510	10.454	10.412	193.177	192.313	190.908
Deposit Banks	10.460	10.400	10.355	187.920	186.918	185.581
State-owned Banks	3.687	3.718	3.714	58.610	60.195	60.081
Türkiye Cumhuriyeti Ziraat Bankası A.Ş.	1.780	1.773	1.766	24.681	24.647	24.650
Türkiye Halk Bankası A.Ş.	972	994	998	17.779	18.781	18.620
Türkiye Vakıflar Bankası T.A.O.	935	951	950	16.150	16.767	16.811
Privately-owned Banks	4.016	3.963	3.933	73.806	72.025	71.101
Adabank A.Ş.	1	1	1	27	28	27
Akbank T.A.Ş.	801	781	780	13.840	13.367	13.165
Anadolubank A.Ş.	112	112	112	1.754	1.644	1.643
Fibabanka A.Ş.	83	72	69	1.684	1.591	1.601
Şekerbank T.A.Ş.	273	273	273	3.545	3.571	3.532
Turkish Bank A.Ş.	12	12	12	216	190	187
Türk Ekonomi Bankası A.Ş.	504	503	496	9.610	9.487	9.168
Türkiye İş Bankası A.Ş.	1.364	1.355	1.336	24.836	24.570	24.399
Yapı ve Kredi Bankası A.Ş.	866	854	854	18.294	17.577	17.379
Banks Under the Dep.Ins.Fund	1	1	1	224	220	221
Birleşik Fon Bankası A.Ş.	1	1	1	224	220	221
Foreign Banks	2.756	2.718	2.707	55.280	54.478	54.178
Alternatifbank A.Ş.	53	49	49	938	949	908
Arap Türk Bankası A.Ş.	7	7	7	258	268	271
Bank Mellat	3	3	3	50	51	50
Bank of China Turkey A.Ş.	-	1	1	-	31	31
Burgan Bank A.Ş.	43	41	38	1.004	1.006	1.001
Citibank A.Ş.	3	3	3	405	402	393
Denizbank A.Ş.	708	711	710	12.190	11.786	12.094
Deutsche Bank A.Ş.	1	1	1	114	109	114
Habib Bank Limited	1	1	1	19	20	22
HSBC Bank A.Ş.	82	82	82	2.471	2.205	2.152
ICBC Turkey Bank A.Ş.	44	44	44	797	786	773
ING Bank A.Ş.	257	226	223	4.671	4.520	4.003
Intesa Sanpaolo S.p.A.	1	1	1	26	29	26
JPMorgan Chase Bank N.A.	1	1	1	59	55	57
MUFG Bank Turkey A.Ş.	1	1	1	71	75	73
Odea Bank A.Ş.	47	45	45	1.126	1.088	1.076
QNB Finansbank A.Ş.	542	542	543	11.854	12.276	12.365
Rabobank A.Ş.	1	1	1	37	35	34
Société Générale (SA)	1	1	1	45	46	44
Turkland Bank A.Ş.	24	23	22	506	403	396
Türkiye Garanti Bankası A.Ş.	936	934	930	18.639	18.338	18.295
Development and Investment Banks	50	54	57	5.257	5.395	5.327
Aktif Yatırım Bankası A.Ş.	8	10	10	652	663	670
BankPozitif Kredi ve Kalkınma Bankası A.Ş.	1	1	1	72	63	61
Diler Yatırım Bankası A.Ş.	1	1	1	19	18	18
GSD Yatırım Bankası A.Ş.	1	2	2	30	30	32
İller Bankası A.Ş.	19	19	19	2.423	2.533	2.500
İstanbul Takas ve Saklama Bankası A.Ş.	1	1	1	274	292	292
Merrill Lynch Yatırım Bank A.Ş.	1	1	1	48	47	43
Nurol Yatırım Bankası A.Ş.	1	1	1	53	59	60
Pasha Yatırım Bankası A.Ş.	1	1	1	45	52	48
Standard Chartered Yatırım Bankası Türk A.Ş.	1	1	1	29	30	30
Türk Eximbank	11	12	15	679	709	717
Türkiye Kalkınma ve Yatırım Bankası A.Ş.	1	1	1	556	528	492
Türkiye Sınai Kalkınma Bankası A.Ş.	3	3	3	377	371	364