

Quarterly Statistics by Banks, Employees and Branches in Banking System

June 2018

Report Code: DE13

July 2018





Contents

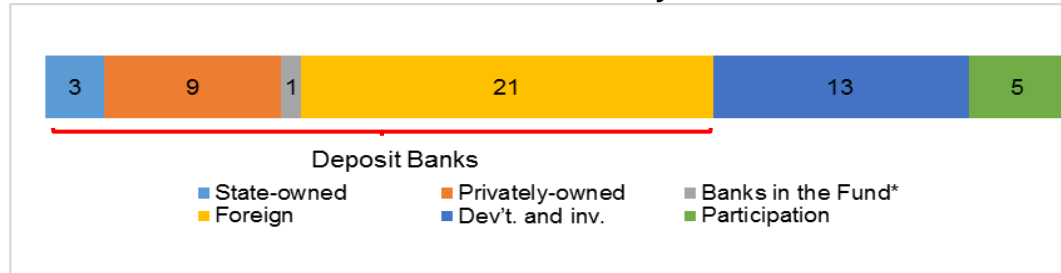
	<u>Page No.</u>
Number of Banks.....	i
Number of Employees.....	i
Bank Employees by Gender and Education Level	ii
Number of Branches.....	ii
Number of Employees and Branches per 100.000 People.....	iii
 Tables	
Table 1 Number of Branches and Employees by the Banks and Groups, as of June 30, 2018.....	1
Table 2 Bank Employees by Sex and Education, as of June 30, 2018.....	2
Table 3 Number of Branches and Employees (2017 - 2018 June).....	4

Quarterly Statistics by Banks, Employees and Branches in Banking System¹ June 2018

Number of Banks

The number of deposit, development and investment banks was 52 at the end of June 2018 with 34 in deposit banks group and 13 in non-deposit banks group, while there were also 5 participation banks.

Number of Banks in the System



* Banks under the Deposit Insurance Fund

Number of Employees

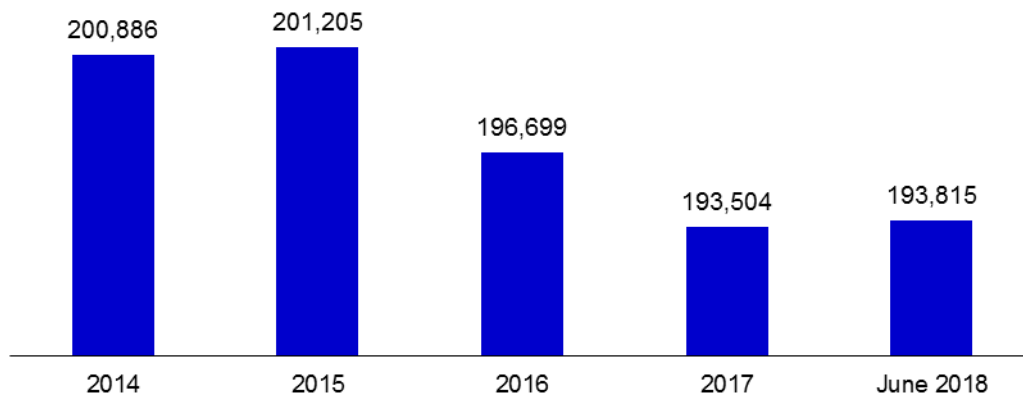
As of June 2018, the number of employees in deposit banks and development and investment banks was 193,815.

Number of Employees

	June 2017	March 2018	June 2018
Deposit banks	190,756	187,920	188,564
Dev't. and inv. banks	5,263	5,257	5,251
Total	196,019	193,177	193,815

The number of employees decreased by 2,204 (1.1 percent), as compared to June 2017 and increased by 638 as compared to previous quarter.

Number of Employees



The average number of employees was 5,546 in deposit banks.

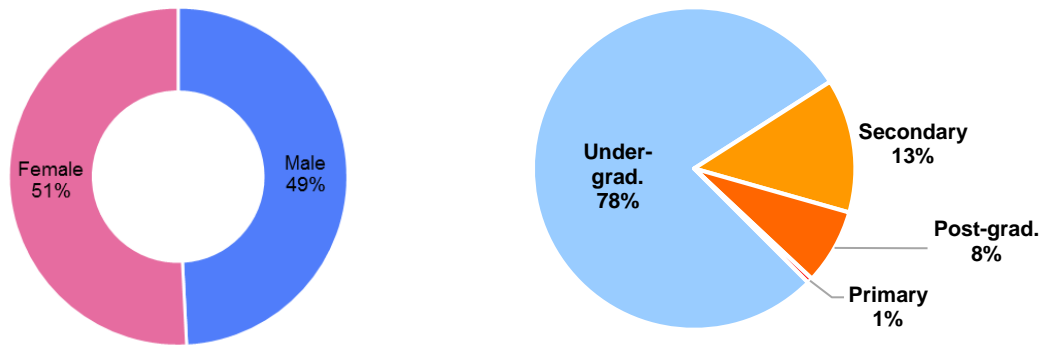
¹ -The deposit banks and development and investment banks are included.

Bank Employees by Gender and Education Level

As of June 2018, 51 percent of the employees were female regarding the distribution of bank employees by gender.

Regarding the education level of bank employees, 78 percent of the employees had undergraduate degrees and 8 percent in postgraduate degrees, as of June 2018. This figure was 13 percent in high-school graduates.

Bank Employees by Gender and Education Level



Number of Branches

As of June 2018, the total number of branches in deposit banks and development and investment banks was 10,536.

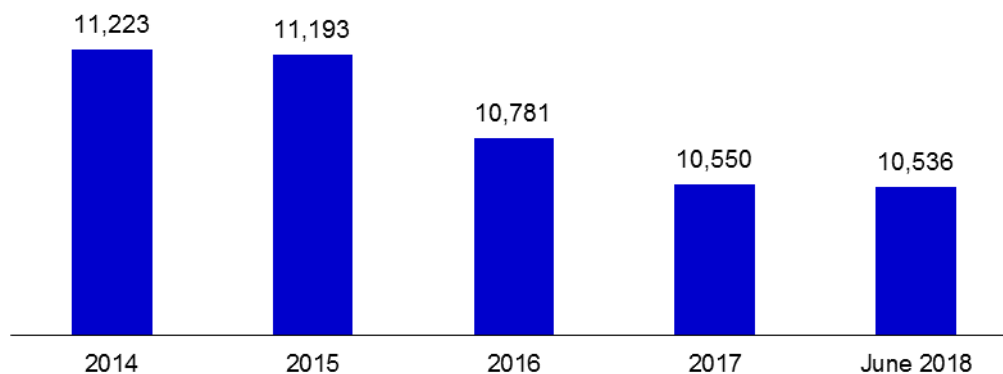
Number of Branches*

	June 2017	March 2018	June 2018
Deposit banks	10,679	10,460	10,483
Dev't. and inv. banks	45	50	53
Total	10,724	10,510	10,536

* Branches in foreign countries and Turkish Republic of Northern Cyprus are included.

This number decreased by 188, as compared to June 2017 and increased by 26 as compared to previous quarter.

Number of Branches

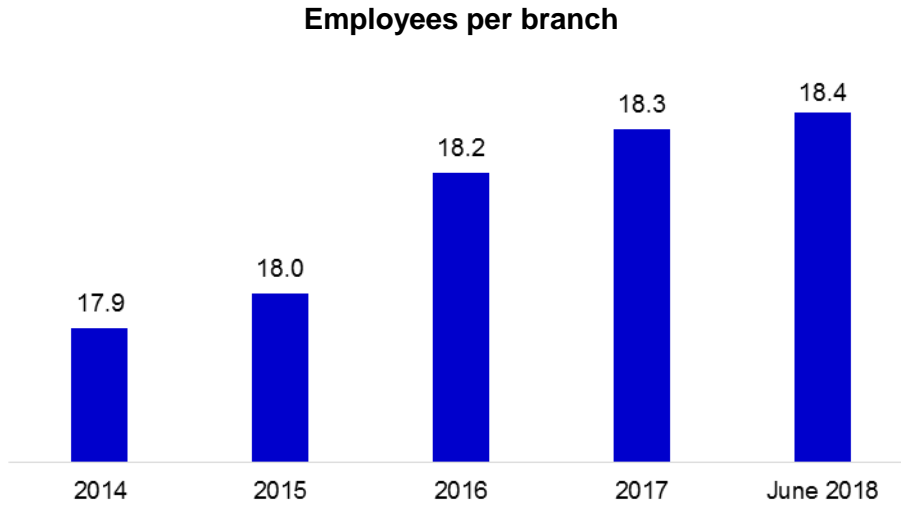


The number of branches per bank was 308 in deposit banks at the end of June 2018.

According to June data, the number of branches and employees decreased compared to the previous year, but they increased compared to the previous quarter.

Employees per branch

The average number of employees per branch was 18.4.



This number was 18 in deposit banks and 99 in development and investment banks as of June 2018.

Table 1 Number of Banks, Branches and Employees, as of June 30, 2018

	No. of Banks	No. of Branches*	No. of Employees		No. of Banks	No. of Branches*	No. of Employees
Sector Total	47	10,536	193,815	Foreign Banks	21	2,752	54,829
Deposit Banks	34	10,483	188,564	Alternatifbank A.Ş.		53	955
State-owned Banks	3	3,715	59,961	Arap Türk Bankası A.Ş.		7	261
Türkiye Cumhuriyeti Ziraat Bankası A.Ş.		1,781	24,572	Bank Mellat		3	51
Türkiye Halk Bankası A.Ş.		978	18,898	Bank of China Turkey A.Ş.		1	31
Türkiye Vakıflar Bankası T.A.O.		956	16,491	Burgan Bank A.Ş.		43	1,004
Privately-owned Banks	9	4,015	73,553	Citibank A.Ş.		3	405
Adabank A.Ş.		1	28	Denizbank A.Ş.		713	12,023
Akbank T.A.Ş.		800	13,666	Deutsche Bank A.Ş.		1	109
Anadolubank A.Ş.		112	1,734	Habib Bank Limited		1	19
Fibabanka A.Ş.		83	1,674	HSBC Bank A.Ş.		82	2,312
Şekerbank T.A.Ş.		273	3,565	ICBC Turkey Bank A.Ş.		44	811
Turkish Bank A.Ş.		12	225	ING Bank A.Ş.		254	4,530
Türk Ekonomi Bankası A.Ş.		504	9,605	Intesa Sanpaolo S.p.A.		1	28
Türkiye İş Bankası A.Ş.		1,364	24,729	JPMorgan Chase Bank N.A.		1	59
Yapı ve Kredi Bankası A.Ş.		866	18,327	MUFG Bank Turkey A.Ş.		1	74
Banks Under the Depo. Insurance Fund	1	1	221	Odea Bank A.Ş.		46	1,066
Birleşik Fon Bankası A.Ş.		1	221	QNB Finansbank A.Ş.		542	12,011
				Rabobank A.Ş.		1	35
				Société Générale (SA)		1	43
				Turkland Bank A.Ş.		24	480
				Türkiye Garanti Bankası A.Ş.		930	18,522
				Development and Investment Banks	13	53	5,251
				Aktif Yatırım Bankası A.Ş.		9	662
				BankPozitif Kredi ve Kalkınma Bankası A.Ş.		1	73
				Diler Yatırım Bankası A.Ş.		1	18
				GSD Yatırım Bankası A.Ş.		2	30
				İller Bankası A.Ş.		19	2,410
				İstanbul Takas ve Saklama Bankası A.Ş.		1	275
				Merrill Lynch Yatırım Bank A.Ş.		1	47
				Nurol Yatırım Bankası A.Ş.		1	54
				Pasha Yatırım Bankası A.Ş.		1	48
				Standard Chartered Yatırım Bankası Türk A.Ş.		1	28
				Türk Eximbank		12	689
				Türkiye Kalkınma Bankası A.Ş.		1	546
				Türkiye Sınai Kalkınma Bankası A.Ş.		3	371

* Branches in foreign countries and Turkish Republic of Northern Cyprus are included.

** Bank of China Turkey A.Ş. has become a member of The Banks Association of Turkey as of December 18, 2017. The publication of financial reports hasn't announced yet. Therefore the data of the bank is not included in other tables.

This report is prepared from the related statistics of member banks that is sent to the Banks Association of Turkey. Whilst every effort has been made to ensure that the information contained in this report is correct, the Banks Association of Turkey can not accept any responsibility for any errors or omissions or for any consequences resulting therefrom.

Table 2 Bank Employees by Gender and Education, as of June 30, 2018

Banks	Primary School			High School			Undergraduate			Postgraduate			Total		
	Male	Female	Total	Male	Female	Total	Male	Female	Total	Male	Female	Total	Male	Female	Total
Sector Total	879	127	1,006	17,489	8,563	26,052	69,341	82,720	152,061	7,412	7,284	14,696	95,121	98,694	193,815
Deposit Banks	671	101	772	17,045	8,458	25,503	67,345	81,516	148,861	6,651	6,777	13,428	91,712	96,852	188,564
State-owned Banks	233	6	239	5,301	1,559	6,860	25,527	22,348	47,875	2,566	2,421	4,987	33,627	26,334	59,961
Türkiye Cumhuriyeti Ziraat Bankası A.Ş.	107	2	109	2,586	530	3,116	11,030	8,048	19,078	1,196	1,073	2,269	14,919	9,653	24,572
Türkiye Halk Bankası A.Ş.	49	1	50	2,073	611	2,684	7,831	6,996	14,827	731	606	1,337	10,684	8,214	18,898
Türkiye Vakıflar Bankası T.A.O.	77	3	80	642	418	1,060	6,666	7,304	13,970	639	742	1,381	8,024	8,467	16,491
Privately-owned Banks	182	17	199	5,424	3,201	8,625	25,407	34,658	60,065	2,276	2,388	4,664	33,289	40,264	73,553
Adabank A.Ş.	1	0	1	3	3	6	10	10	20	0	1	1	14	14	28
Akbank T.A.Ş.	29	0	29	465	217	682	5,297	6,387	11,684	626	645	1,271	6,417	7,249	13,666
Anadolubank A.Ş.	5	1	6	213	58	271	704	652	1,356	44	57	101	966	768	1,734
Fibabanka A.Ş.	10	2	12	190	59	249	603	656	1,259	85	69	154	888	786	1,674
Şekerbank T.A.Ş.	17	2	19	194	128	322	1,504	1,580	3,084	73	67	140	1,788	1,777	3,565
Turkish Bank A.Ş.	9	0	9	21	14	35	61	83	144	21	16	37	112	113	225
Türk Ekonomi Bankası A.Ş.	21	6	27	826	436	1,262	3,203	4,368	7,571	384	361	745	4,434	5,171	9,605
Türkiye İş Bankası A.Ş.	69	1	70	2,598	1,426	4,024	8,882	10,666	19,548	517	570	1,087	12,066	12,663	24,729
Yapı ve Kredi Bankası A.Ş.	21	5	26	914	860	1,774	5,143	10,256	15,399	526	602	1,128	6,604	11,723	18,327
Banks Under Depo. Insurance Fund	16	2	18	71	20	91	50	50	100	9	3	12	146	75	221
Birleşik Fon Bankası A.Ş.	16	2	18	71	20	91	50	50	100	9	3	12	146	75	221

Banks	Primary School			High School			Undergraduate			Postgraduate			Total		
	Male	Female	Total	Male	Female	Total	Male	Female	Total	Male	Female	Total	Male	Female	Total
Foreign Banks	240	76	316	6,249	3,678	9,927	16,361	24,460	40,821	1,800	1,965	3,765	24,650	30,179	54,829
Alternatifbank A.Ş.	11	0	11	101	31	132	304	387	691	78	43	121	494	461	955
Arap Türk Bankası A.Ş.	9	1	10	44	10	54	83	71	154	25	18	43	161	100	261
Bank Mellat	3	0	3	9	1	10	30	7	37	1	0	1	43	8	51
Bank of China Turkey A.Ş.	0	0	0	0	0	0	12	6	18	8	5	13	20	11	31
Burgan Bank A.Ş.	7	0	7	54	30	84	353	461	814	45	54	99	459	545	1,004
Citibank A.Ş.	0	0	0	25	8	33	123	163	286	41	45	86	189	216	405
Denizbank A.Ş.	106	65	171	2,350	2,220	4,570	3,015	3,734	6,749	257	276	533	5,728	6,295	12,023
Deutsche Bank A.Ş.	1	0	1	2	0	2	28	53	81	14	11	25	45	64	109
Habib Bank Limited	1	0	1	5	0	5	6	5	11	1	1	2	13	6	19
HSBC Bank A.Ş.	1	0	1	157	109	266	602	1,248	1,850	89	106	195	849	1,463	2,312
ICBC Turkey Bank A.Ş.	11	3	14	69	25	94	264	360	624	38	41	79	382	429	811
ING Bank A.Ş.	13	0	13	289	163	452	1,551	2,152	3,703	191	171	362	2,044	2,486	4,530
Intesa Sanpaolo S.p.A.	0	0	0	0	1	1	10	7	17	6	4	10	16	12	28
JPMorgan Chase Bank N.A.	4	1	5	1	3	4	19	17	36	9	5	14	33	26	59
MUFG Bank Turkey A.Ş.	0	0	0	2	0	2	25	25	50	14	8	22	41	33	74
Odea Bank A.Ş.	4	0	4	32	7	39	340	536	876	85	62	147	461	605	1,066
QNB Finansbank A.Ş.	41	4	45	1,397	549	1,946	3,536	5,740	9,276	335	409	744	5,309	6,702	12,011
Rabobank A.Ş.	0	0	0	1	1	2	8	8	16	13	4	17	22	13	35
Société Générale (SA)	4	0	4	3	5	8	11	12	23	7	1	8	25	18	43
Turkland Bank A.Ş.	3	0	3	67	27	94	137	197	334	24	25	49	231	249	480
Türkiye Garanti Bankası A.Ş.	21	2	23	1,641	488	2,129	5,904	9,271	15,175	519	676	1,195	8,085	10,437	18,522
Development and Investment Banks	208	26	234	444	105	549	1,996	1,204	3,200	761	507	1,268	3,409	1,842	5,251
Aktif Yatırım Bankası A.Ş.	3	0	3	61	21	82	299	179	478	61	38	99	424	238	662
BankPozitif Kredi ve Kalkınma Bankası A.Ş.	1	0	1	4	3	7	29	28	57	6	2	8	40	33	73
Diler Yatırım Bankası A.Ş.	0	0	0	2	0	2	3	8	11	2	3	5	7	11	18
GSD Yatırım Bankası A.Ş.	0	0	0	2	0	2	18	9	27	0	1	1	20	10	30
İller Bankası A.Ş.	121	8	129	234	43	277	950	427	1,377	393	234	627	1,698	712	2,410
İstanbul Takas ve Saklama Bankası A.Ş.	5	2	7	5	1	6	115	81	196	39	27	66	164	111	275
Merrill Lynch Yatırım Bank A.Ş.	0	0	0	0	0	0	12	13	25	13	9	22	25	22	47
Nurol Yatırım Bankası A.Ş.	4	2	6	4	1	5	20	13	33	7	3	10	35	19	54
Pasha Yatırım Bankası A.Ş.	0	0	0	3	0	3	13	19	32	6	7	13	22	26	48
Standard Chartered Yatırım Bankası Türk A.	2	2	4	2	4	6	3	7	10	2	6	8	9	19	28
Türk Eximbank	31	10	41	60	14	74	224	139	363	124	87	211	439	250	689
Türkiye Kalkınma Bankası A.Ş.	32	0	32	48	13	61	205	152	357	58	38	96	343	203	546
Türkiye Sınai Kalkınma Bankası A.Ş.	9	2	11	19	5	24	105	129	234	50	52	102	183	188	371

Table 3 Number of Branches and Employees (2017 - 2018 June)

	No.of Branches			No.of Employees		
	2017 June	2017 Dec.	2018 June	2017 June	2017 Dec.	2018 June
Sector Total	10,724	10,550	10,536	196,019	193,504	193,815
Deposit Banks	10,679	10,500	10,483	190,756	188,266	188,564
State-owned Banks	3,709	3,677	3,715	58,486	58,502	59,961
Türkiye Cumhuriyeti Ziraat Bankası A.Ş.	1,813	1,781	1,781	24,709	24,554	24,572
Türkiye Halk Bankası A.Ş.	969	969	978	17,771	17,851	18,898
Türkiye Vakıflar Bankası T.A.O.	927	927	956	16,006	16,097	16,491
Privately-owned Banks	4,110	4,013	4,015	73,925	73,460	73,553
Adabank A.Ş.	1	1	1	29	29	28
Akbank T.A.Ş.	840	801	800	13,865	13,884	13,666
Anadolubank A.Ş.	109	112	112	1,866	1,817	1,734
Fibabanka A.Ş.	79	80	83	1,620	1,633	1,674
Şekerbank T.A.Ş.	273	273	273	3,597	3,591	3,565
Turkish Bank A.Ş.	13	12	12	225	230	225
Türk Ekonomi Bankası A.Ş.	515	504	504	9,541	9,464	9,605
Türkiye İş Bankası A.Ş.	1,372	1,364	1,364	24,776	24,868	24,729
Yapı ve Kredi Bankası A.Ş.	908	866	866	18,406	17,944	18,327
Banks Under the Dep.Ins.Fund	1	1	1	230	225	221
Birleşik Fon Bankası A.Ş.	1	1	1	230	225	221
Foreign Banks	2,859	2,809	2,752	58,115	56,079	54,829
Alternatifbank A.Ş.	53	53	53	941	947	955
Arap Türk Bankası A.Ş.	7	7	7	270	259	261
Bank Mellat	3	3	3	52	50	51
Bank of China Turkey A.Ş.	-	-	1	-	-	31
Burgan Bank A.Ş.	47	43	43	969	978	1,004
Citibank A.Ş.	7	7	3	441	421	405
Denizbank A.Ş.	704	697	713	12,833	12,257	12,023
Deutsche Bank A.Ş.	1	1	1	120	119	109
Habib Bank Limited	1	1	1	17	18	19
HSBC Bank A.Ş.	89	82	82	2,819	2,478	2,312
ICBC Turkey Bank A.Ş.	44	44	44	783	810	811
ING Bank A.Ş.	266	261	254	5,086	4,935	4,530
Intesa Sanpaolo S.p.A.	1	1	1	26	30	28
JPMorgan Chase Bank N.A.	1	1	1	55	60	59
MUFG Bank Turkey A.Ş.	1	1	1	69	70	74
Odea Bank A.Ş.	52	47	46	1,670	1,185	1,066
QNB Finansbank A.Ş.	588	580	542	11,925	12,007	12,011
Rabobank A.Ş.	1	1	1	37	35	35
Société Générale (SA)	1	1	1	45	47	43
Turkland Bank A.Ş.	33	33	24	612	523	480
Türkiye Garanti Bankası A.Ş.	959	945	930	19,345	18,850	18,522
Development and Investment Banks	45	50	53	5,263	5,238	5,251
Aktif Yatırım Bankası A.Ş.	8	8	9	641	656	662
BankPozitif Kredi ve Kalkınma Bankası A.Ş.	1	1	1	83	79	73
Diler Yatırım Bankası A.Ş.	1	1	1	17	19	18
GSD Yatırım Bankası A.Ş.	1	1	2	31	31	30
İller Bankası A.Ş.	19	19	19	2,484	2,439	2,410
İstanbul Takas ve Saklama Bankası A.Ş.	1	1	1	250	281	275
Merrill Lynch Yatırım Bank A.Ş.	1	1	1	50	47	47
Nurol Yatırım Bankası A.Ş.	1	1	1	43	49	54
Pasha Yatırım Bankası A.Ş.	1	1	1	41	45	48
Standard Chartered Yatırım Bankası Türk A.Ş.	1	1	1	32	29	28
Türk Eximbank	6	11	12	637	635	689
Türkiye Kalkınma Bankası A.Ş.	1	1	1	586	553	546
Türkiye Sınai Kalkınma Bankası A.Ş.	3	3	3	368	375	371