

# Quarterly Statistics by Banks, Employees and Branches in Banking System

March 2018

Report Code: DE13

April 2018





## Contents

### Page No.

Number of Banks.....	i
Number of Employees.....	i
Bank Employees by Gender and Education Level .....	ii
Number of Branches.....	ii
Number of Employees and Branches per 100.000 People.....	iii

### **Tables**

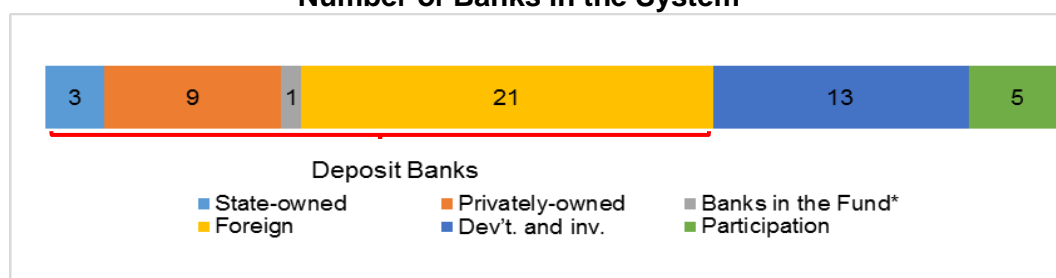
Table 1	Number of Branches and Employees by the Banks and Groups, as of March 31, 2018.....	1
Table 2	Bank Employees by Sex and Education, as of March 31, 2018.....	2
Table 3	Number of Branches and Employees (2017 - 2018 March).....	4

## Quarterly Statistics by Banks, Employees and Branches in Banking System<sup>1</sup> March 2018

### Number of Banks

The number of deposit, development and investment banks was 52 at the end of March 2018 with 34 in deposit banks group and 13 in non-deposit banks group, while there were also 5 participation banks. Bank of China Turkey A.Ş. has taken permission to make banking operations in the "foreign banks founded in Turkey" group, on the 2<sup>nd</sup> of May, 2016 and started its operations on the 1<sup>st</sup> of December, 2017.

### Number of Banks in the System



\* Banks under the Deposit Insurance Fund

### Number of Employees

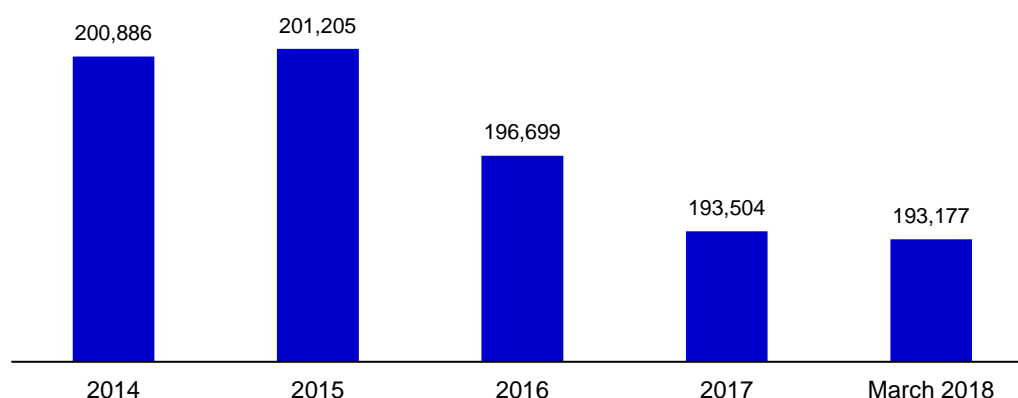
As of March 2018, the number of employees in deposit banks and development and investment banks was 193,177.

### Number of Employees

	March 2017	December 2017	March 2018
Deposit banks	191,485	188,266	187,920
Dev't. and inv. banks	5,273	5,238	5,257
<b>Total</b>	<b>196,758</b>	<b>193,504</b>	<b>193,177</b>

The number of employees decreased by 3,851 (1.8 percent), as compared to March 2017 and by 327 as compared to end of the 2017.

### Number of Employees



The average number of employees was 5,527 in deposit banks.

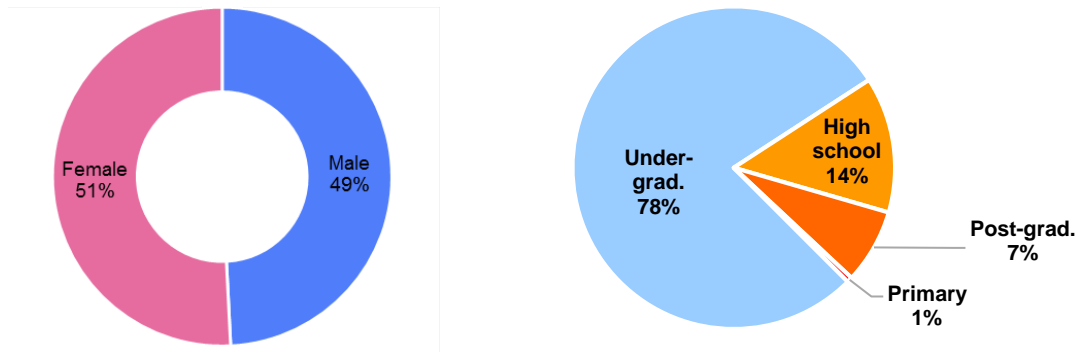
<sup>1</sup> -The deposit banks and development and investment banks are included.

### Bank Employees by Gender and Education Level

As of March 2018, 51 percent of the employees were female regarding the distribution of bank employees by gender.

Regarding the education level of bank employees, 78 percent of the employees had undergraduate degrees and 7 percent in postgraduate degrees, as of March 2018. This figure was 14 percent in high-school graduates.

#### Bank Employees by Gender and Education Level



### Number of Branches

As of March 2018, the total number of branches in deposit banks and development and investment banks was 10,550.

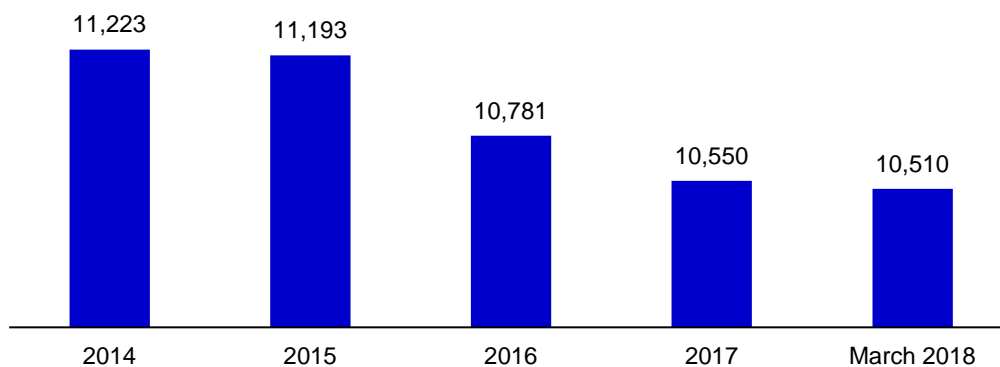
#### Number of Branches\*

	March 2017	December 2017	March 2018
Deposit banks	10,712	10,500	10,460
Dev't. and inv. banks	42	50	50
<b>Total</b>	<b>10,754</b>	<b>10,550</b>	<b>10,510</b>

\* Branches in foreign countries and Turkish Republic of Northern Cyprus are included.

This number decreased by 244, as compared to March 2017 and by 40, as compared to December 2017.

#### Number of Branches

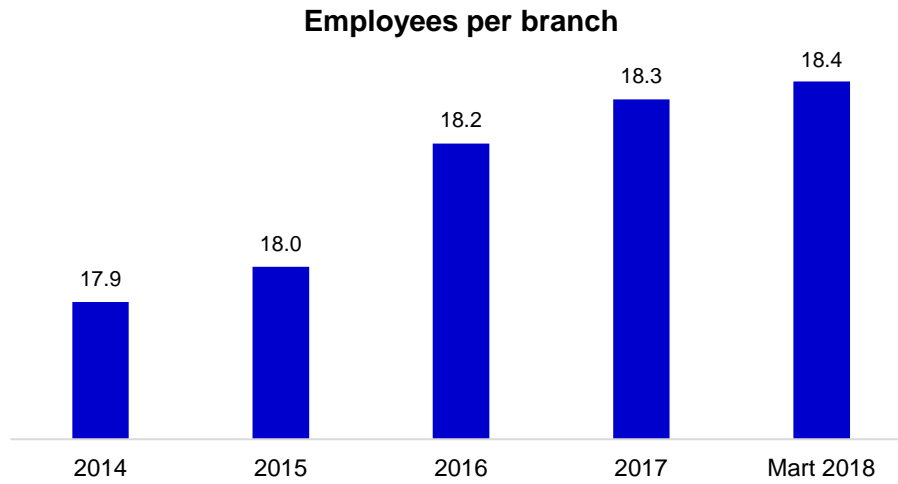


The number of branches per bank was 308 in deposit banks at the end of March 2018.

The rapid growth of non-branch channels and delegation of some services to outsourcing institutions affected the number of employees and branches.

### Employees per branch

The average number of employees per branch was 18.4. This number was 18 in deposit banks and 105 in development and investment banks as of March 2018.



**Table 1 Number of Banks, Branches and Employees, as of March 31, 2018**

	No. of Banks	No. of Branches*	No. of Employees		No. of Banks	No. of Branches*	No. of Employees
<b>Sector Total</b>	<b>47</b>	<b>10,510</b>	<b>193,177</b>	<b>Foreign Banks</b>	<b>21</b>	<b>2,756</b>	<b>55,280</b>
<b>Deposit Banks</b>	<b>34</b>	<b>10,460</b>	<b>187,920</b>	Alternatifbank A.Ş.		53	938
<b>State-owned Banks</b>	<b>3</b>	<b>3,687</b>	<b>58,610</b>	Arap Türk Bankası A.Ş.		7	258
Türkiye Cumhuriyeti Ziraat Bankası A.Ş.		1,780	24,681	Bank Mellat		3	50
Türkiye Halk Bankası A.Ş.		972	17,779	Bank of China Turkey A.Ş.**		-	-
Türkiye Vakıflar Bankası T.A.O.		935	16,150	Burgan Bank A.Ş.		43	1,004
<b>Privately-owned Banks</b>	<b>9</b>	<b>4,016</b>	<b>73,806</b>	Citibank A.Ş.		3	405
Adabank A.Ş.		1	27	Denizbank A.Ş.		708	12,190
Akbank T.A.Ş.		801	13,840	Deutsche Bank A.Ş.		1	114
Anadolubank A.Ş.		112	1,754	Habib Bank Limited		1	19
Fibabanka A.Ş.		83	1,684	HSBC Bank A.Ş.		82	2,471
Şekerbank T.A.Ş.		273	3,545	ICBC Turkey Bank A.Ş.		44	797
Turkish Bank A.Ş.		12	216	ING Bank A.Ş.		257	4,671
Türk Ekonomi Bankası A.Ş.		504	9,610	Intesa Sanpaolo S.p.A.		1	26
Türkiye İş Bankası A.Ş.		1,364	24,836	JPMorgan Chase Bank N.A.		1	59
Yapı ve Kredi Bankası A.Ş.		866	18,294	MUFG Bank Turkey A.Ş.		1	71
<b>Banks Under the Depo. Insurance Fund</b>	<b>1</b>	<b>1</b>	<b>224</b>	Odea Bank A.Ş.		47	1,126
Birleşik Fon Bankası A.Ş.		1	224	QNB Finansbank A.Ş.		542	11,854
				Rabobank A.Ş.		1	37
				Société Générale (SA)		1	45
				Turkland Bank A.Ş.		24	506
				Türkiye Garanti Bankası A.Ş.		936	18,639
				<b>Development and Investment Banks</b>	<b>13</b>	<b>50</b>	<b>5,257</b>
				Aktif Yatırım Bankası A.Ş.		8	652
				BankPozitif Kredi ve Kalkınma Bankası A.Ş.		1	72
				Diler Yatırım Bankası A.Ş.		1	19
				GSD Yatırım Bankası A.Ş.		1	30
				İller Bankası A.Ş.		19	2,423
				İstanbul Takas ve Saklama Bankası A.Ş.		1	274
				Merrill Lynch Yatırım Bank A.Ş.		1	48
				Nurol Yatırım Bankası A.Ş.		1	53
				Pasha Yatırım Bankası A.Ş.		1	45
				Standard Chartered Yatırım Bankası Türk A.		1	29
				Türk Eximbank		11	679
				Türkiye Kalkınma Bankası A.Ş.		1	556
				Türkiye Sınai Kalkınma Bankası A.Ş.		3	377

\* Branches in foreign countries and Turkish Republic of Northern Cyprus are included.

\*\* Bank of China Turkey A.Ş. has become a member of The Banks Association of Turkey as of December 18, 2017. The publication of financial reports hasn't announced yet. Therefore the data of the bank is not included in other tables.

This report is prepared from the related statistics of member banks that is sent to the Banks Association of Turkey. Whilst every effort has been made to ensure that the information contained in this report is correct, the Banks Association of Turkey can not accept any responsibility for any errors or omissions or for any consequences resulting therefrom.

**Table 2 Bank Employees by Gender and Education, as of March 31, 2018**

Banks	Primary School			High School			Undergraduate			Postgraduate			Total		
	Male	Female	Total	Male	Female	Total	Male	Female	Total	Male	Female	Total	Male	Female	Total
<b>Sector Total</b>	<b>893</b>	<b>124</b>	<b>1,017</b>	<b>17,663</b>	<b>8,695</b>	<b>26,358</b>	<b>69,075</b>	<b>82,255</b>	<b>151,330</b>	<b>7,289</b>	<b>7,183</b>	<b>14,472</b>	<b>94,920</b>	<b>98,257</b>	<b>193,177</b>
<b>Deposit Banks</b>	<b>686</b>	<b>100</b>	<b>786</b>	<b>17,225</b>	<b>8,590</b>	<b>25,815</b>	<b>67,047</b>	<b>81,037</b>	<b>148,084</b>	<b>6,554</b>	<b>6,681</b>	<b>13,235</b>	<b>91,512</b>	<b>96,408</b>	<b>187,920</b>
<b>State-owned Banks</b>	<b>237</b>	<b>6</b>	<b>243</b>	<b>5,405</b>	<b>1,591</b>	<b>6,996</b>	<b>24,927</b>	<b>21,549</b>	<b>46,476</b>	<b>2,515</b>	<b>2,380</b>	<b>4,895</b>	<b>33,084</b>	<b>25,526</b>	<b>58,610</b>
Türkiye Cumhuriyeti Ziraat Bankası A.Ş.	104	2	106	2,651	529	3,180	11,084	8,056	19,140	1,187	1,068	2,255	15,026	9,655	24,681
Türkiye Halk Bankası A.Ş.	53	1	54	2,095	624	2,719	7,348	6,355	13,703	711	592	1,303	10,207	7,572	17,779
Türkiye Vakıflar Bankası T.A.O.	80	3	83	659	438	1,097	6,495	7,138	13,633	617	720	1,337	7,851	8,299	16,150
<b>Privately-owned Banks</b>	<b>185</b>	<b>16</b>	<b>201</b>	<b>5,428</b>	<b>3,216</b>	<b>8,644</b>	<b>25,574</b>	<b>34,789</b>	<b>60,363</b>	<b>2,252</b>	<b>2,346</b>	<b>4,598</b>	<b>33,439</b>	<b>40,367</b>	<b>73,806</b>
Adabank A.Ş.	1	0	1	3	3	6	9	10	19	0	1	1	13	14	27
Akbank T.A.Ş.	29	0	29	452	182	634	5,387	6,524	11,911	620	646	1,266	6,488	7,352	13,840
Anadolubank A.Ş.	4	0	4	216	62	278	721	660	1,381	40	51	91	981	773	1,754
Fibabanka A.Ş.	10	2	12	193	58	251	596	677	1,273	83	65	148	882	802	1,684
Şekerbank T.A.Ş.	18	2	20	195	130	325	1,500	1,560	3,060	77	63	140	1,790	1,755	3,545
Turkish Bank A.Ş.	9	0	9	21	14	35	62	78	140	20	12	32	112	104	216
Türk Ekonomi Bankası A.Ş.	22	6	28	831	435	1,266	3,197	4,402	7,599	372	345	717	4,422	5,188	9,610
Türkiye İş Bankası A.Ş.	72	2	74	2,599	1,450	4,049	8,926	10,702	19,628	516	569	1,085	12,113	12,723	24,836
Yapı ve Kredi Bankası A.Ş.	20	4	24	918	882	1,800	5,176	10,176	15,352	524	594	1,118	6,638	11,656	18,294
<b>Banks Under Depo. Insurance Fund</b>	<b>15</b>	<b>2</b>	<b>17</b>	<b>72</b>	<b>21</b>	<b>93</b>	<b>52</b>	<b>50</b>	<b>102</b>	<b>8</b>	<b>4</b>	<b>12</b>	<b>147</b>	<b>77</b>	<b>224</b>
Birleşik Fon Bankası A.Ş.	15	2	17	72	21	93	52	50	102	8	4	12	147	77	224

Banks	Primary School			High School			Undergraduate			Postgraduate			Total		
	Male	Female	Total	Male	Female	Total	Male	Female	Total	Male	Female	Total	Male	Female	Total
<b>Foreign Banks</b>	<b>249</b>	<b>76</b>	<b>325</b>	<b>6,320</b>	<b>3,762</b>	<b>10,082</b>	<b>16,494</b>	<b>24,649</b>	<b>41,143</b>	<b>1,779</b>	<b>1,951</b>	<b>3,730</b>	<b>24,842</b>	<b>30,438</b>	<b>55,280</b>
Alternatifbank A.Ş.	11	0	11	96	30	126	305	383	688	72	41	113	484	454	938
Arap Türk Bankası A.Ş.	10	1	11	43	10	53	82	73	155	22	17	39	157	101	258
Bank Mellat	3	0	3	9	1	10	29	7	36	1	0	1	42	8	50
Burgan Bank A.Ş.	7	0	7	60	32	92	343	474	817	44	44	88	454	550	1,004
Citibank A.Ş.	0	0	0	26	10	36	122	165	287	37	45	82	185	220	405
Denizbank A.Ş.	107	65	172	2,370	2,273	4,643	3,068	3,773	6,841	256	278	534	5,801	6,389	12,190
Deutsche Bank A.Ş.	1	0	1	2	0	2	29	54	83	16	12	28	48	66	114
Habib Bank Limited	1	0	1	5	0	5	6	5	11	1	1	2	13	6	19
HSBC Bank A.Ş.	1	0	1	177	132	309	628	1,327	1,955	96	110	206	902	1,569	2,471
ICBC Turkey Bank A.Ş.	11	3	14	69	25	94	258	352	610	38	41	79	376	421	797
ING Bank A.Ş.	14	0	14	294	173	467	1,596	2,228	3,824	192	174	366	2,096	2,575	4,671
Intesa Sanpaolo S.p.A.	0	0	0	0	0	0	10	6	16	6	4	10	16	10	26
JPMorgan Chase Bank N.A.	4	1	5	1	3	4	19	17	36	9	5	14	33	26	59
MUFG Bank Turkey A.Ş.	0	0	0	2	0	2	24	23	47	14	8	22	40	31	71
Odea Bank A.Ş.	4	0	4	31	7	38	371	561	932	85	67	152	491	635	1,126
QNB Finansbank A.Ş.	43	4	47	1,389	532	1,921	3,511	5,641	9,152	332	402	734	5,275	6,579	11,854
Rabobank A.Ş.	0	0	0	2	2	4	8	8	16	13	4	17	23	14	37
Société Générale (SA)	4	0	4	3	5	8	11	14	25	7	1	8	25	20	45
Turkland Bank A.Ş.	3	0	3	67	29	96	144	214	358	24	25	49	238	268	506
Türkiye Garanti Bankası A.Ş.	25	2	27	1,674	498	2,172	5,930	9,324	15,254	514	672	1,186	8,143	10,496	18,639
<b>Development and Investment Banks</b>	<b>207</b>	<b>24</b>	<b>231</b>	<b>438</b>	<b>105</b>	<b>543</b>	<b>2,028</b>	<b>1,218</b>	<b>3,246</b>	<b>735</b>	<b>502</b>	<b>1,237</b>	<b>3,408</b>	<b>1,849</b>	<b>5,257</b>
Aktif Yatırım Bankası A.Ş.	3	0	3	54	22	76	299	179	478	58	37	95	414	238	652
BankPozitif Kredi ve Kalkınma Bankası A.Ş.	1	0	1	4	3	7	28	28	56	6	2	8	39	33	72
Diler Yatırım Bankası A.Ş.	0	0	0	2	0	2	4	8	12	2	3	5	8	11	19
GSD Yatırım Bankası A.Ş.	0	0	0	3	0	3	19	7	26	0	1	1	22	8	30
İller Bankası A.Ş.	122	8	130	238	43	281	959	429	1,388	391	233	624	1,710	713	2,423
İstanbul Takas ve Saklama Bankası A.Ş.	3	1	4	5	1	6	119	82	201	36	27	63	163	111	274
Merrill Lynch Yatırım Bank A.Ş.	0	0	0	0	0	0	12	14	26	13	9	22	25	23	48
Nurol Yatırım Bankası A.Ş.	2	1	3	2	1	3	20	17	37	6	4	10	30	23	53
Pasha Yatırım Bankası A.Ş.	0	0	0	3	0	3	11	19	30	6	6	12	20	25	45
Standard Chartered Yatırım Bankası Türk A.	2	2	4	2	4	6	3	8	11	2	6	8	9	20	29
Türk Eximbank	31	10	41	60	13	73	236	139	375	108	82	190	435	244	679
Türkiye Kalkınma Bankası A.Ş.	34	0	34	49	13	62	209	154	363	59	38	97	351	205	556
Türkiye Sınai Kalkınma Bankası A.Ş.	9	2	11	16	5	21	109	134	243	48	54	102	182	195	377



**Table 3 Number of Branches and Employees (2017 - 2018 March)**

	No.of Branches			No.of Employees		
	2017 March	2017 Dec.	2018 March	2017 March	2017 Dec.	2018 March
<b>Sector Total</b>	<b>10,754</b>	<b>10,550</b>	<b>10,510</b>	<b>196,758</b>	<b>193,504</b>	<b>193,177</b>
<b>Deposit Banks</b>	<b>10,712</b>	<b>10,500</b>	<b>10,460</b>	<b>191,485</b>	<b>188,266</b>	<b>187,920</b>
<b>State-owned Banks</b>	<b>3,708</b>	<b>3,677</b>	<b>3,687</b>	<b>58,448</b>	<b>58,502</b>	<b>58,610</b>
Türkiye Cumhuriyeti Ziraat Bankası A.Ş.	1,818	1,781	1,780	25,008	24,554	24,681
Türkiye Halk Bankası A.Ş.	966	969	972	17,762	17,851	17,779
Türkiye Vakıflar Bankası T.A.O.	924	927	935	15,678	16,097	16,150
<b>Privately-owned Banks</b>	<b>4,127</b>	<b>4,013</b>	<b>4,016</b>	<b>73,830</b>	<b>73,460</b>	<b>73,806</b>
Adabank A.Ş.	1	1	1	29	29	27
Akbank T.A.Ş.	839	801	801	13,826	13,884	13,840
Anadolubank A.Ş.	108	112	112	1,817	1,817	1,754
Fibabanka A.Ş.	74	80	83	1,569	1,633	1,684
Şekerbank T.A.Ş.	273	273	273	3,642	3,591	3,545
Turkish Bank A.Ş.	13	12	12	232	230	216
Türk Ekonomi Bankası A.Ş.	515	504	504	9,591	9,464	9,610
Türkiye İş Bankası A.Ş.	1,373	1,364	1,364	24,753	24,868	24,836
Yapı ve Kredi Bankası A.Ş.	931	866	866	18,371	17,944	18,294
<b>Banks Under the Dep.Ins.Fund</b>	<b>1</b>	<b>1</b>	<b>1</b>	<b>230</b>	<b>225</b>	<b>224</b>
Birleşik Fon Bankası A.Ş.	1	1	1	230	225	224
<b>Foreign Banks</b>	<b>2,876</b>	<b>2,809</b>	<b>2,756</b>	<b>58,977</b>	<b>56,079</b>	<b>55,280</b>
Alternatifbank A.Ş.	53	53	53	938	947	938
Arap Türk Bankası A.Ş.	7	7	7	273	259	258
Bank Mellat	3	3	3	52	50	50
Burgan Bank A.Ş.	49	43	43	992	978	1,004
Citibank A.Ş.	7	7	3	452	421	405
Denizbank A.Ş.	696	697	708	12,784	12,257	12,190
Deutsche Bank A.Ş.	1	1	1	116	119	114
Habib Bank Limited	1	1	1	16	18	19
HSBC Bank A.Ş.	89	82	82	3,046	2,478	2,471
ICBC Turkey Bank A.Ş.	44	44	44	793	810	797
ING Bank A.Ş.	267	261	257	5,188	4,935	4,671
Intesa Sanpaolo S.p.A.	1	1	1	27	30	26
JPMorgan Chase Bank N.A.	1	1	1	56	60	59
MUFG Bank Turkey A.Ş.	1	1	1	70	70	71
Odea Bank A.Ş.	51	47	47	1,676	1,185	1,126
QNB Finansbank A.Ş.	604	580	542	12,277	12,007	11,854
Rabobank A.Ş.	1	1	1	33	35	37
Société Générale (SA)	1	1	1	47	47	45
The Royal Bank of Scotland Plc.*	1	-	-	31	-	-
Turkland Bank A.Ş.	33	33	24	604	523	506
Türkiye Garanti Bankası A.Ş.	965	945	936	19,506	18,850	18,639
<b>Development and Investment Banks</b>	<b>42</b>	<b>50</b>	<b>50</b>	<b>5,273</b>	<b>5,238</b>	<b>5,257</b>
Aktif Yatırım Bankası A.Ş.	8	8	8	669	656	652
BankPozitif Kredi ve Kalkınma Bankası A.Ş.	1	1	1	78	79	72
Diler Yatırım Bankası A.Ş.	1	1	1	18	19	19
GSD Yatırım Bankası A.Ş.	1	1	1	28	31	30
İller Bankası A.Ş.	19	19	19	2,501	2,439	2,423
İstanbul Takas ve Saklama Bankası A.Ş.	1	1	1	246	281	274
Merrill Lynch Yatırım Bank A.Ş.	1	1	1	34	47	48
Nurol Yatırım Bankası A.Ş.	1	1	1	42	49	53
Pasha Yatırım Bankası A.Ş.	1	1	1	40	45	45
Standard Chartered Yatırım Bankası Türk A.Ş.	1	1	1	32	29	29
Türk Eximbank	3	11	11	626	635	679
Türkiye Kalkınma Bankası A.Ş.	1	1	1	597	553	556
Türkiye Sınai Kalkınma Bankası A.Ş.	3	3	3	362	375	377

\* The BRSB has decided "The Royal Bank of Scotland Plc." to finish operations and to start liquidation according to the Resolution Nr. 7326, dated 11 May 2017.